



US00D705475S

(12) **United States Design Patent**
Kitts

(10) **Patent No.:** **US D705,475 S**

(45) **Date of Patent:** **** May 20, 2014**

(54) **LAMP**

(71) Applicant: **Hubbardton Forge LLC**, Castleton, VT (US)

(72) Inventor: **David Kitts**, Rutland, VT (US)

(73) Assignee: **Hubbardton Forge LLC**, Castleton, VT (US)

(**) Term: **14 Years**

(21) Appl. No.: **29/475,677**

(22) Filed: **Dec. 5, 2013**

(51) **LOC (10) Cl.** **26-03**

(52) **U.S. Cl.**
USPC **D26/81; D26/88**

(58) **Field of Classification Search**
USPC D26/72, 81-84, 86-88, 143, 144;
362/147, 404-408

See application file for complete search history.

(56) **References Cited**

U.S. PATENT DOCUMENTS

D34,505 S *	5/1901	McCrea	D26/88
D35,908 S *	5/1902	Jamison	D26/81
D38,638 S *	6/1907	Weyer	D26/88
D38,831 S *	9/1907	Brooks	D26/88
D60,921 S *	4/1922	Shardlow	D26/81
D70,159 S *	5/1926	Crumley	D26/144
D85,629 S *	11/1931	Wing	D26/88
D91,159 S *	12/1933	McFadden	D26/81
D342,338 S *	12/1993	Thun	D26/88
D514,729 S *	2/2006	Chen	D26/81

D603,551 S *	11/2009	Carlson	D26/81
D659,278 S *	5/2012	Sage et al.	D26/81
D665,120 S *	8/2012	Damen et al.	D26/128

OTHER PUBLICATIONS

Chandelier #14028/4 from the Encasement Collection shown on p. 101 of the E.L.K. Lighting, Inc. Catalog 2900. © 2009. (3 pages, includes front and rear covers of catalog).*

Provence chandelier #14019/8 shown on p. 107 of the E.L.K. Lighting, Inc. Catalog 2900. © 2009.*

Chandelier #30013/10 from the Elliptical Collection shown on p. 211 of the E.L.K. Lighting, Inc. Catalog 2900. © 2009.*

Chandelier #14004/1+1 from the Cambridge Collection shown on p. 90 of the E.L.K. Lighting, Inc. Catalog 2900. © 2009.*

* cited by examiner

Primary Examiner — Clare E Heflin

(74) *Attorney, Agent, or Firm* — Bourque and Associates, PA

(57) **CLAIM**

The ornamental design for a lamp, as shown and described.

DESCRIPTION

FIG. 1 is a perspective view of the lamp according to the present invention;

FIG. 2 is a front view of the lamp, the back view being a mirror image thereof;

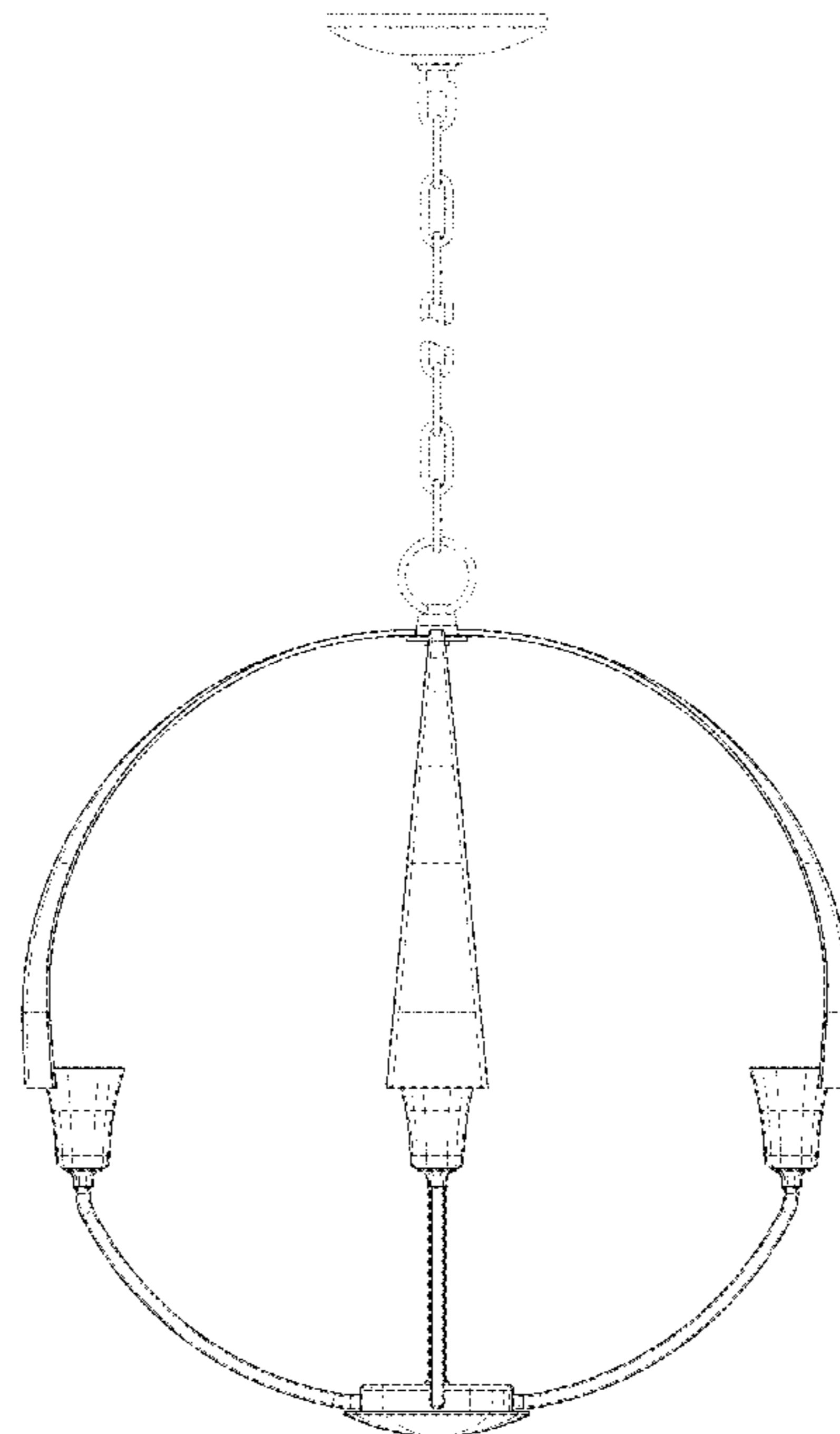
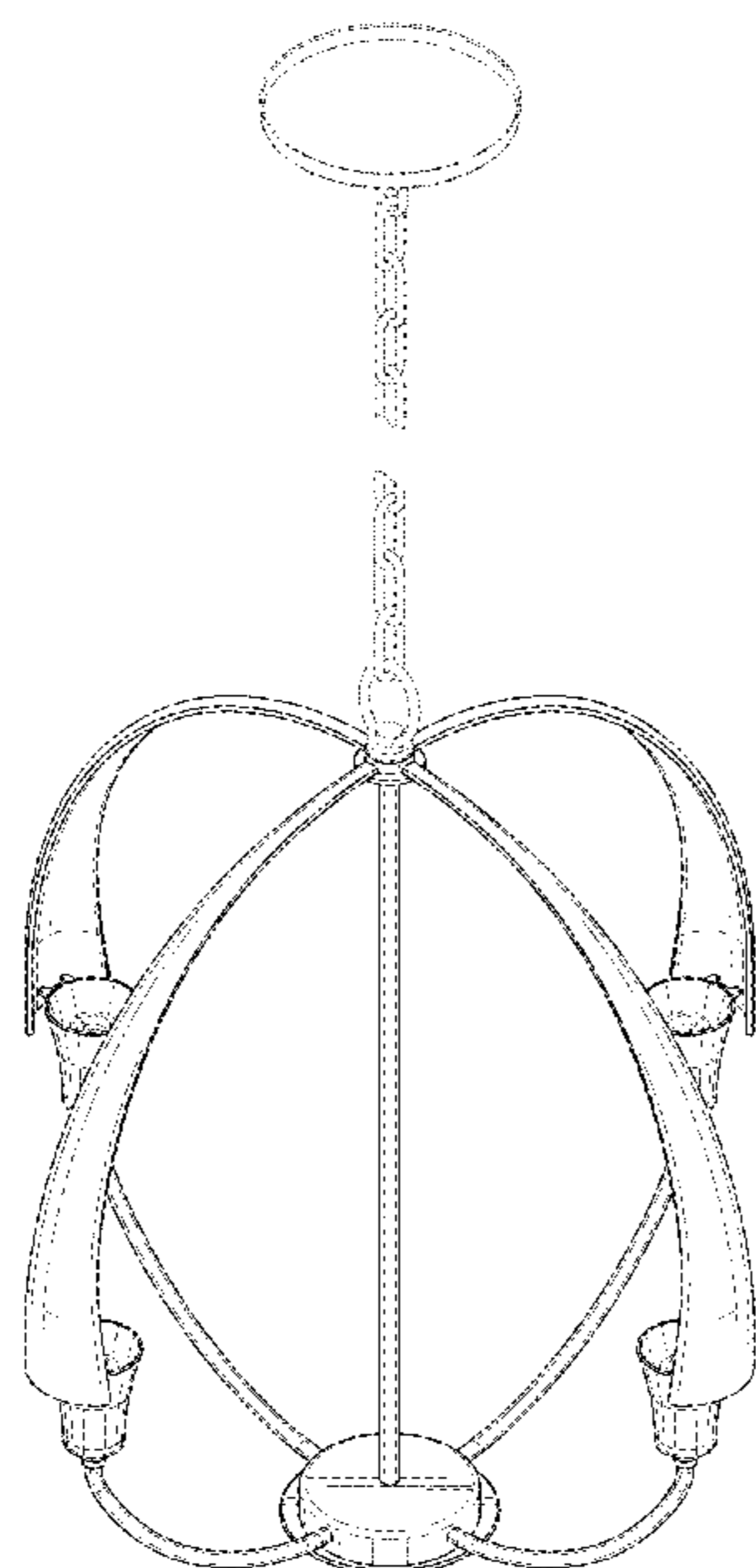
FIG. 3 is a right view of the lamp, the left view being a mirror image thereof;

FIG. 4 is a top view of the lamp thereof; and,

FIG. 5 is a bottom view of the lamp thereof.

The broken lines shown on the drawings depict portions of the lamp that form no part of the claimed design.

1 Claim, 5 Drawing Sheets



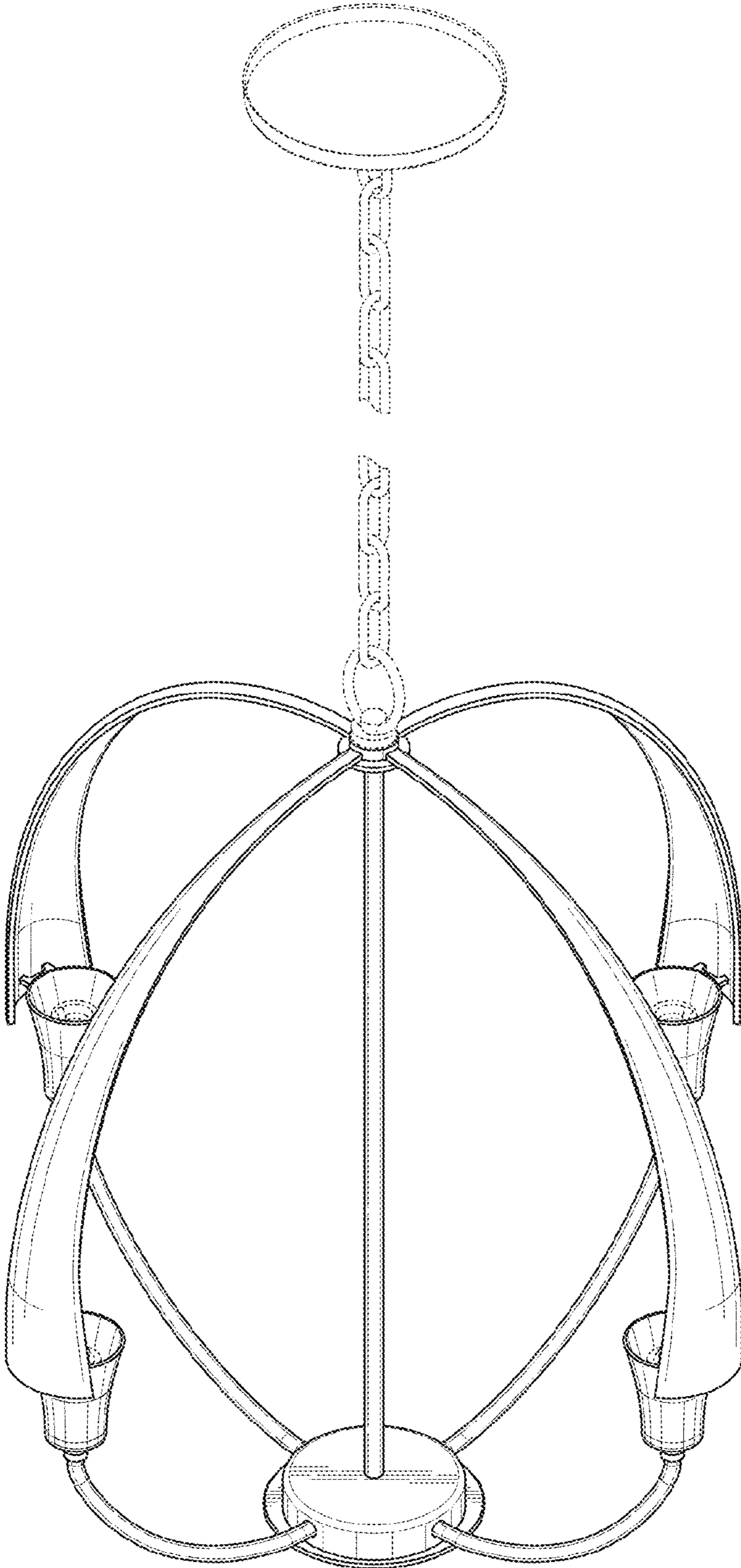


FIG. 1

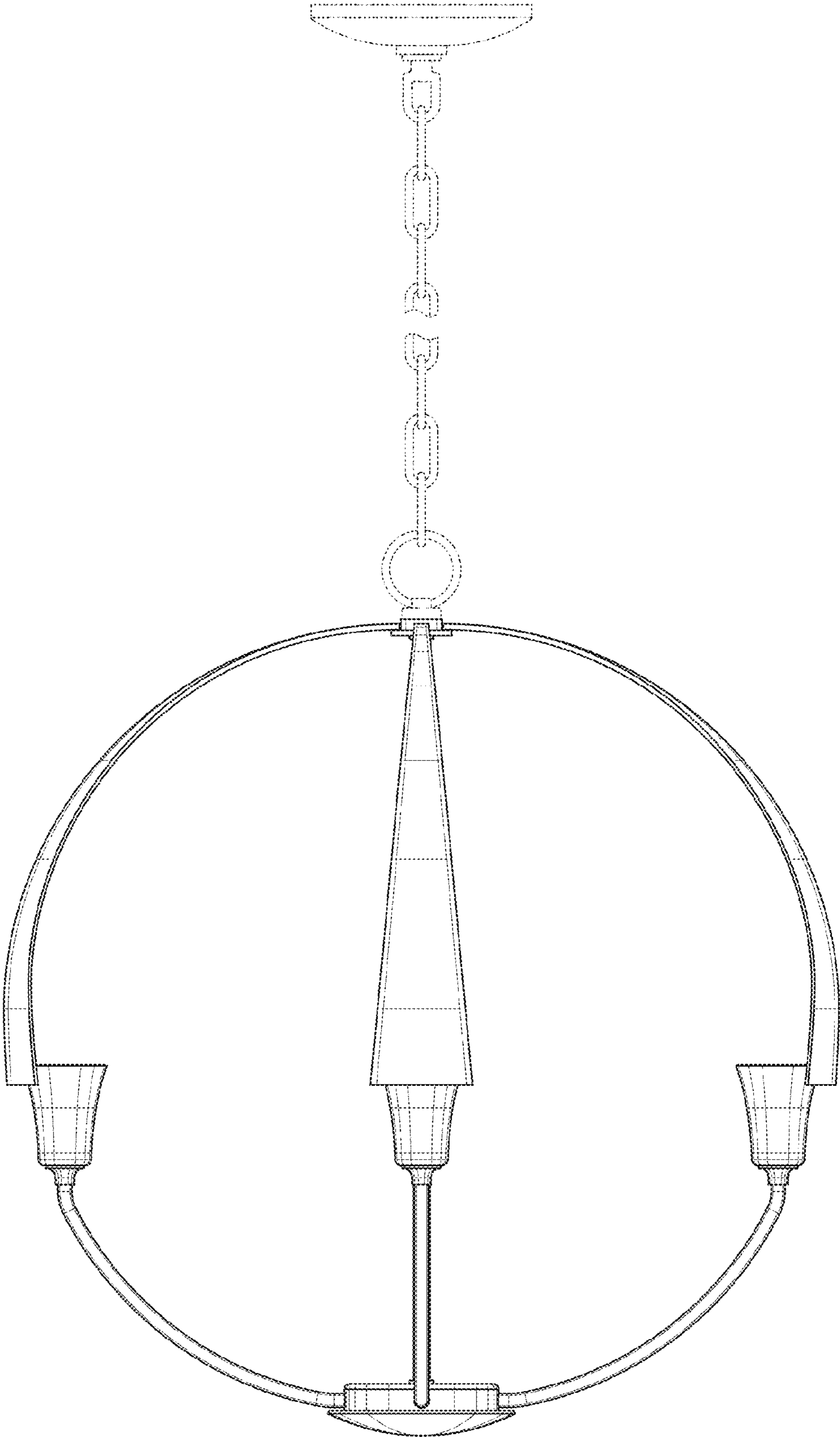


FIG. 2

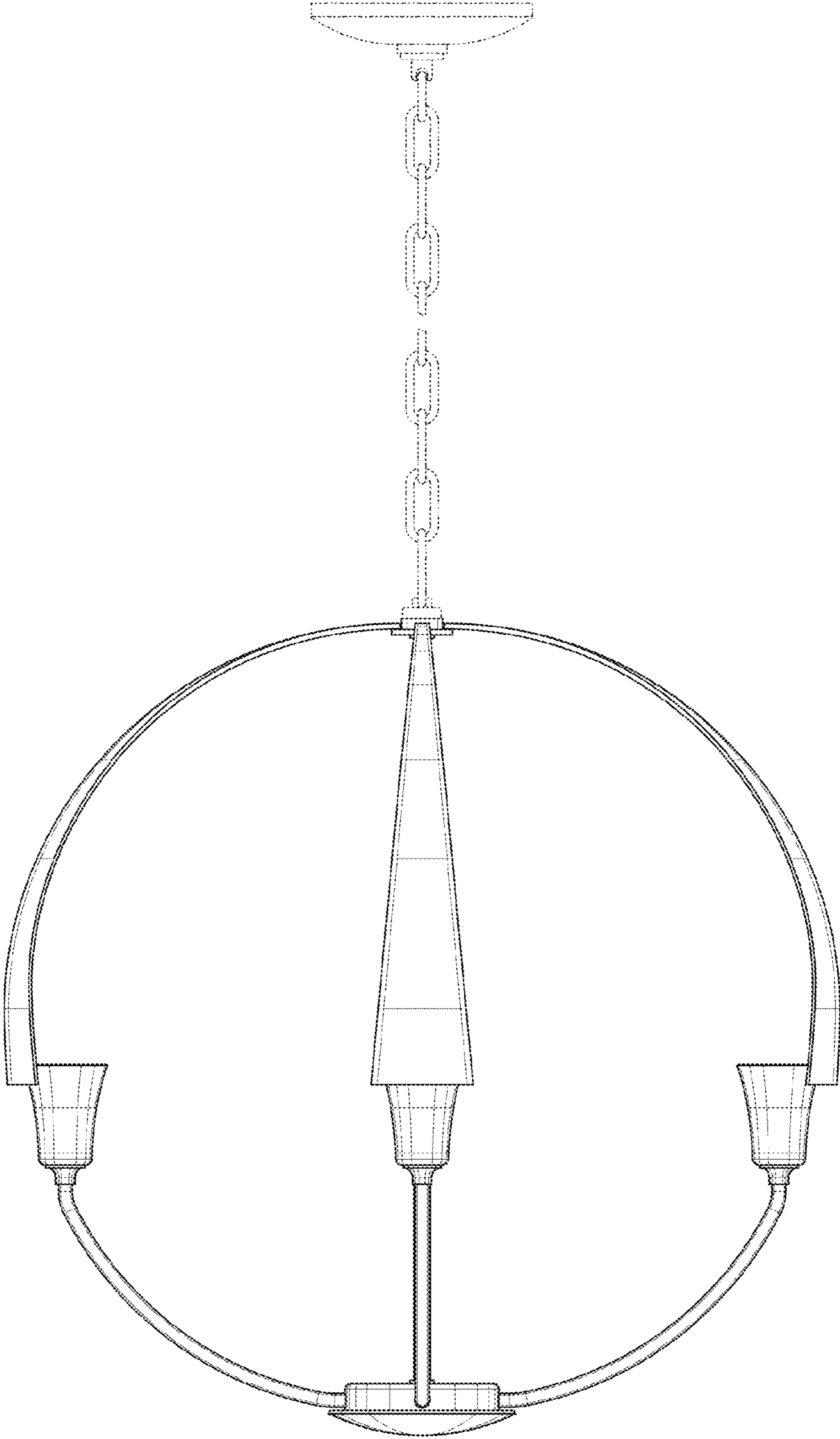


FIG. 3

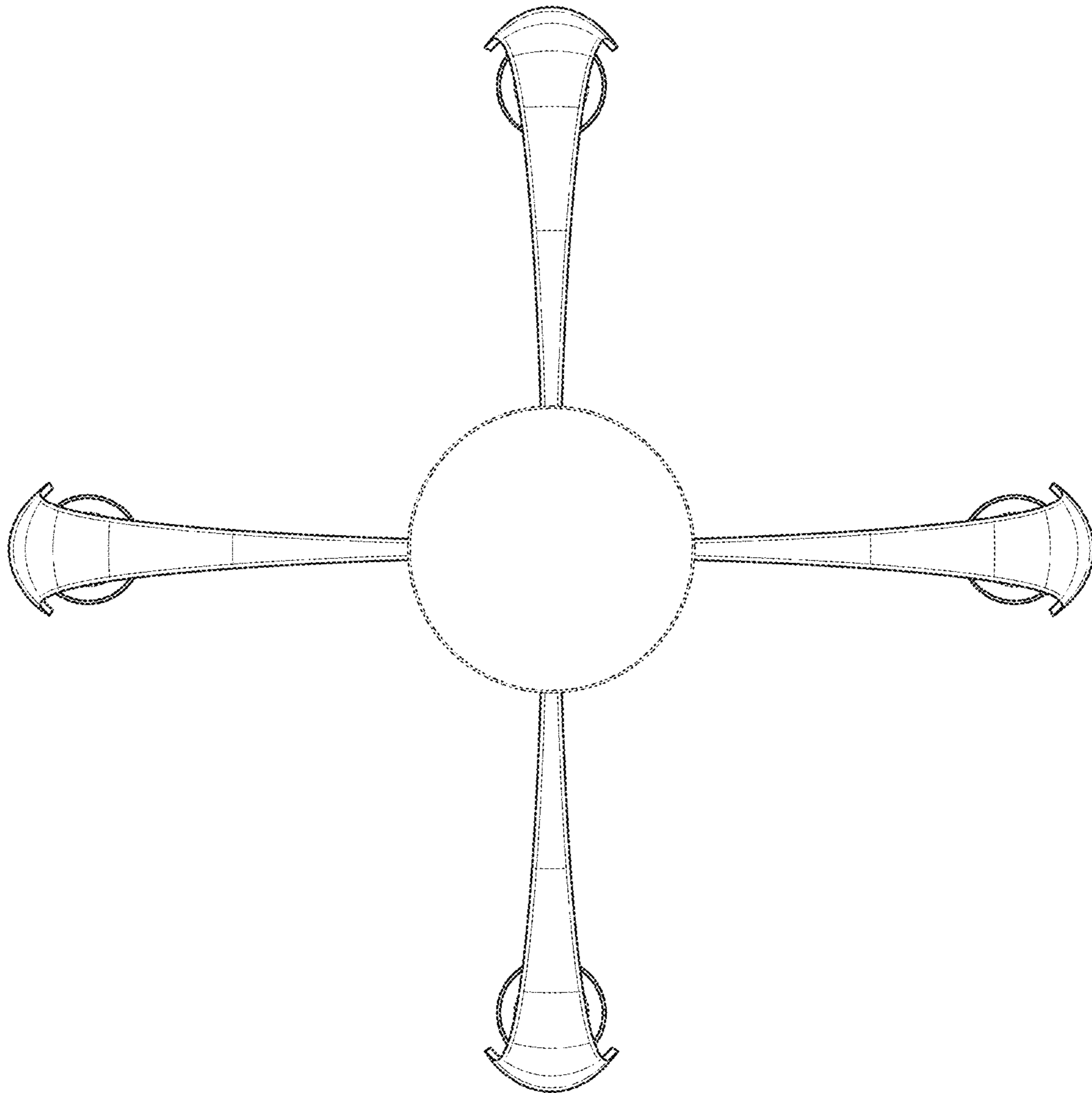


FIG. 4




FIG. 5