



US00D705463S

(12) **United States Design Patent**
Sa et al.

(10) **Patent No.:** **US D705,463 S**
(45) **Date of Patent:** **** May 20, 2014**

(54) **HEADLAMP FOR AN AUTOMOBILE**

(71) Applicant: **Kia Motors Corporation**, Seoul (KR)

(72) Inventors: **Jung Woo Sa**, Hwaseong (KR); **Sung Wook Kim**, Seoul (KR)

(73) Assignee: **Kia Motor Corporation**, Seoul (KR)

(**) Term: **14 Years**

(21) Appl. No.: **29/421,797**

(22) Filed: **Sep. 26, 2012**

(30) **Foreign Application Priority Data**

Jun. 4, 2012 (KR) 30-2012-0027290

(51) **LOC (10) Cl.** **26-06**

(52) **U.S. Cl.**
USPC **D26/28**

(58) **Field of Classification Search**
USPC D26/28-36; 362/459-468, 475-478,
362/485-487

See application file for complete search history.

(56) **References Cited**

U.S. PATENT DOCUMENTS

D538,956 S * 3/2007 Ishii D26/28
D544,614 S * 6/2007 Markefka D26/28
D561,358 S * 2/2008 Tachibana D26/28

D570,007 S * 5/2008 Hsu D26/28
D582,587 S * 12/2008 Yang D26/28
D593,232 S * 5/2009 Koman et al. D26/28
D635,694 S * 4/2011 Yang et al. D26/28

* cited by examiner

Primary Examiner — Marcus Jackson

(74) *Attorney, Agent, or Firm* — Edwards Wildman Palmer LLP

(57) **CLAIM**

The ornamental design for a headlamp for an automobile, as shown and described.

DESCRIPTION

FIG. 1 is a perspective view of a headlamp for an automobile according to the present invention.

FIG. 2 is a front view of the headlamp for an automobile of FIG. 1.

FIG. 3 is a rear view of the headlamp for an automobile of FIG. 1.

FIG. 4 is a left side view of the headlamp for an automobile of FIG. 1.

FIG. 5 is a right side view of the headlamp for an automobile of FIG. 1.

FIG. 6 is a top view of the headlamp for an automobile of FIG. 1; and,

FIG. 7 is a bottom view of the headlamp for an automobile of FIG. 1.

1 Claim, 7 Drawing Sheets




FIG. 1




FIG. 2




FIG. 3




FIG. 4




FIG. 5




FIG. 6




FIG. 7

