



US00D705460S

(12) **United States Design Patent**
Thoelen

(10) **Patent No.:** **US D705,460 S**

(45) **Date of Patent:** **** May 20, 2014**

(54) **CANDLE HOLDER**

3,906,658 A * 9/1975 Gross 446/92
5,152,711 A * 10/1992 Gross 446/139

(71) Applicant: **Martine Thoelen**, Meggen (CH)

* cited by examiner

(72) Inventor: **Martine Thoelen**, Meggen (CH)

Primary Examiner — T. Chase Nelson

(**) Term: **14 Years**

Assistant Examiner — Ania Aman

(21) Appl. No.: **29/454,931**

(74) *Attorney, Agent, or Firm* — Sughrue Mion, PLLC

(22) Filed: **May 15, 2013**

(57) **CLAIM**

(30) **Foreign Application Priority Data**

The ornamental design for a candle holder, as shown and described.

Nov. 23, 2012 (CH) DM/079 934

(51) **LOC (10) Cl.** **26-01**

(52) **U.S. Cl.**

DESCRIPTION

USPC **D26/17**

(58) **Field of Classification Search**

USPC D26/6, 7, 9-23; 431/299, 125, 126,
431/292, 289, 104, 146, 249, 295, 296,
431/288; D11/131, 131.1, 157, 162

See application file for complete search history.


FIG. 1: is a perspective view of the candle holder that is the subject of my invention;
FIG. 2: is a top view thereof;
FIG. 3: is a bottom view thereof;
FIG. 4: is a front side elevation view thereof;
FIG. 5: is a back side elevation view thereof;
FIG. 6: is a right side elevation view thereof;
FIG. 7: is a left side elevation view thereof; and,
FIG. 8: is a perspective view thereof illustrating separated components.

(56) **References Cited**

U.S. PATENT DOCUMENTS

D36,954 S * 6/1904 Perkins D26/19
D135,487 S * 4/1943 Botham D9/455

1 Claim, 8 Drawing Sheets



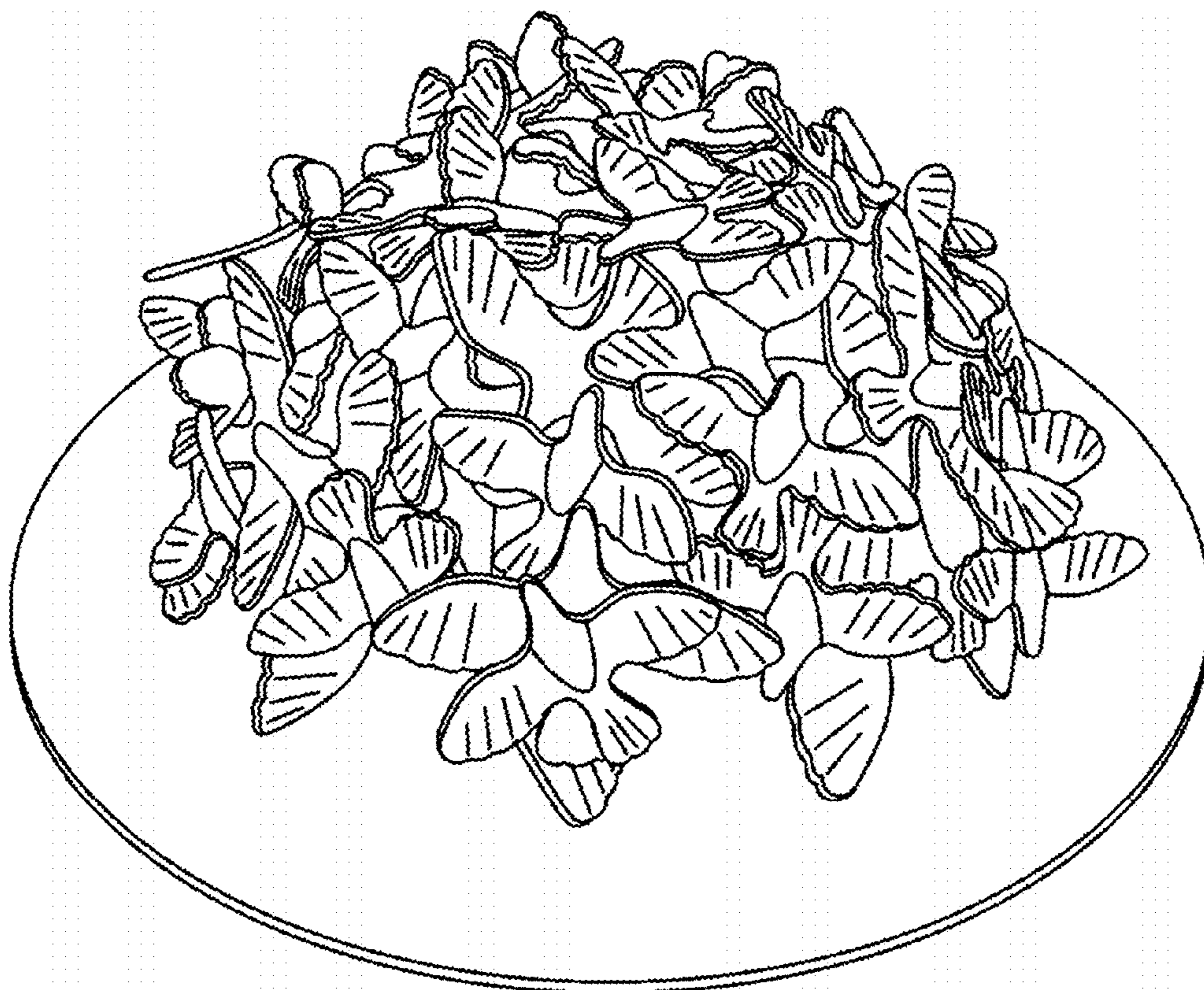


Fig. 1

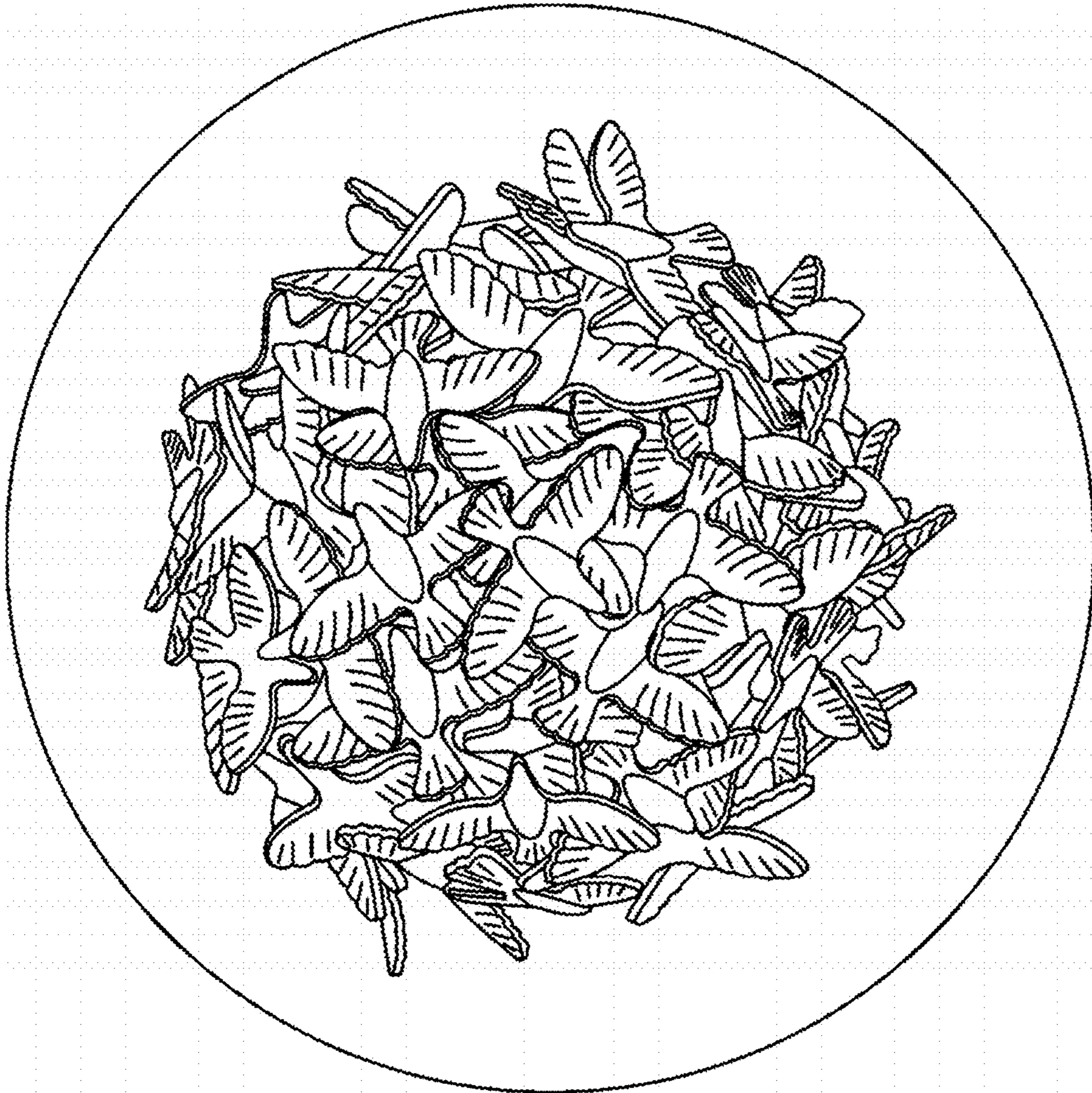


Fig. 2




Fig. 3




Fig. 4




Fig. 5




Fig. 6




Fig. 7

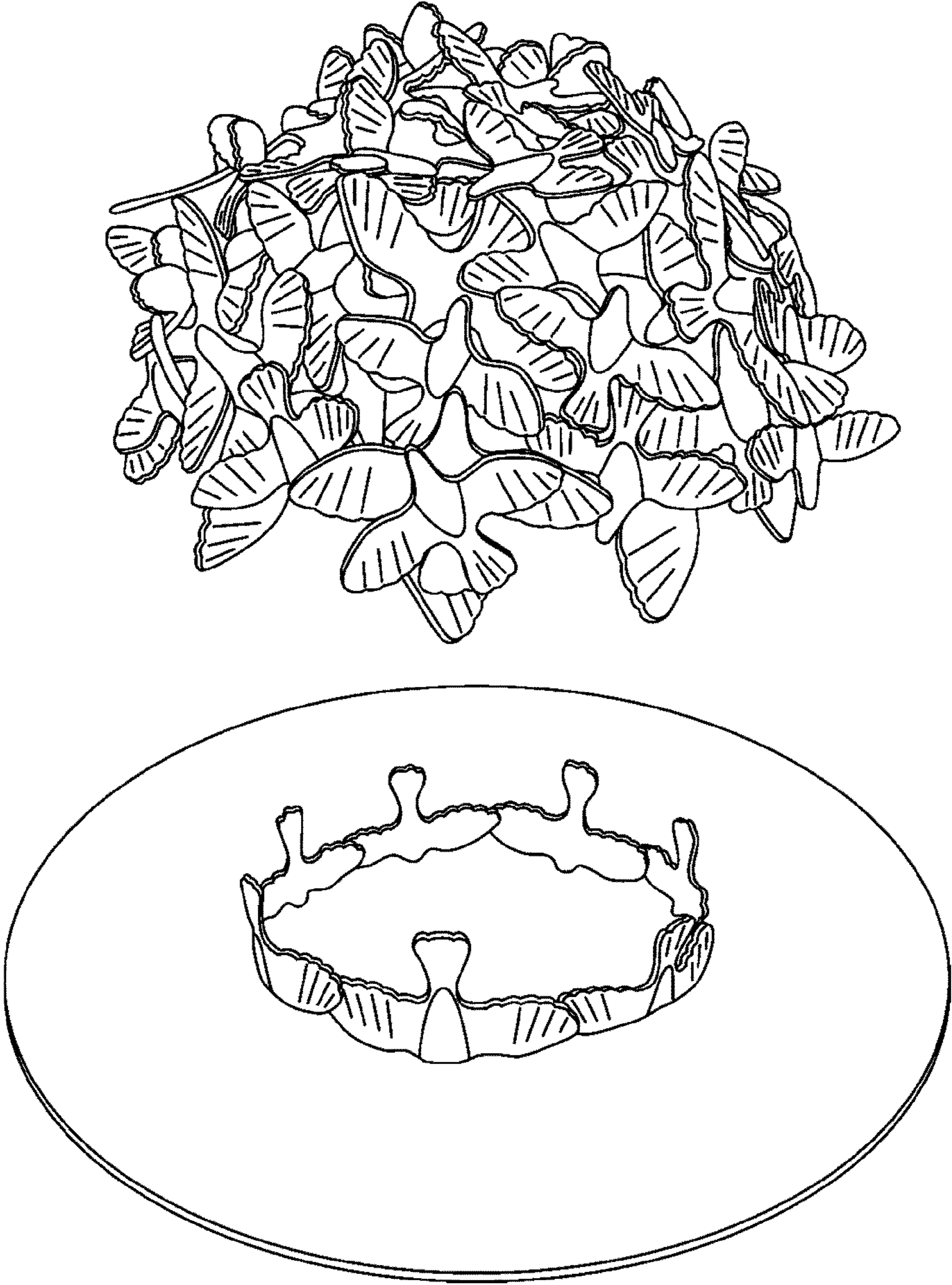


Fig. 8