



US00D705451S

(12) **United States Design Patent**
Hu

(10) **Patent No.:** **US D705,451 S**
(45) **Date of Patent:** **** May 20, 2014**

- (54) **LITE FOR ENTRY SYSTEMS**
- (71) Applicant: **Masonite Corporation**, Tampa, FL (US)
- (72) Inventor: **Garry Hu**, Burnaby (CA)
- (73) Assignee: **Masonite Corporation**, Tampa, FL (US)
- (**) Term: **14 Years**
- (21) Appl. No.: **29/469,182**
- (22) Filed: **Oct. 8, 2013**

D313,855 S	1/1991	Hall
D361,137 S	8/1995	Parkhurst
D380,839 S	7/1997	Lint et al.
D380,840 S	7/1997	Lint et al.
D389,925 S	1/1998	Lint et al.
D415,291 S	10/1999	Woodruff
D493,003 S	7/2004	Alexander
D502,552 S	3/2005	Alexander
D533,949 S	12/2006	Kaspari et al.
D535,759 S	1/2007	Kaspari et al.
D566,293 S	4/2008	Walsh et al.
2002/0162288 A1	11/2002	Kane

Primary Examiner — Anhdao Doan

(74) *Attorney, Agent, or Firm* — Beranato & White, LLC

Related U.S. Application Data

- (60) Continuation of application No. 29/398,073, filed on Jul. 26, 2011, now Pat. No. Des. 691,286, which is a division of application No. 29/357,786, filed on Mar. 17, 2010, now Pat. No. Des. 642,285, which is a division of application No. 29/303,380, filed on Feb. 7, 2008, now Pat. No. Des. 612,518.
- (51) **LOC (10) Cl.** **25-01**
- (52) **U.S. Cl.**
USPC **D25/103**
- (58) **Field of Classification Search**
USPC D25/103–111
See application file for complete search history.

(56) **References Cited**

U.S. PATENT DOCUMENTS

D265,931 S	8/1982	Simpson
D265,933 S	8/1982	Simpson

(57) **CLAIM**

The ornamental design for a lite for entry systems, as shown and described.

DESCRIPTION

FIG. 1 is a front elevation of a first embodiment of a lite for entry systems, the opposite side being a mirror image; FIG. 2 is a front elevation of a second embodiment of a lite for entry systems, the opposite side being a mirror image; FIG. 3 is a front elevation of a third embodiment of a lite for entry systems, the opposite side being a mirror image; and, FIG. 4 is a front elevation of a fourth embodiment of a lite for entry systems, the opposite side being a mirror image. The broken lines which define the bounds of the claimed design form no part of the claimed design.

1 Claim, 4 Drawing Sheets

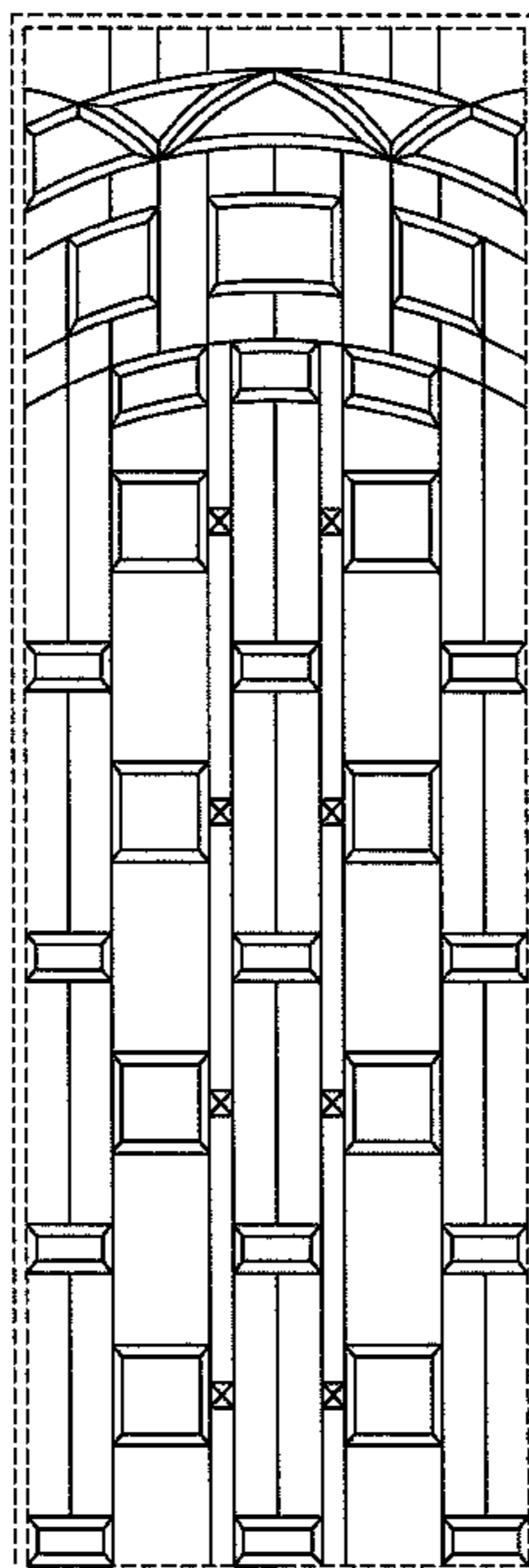


Fig. 1

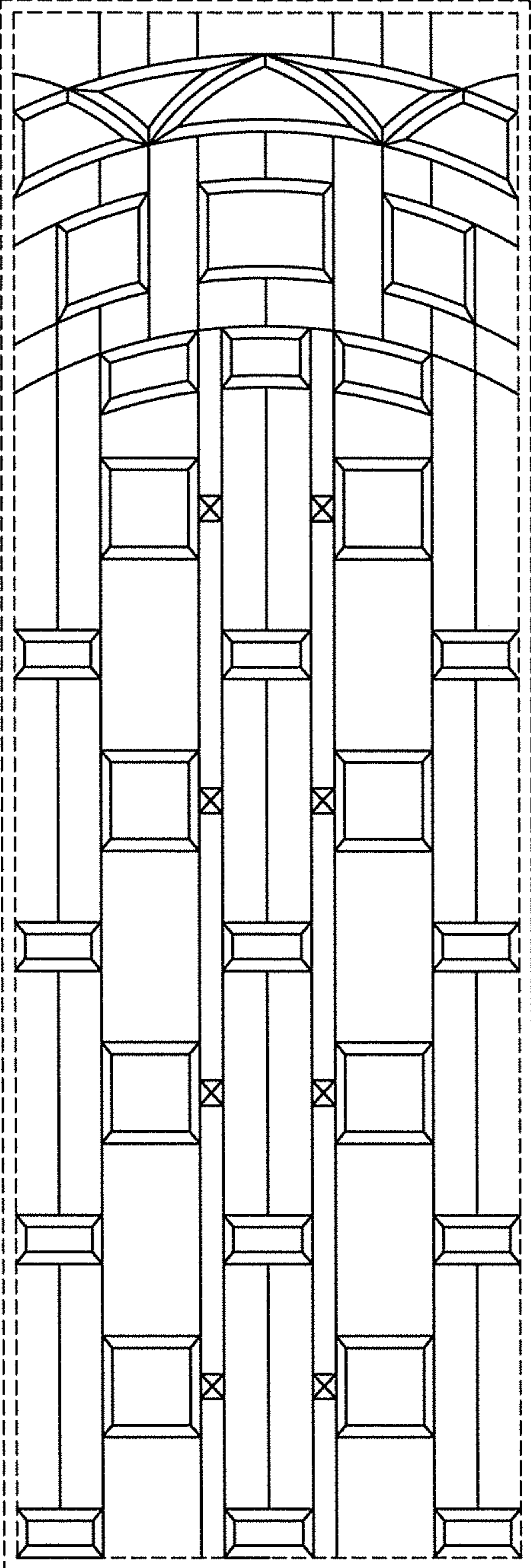


Fig. 2

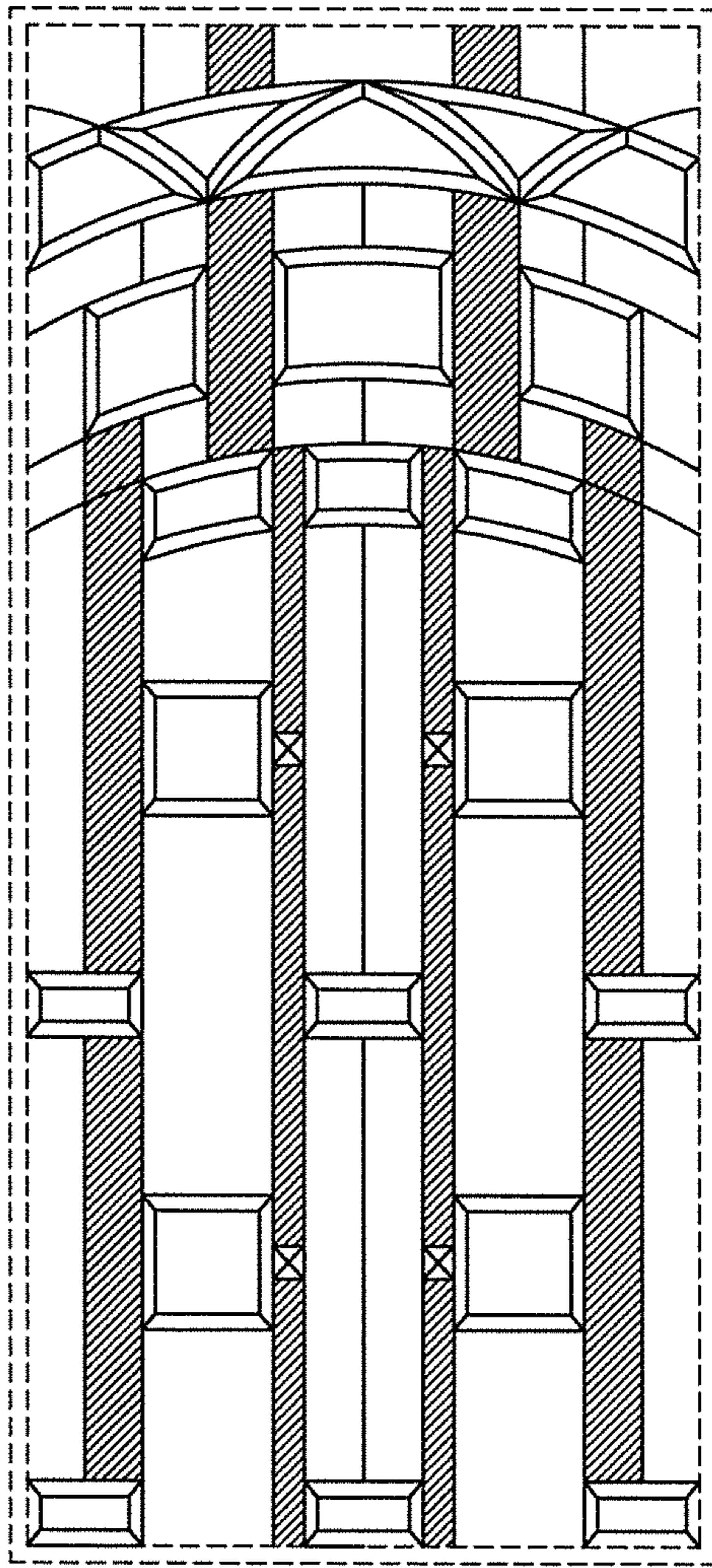


Fig. 3




Fig. 4

