



US00D705439S

(12) **United States Design Patent**
Wainwright et al.

(10) **Patent No.:** **US D705,439 S**

(45) **Date of Patent:** **** May 20, 2014**

(54) **BASE WITH MEMBRANE AND SUPPORT**

(56) **References Cited**

(71) Applicants: **Charles River Laboratories, Inc.**,
Wilmington, MA (US); **ReaMetrix Inc.**,
San Carlos, CA (US)

U.S. PATENT DOCUMENTS

(72) Inventors: **Norman R. Wainwright**, Johns Island,
SC (US); **Bala S. Manian**, Los Altos
Hills, CA (US); **Eric Stimpson**,
Charleston, SC (US); **Brian J. Kolonia**,
Walnutport, PA (US); **Robert K.**
Kolonia, Milford, NJ (US)

D258,761	S	*	3/1981	Graham	D24/226
D315,208	S	*	3/1991	Valencia	D24/224
5,366,893	A	*	11/1994	Stevens et al.	435/297.5
D378,571	S	*	3/1997	Bastow	D9/417
D404,497	S	*	1/1999	Lahm et al.	D24/224
D407,491	S	*	3/1999	Rocha	D24/162
6,358,730	B1	*	3/2002	Kane	435/297.5
7,393,694	B1	*	7/2008	Schlein et al.	436/176
D630,338	S	*	1/2011	Lafond	D24/226
D637,733	S	*	5/2011	Wei	D24/226
8,163,540	B2	*	4/2012	Acosta	435/297.5
2004/0146965	A1	*	7/2004	Brayton	435/34
2006/0240549	A1	*	10/2006	Minton	435/305.4

(73) Assignees: **Charles River Laboratories**,
Wilmington, MA (US); **ReaMetrix, Inc.**,
San Carlos, CA (US)

* cited by examiner

(**) Term: **14 Years**

Primary Examiner — Anhdao Doan

(21) Appl. No.: **29/449,073**

(74) *Attorney, Agent, or Firm* — Goodwin Procter LLP

(22) Filed: **Mar. 14, 2013**

(51) **LOC (10) Cl.** **24-01**

(52) **U.S. Cl.**
USPC **D24/216**

(58) **Field of Classification Search**
USPC D24/216, 223, 224, 225, 226, 227, 229,
D24/230, 231, 232, 162; D10/81; D9/756,
D9/759, 760, 503, 504, 435, 436, 444, 445,
D9/454; D7/550.1, 553.1, 553.2, 553.5,
D7/553.6, 553.8, 554.2, 554.3, 538, 542;
435/288.1–288.4, 304.1–304.3, 305.1,
435/305.2, 307, 294.1; 422/547, 549,
422/550–559

(57) **CLAIM**

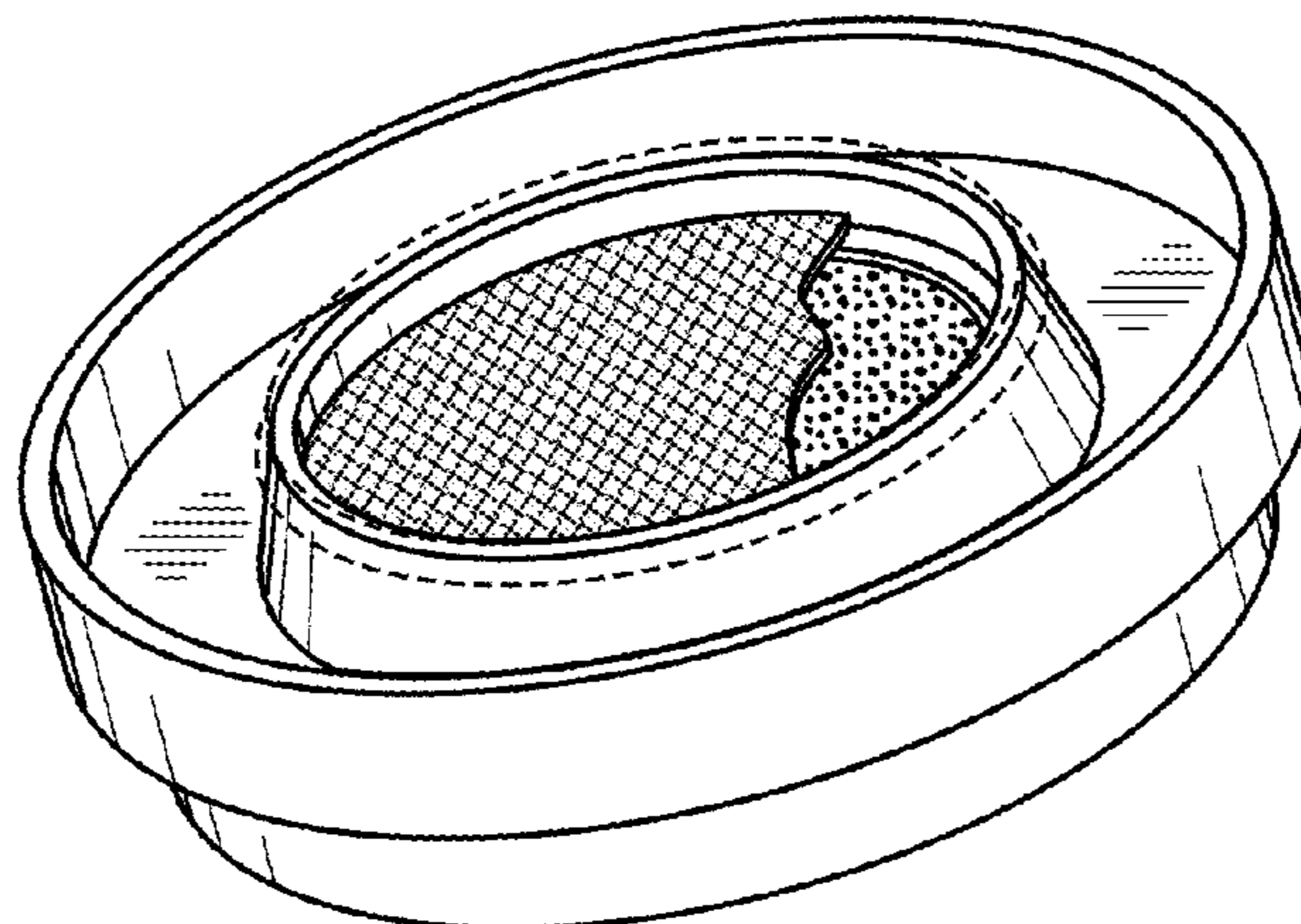
The ornamental design for a base with membrane and support, as shown and described.

DESCRIPTION

FIG. 1 is a perspective view of a base with a partial membrane, a support, and a lid in broken line;
FIG. 2 is a top view of the base with the membrane and the support;
FIG. 3 is a bottom view of the base with the membrane and the support; and,
FIG. 4 is a side view of the base.
The broken lines in FIG. 1 illustrate an environmental structure. The broken lines in FIG. 3 illustrate unclaimed portions of the base with membrane and support. None of the broken lines form a part of the claimed design. The membrane in FIG. 1 is shown with a portion removed to more clearly illustrate the relationship with the underlying support. The differently shaded areas depict different materials.

See application file for complete search history.

1 Claim, 2 Drawing Sheets



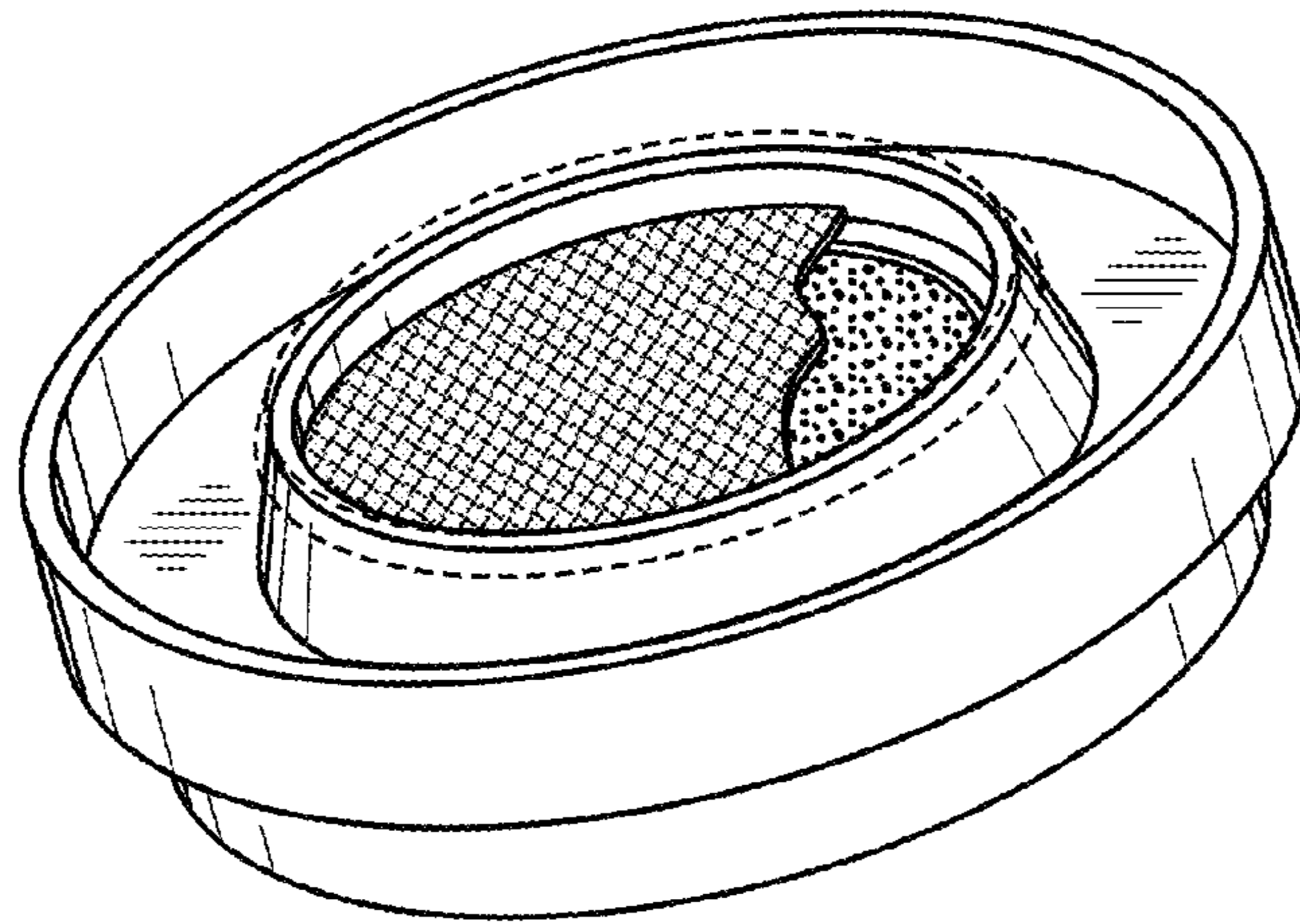


FIG. 1

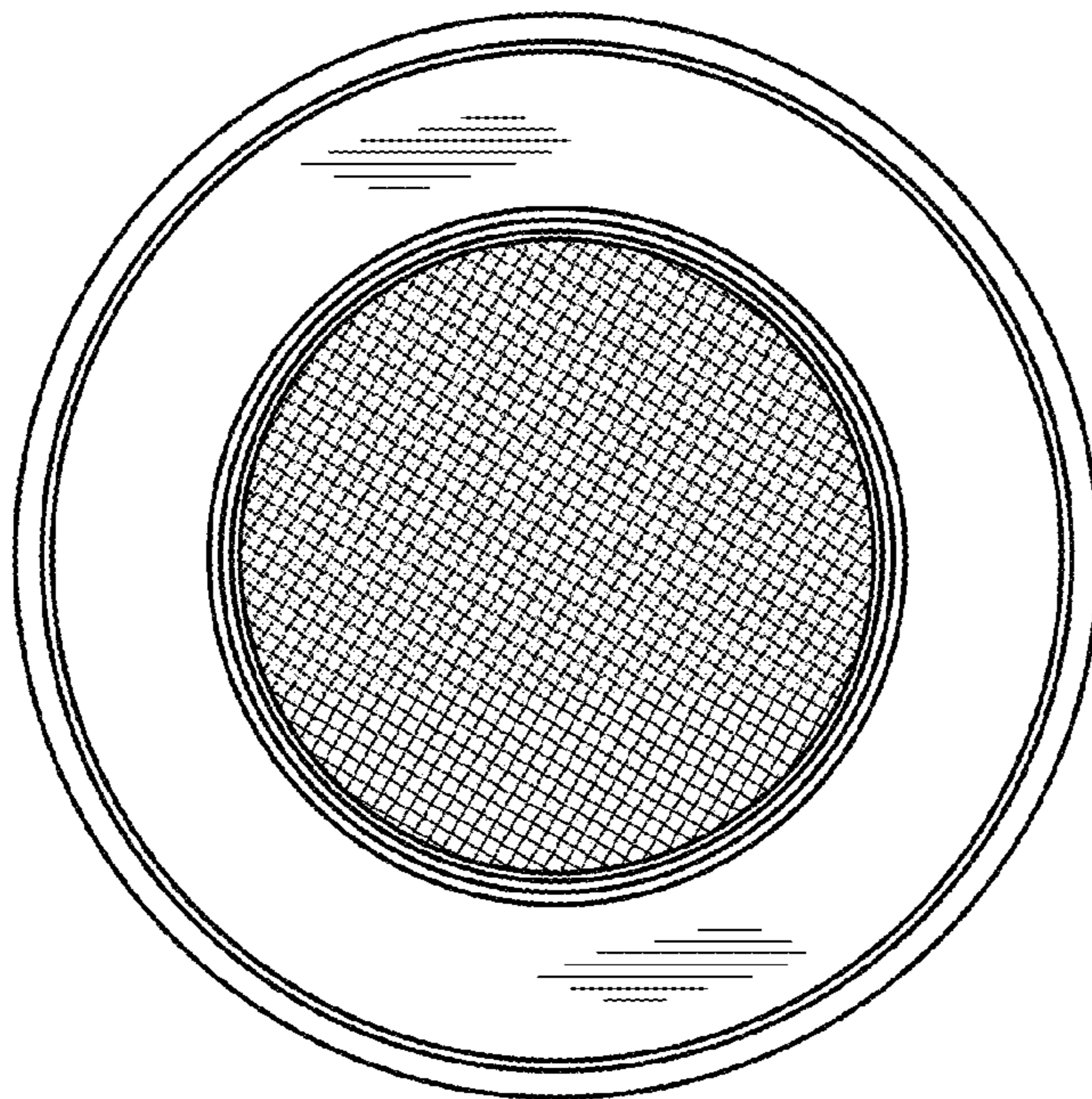


FIG. 2




FIG. 3




FIG. 4