



US00D705426S

(12) **United States Design Patent**
Fiorina et al.

(10) **Patent No.:** **US D705,426 S**
(45) **Date of Patent:** **** May 20, 2014**

(54) **TOOL BASE FOR DENTAL ENDODONTIC TIPS**

(75) Inventors: **Mark Arthur Fiorina**, Elm Grove, WI (US); **Mark Andrew Fiorina**, Brookfield, WI (US)

(73) Assignee: **Intelligent Dental Innovations, Inc.**, North Olmsted, OH (US)

(**) Term: **14 Years**

(21) Appl. No.: **29/428,709**

(22) Filed: **Aug. 2, 2012**

Related U.S. Application Data

(63) Continuation-in-part of application No. 13/291,532, filed on Nov. 8, 2011.

(51) **LOC (10) Cl.** **24-02**

(52) **U.S. Cl.**
USPC **D24/152**

(58) **Field of Classification Search**
USPC D24/152, 119, 127, 112, 129, 133, 146, D24/156, 147, 176, 199, 114; D8/338, 341, D8/343, 346, 352, 382, 402, 397, 300, 301, D8/307-308, 310, 313, 318, 321, DIG. 1, D8/DIG. 2; D6/550, 581; D9/434, 435, D9/544, 439, 454, 545, 551, 500, 503-505, D9/529; D7/538, 543, 317, 321, 629, 405; 433/86, 89-90, 118-119, 125, 433/165-166, 174, 215, 224; 215/200, 224, 215/277, 296, 312, 316, 333, 371

See application file for complete search history.

(56) **References Cited**

U.S. PATENT DOCUMENTS

D124,035	S	*	12/1940	Janssen	D9/545
4,525,144	A	*	6/1985	Fritz	433/118
4,684,346	A	*	8/1987	Martin	433/166
4,934,935	A	*	6/1990	Edwards	433/174
D364,349	S	*	11/1995	Yagi	D9/545
5,639,237	A	*	6/1997	Fontenot	433/174
D390,118	S	*	2/1998	Hanna	D9/545
5,839,898	A	*	11/1998	Fernandes	433/173
D417,154	S	*	11/1999	Weinert et al.	D9/543
7,140,878	B2	*	11/2006	Hickok	433/86
D588,270	S	*	3/2009	Hickok	D24/152
D588,697	S	*	3/2009	Hickok	D24/152
7,604,479	B2	*	10/2009	Buchanan	433/119
D644,932	S	*	9/2011	Canturi	D9/454
2003/0096213	A1	*	5/2003	Hickok et al.	433/119
2008/0248444	A1	*	10/2008	Bahcall et al.	433/119

* cited by examiner

Primary Examiner — Wan Laymon

(74) *Attorney, Agent, or Firm* — Boyle Fredrickson, S.C.

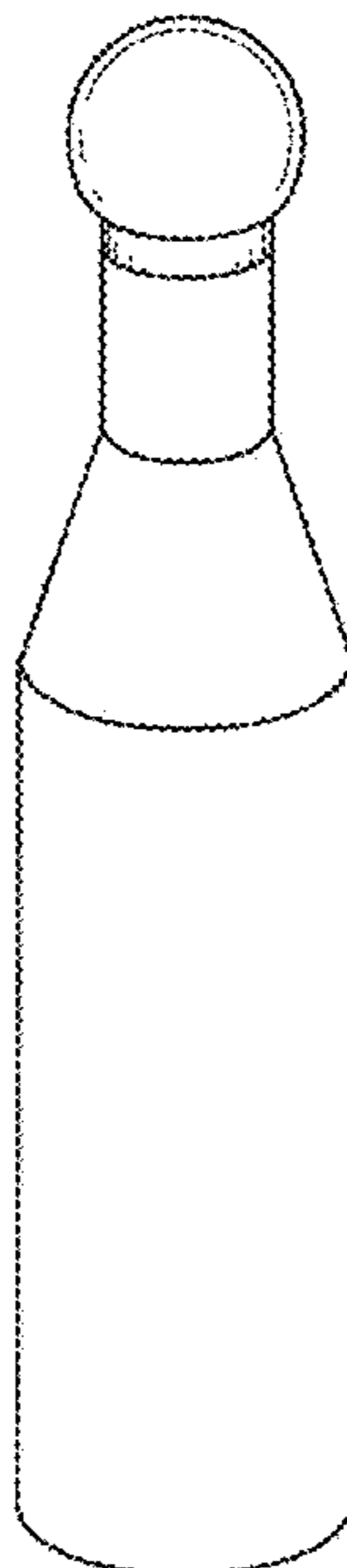
(57) **CLAIM**

The ornamental design for a tool base for dental endodontic tips, as shown and described.

DESCRIPTION

FIG. 1 is a perspective view of a tool base for dental endodontic tips incorporating my new design; FIG. 2 is a front elevation view thereof; FIG. 3 is a top plan view thereof; and, FIG. 4 is a bottom plan view thereof. The dashed lines in FIGS. 1-4 are for illustrative purposes only and form no part of the claimed invention.

1 Claim, 1 Drawing Sheet



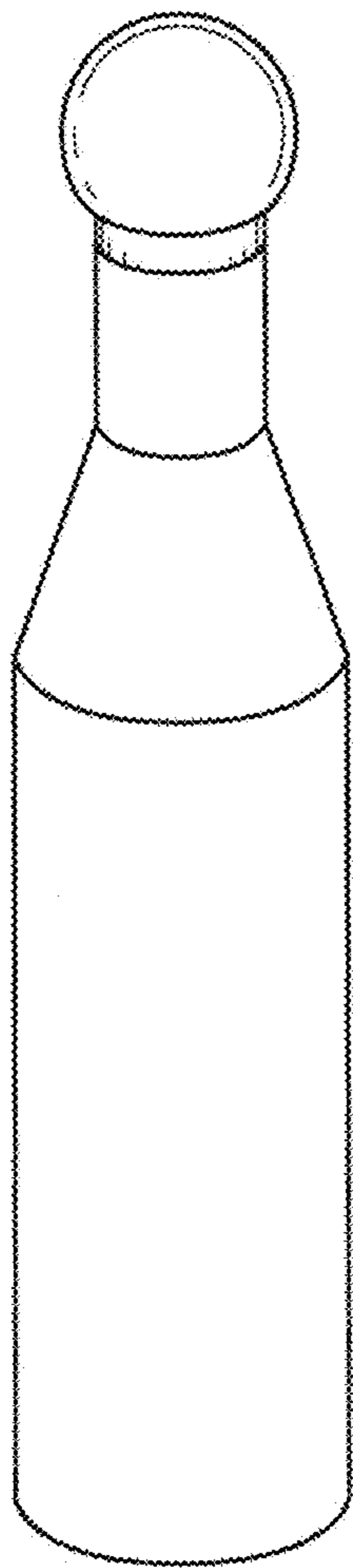


FIG. 1




FIG. 2

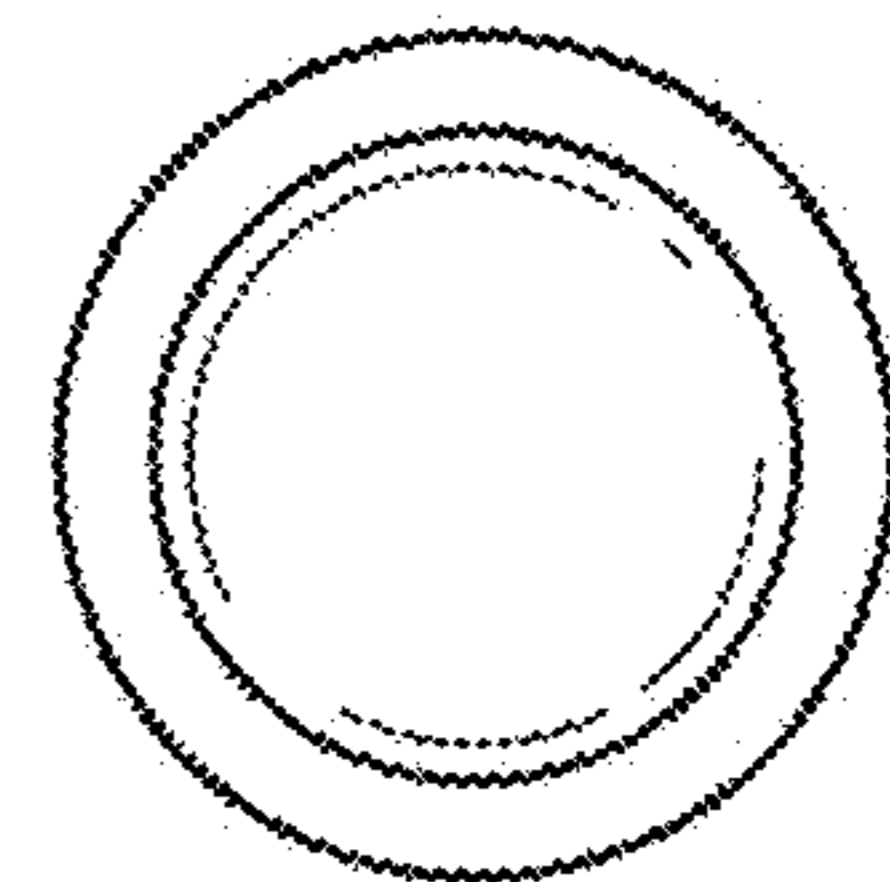


FIG. 3

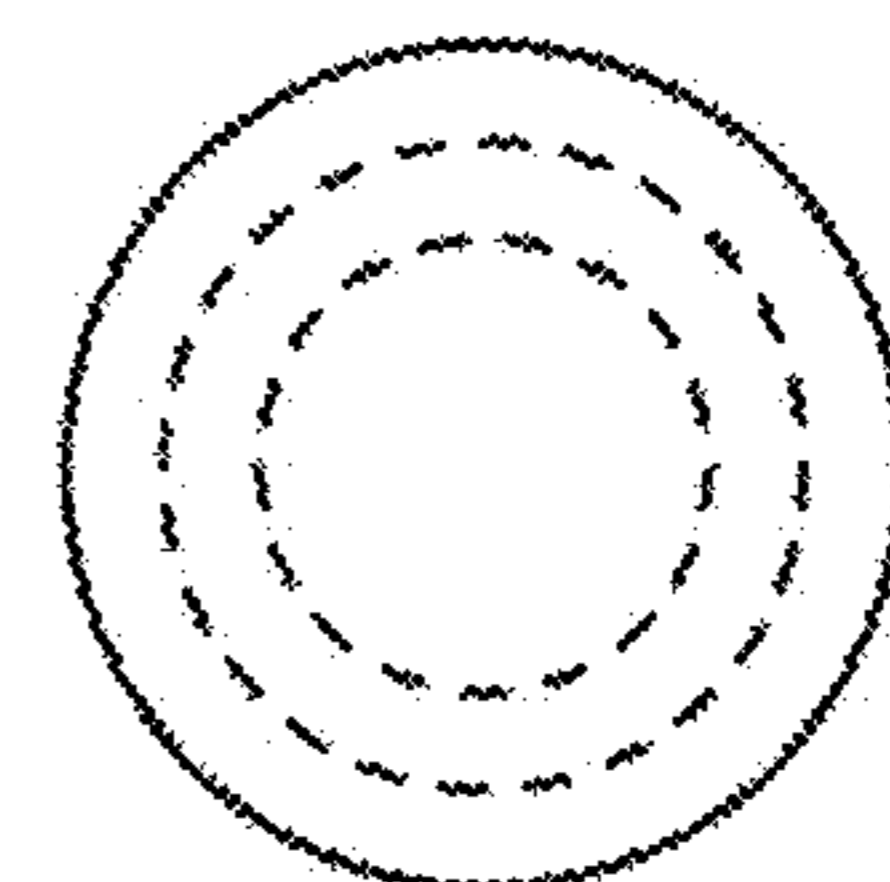


FIG. 4