



US00D705411S

(12) **United States Design Patent**
Enstrom et al.

(10) **Patent No.:** **US D705,411 S**
(45) **Date of Patent:** **** May 20, 2014**

(54) **AIR FILTER**

(75) Inventors: **Christopher K. Enstrom**, Eagan, MN (US); **Dennis M. Glass**, Cottage Grove, MN (US); **Jonathan M. Lise**, Woodbury, MN (US); **Stephen M. Sanocki**, Hudson, WI (US)

(73) Assignee: **3M Innovative Properties Company**, St. Paul, MN (US)

(**) Term: **14 Years**

(21) Appl. No.: **29/424,105**

(22) Filed: **Jun. 7, 2012**

(51) **LOC (10) Cl.** **23-04**

(52) **U.S. Cl.**

USPC **D23/365**

(58) **Field of Classification Search**

USPC D23/365, 209, 363, 358, 386, 354, 341, D23/364, 303; 55/385.3, 502, 497, 506, 55/505, 521, 495, 422, 493, DIG. 30; 210/435, 130, 136, 248, 339, 448, 452, 210/497.1; D32/31; D15/5; 4/213

See application file for complete search history.

(56) **References Cited**

U.S. PATENT DOCUMENTS

3,023,839	A	3/1962	Best
3,830,045	A	8/1974	Copenhefer
4,002,034	A *	1/1977	Muhring et al. 210/170.01
4,086,071	A	4/1978	Champlin
4,105,423	A	8/1978	Latakas
4,372,763	A	2/1983	Champlin
4,420,315	A	12/1983	Kershaw
4,464,187	A	8/1984	Kershaw

4,636,233	A	1/1987	Lizmore
5,342,423	A *	8/1994	Taft 55/485
5,525,145	A *	6/1996	Hodge 55/495
5,704,953	A *	1/1998	Stemmer 55/497
5,800,588	A	9/1998	Miller
5,810,898	A	9/1998	Miller
D402,356	S *	12/1998	Hodge D23/365
6,033,454	A	3/2000	Hoeffken
6,209,724	B1	4/2001	Miller
D449,098	S *	10/2001	Reede D23/365
D449,100	S *	10/2001	Sundet et al. D23/365
6,464,745	B2 *	10/2002	Rivera et al. 55/497
7,118,610	B2	10/2006	Lipner
D548,826	S *	8/2007	Katta D23/364
7,517,378	B2 *	4/2009	Knapp 55/495
D618,779	S *	6/2010	Jenkins D23/365
8,197,571	B2 *	6/2012	Porter 55/497
8,353,975	B2 *	1/2013	Bruck et al. 55/385.3
2009/0301044	A1	12/2009	Miller

* cited by examiner

Primary Examiner — David Muller

(74) *Attorney, Agent, or Firm* — Irina Hass

(57) **CLAIM**

The ornamental design for an air filter, as shown and described.

DESCRIPTION

FIG. 1 is a perspective view showing the new design for an air filter;

FIG. 2 is a top view thereof;

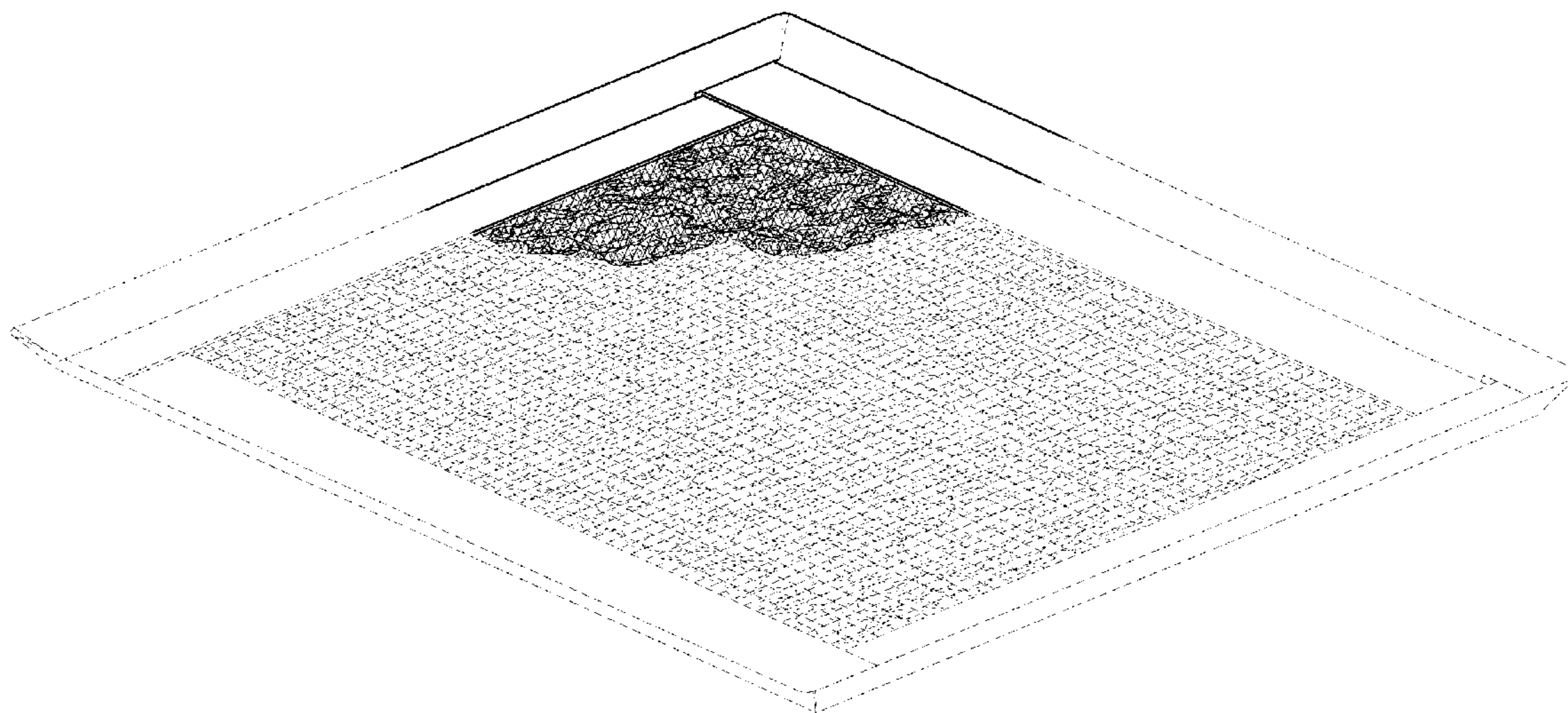
FIG. 3 is a bottom view thereof;

FIG. 4 is a front view thereof; and,

FIG. 5 is a side view thereof.

The features shown in broken lines depict environmental structure only and form no part of the claimed design.

1 Claim, 4 Drawing Sheets



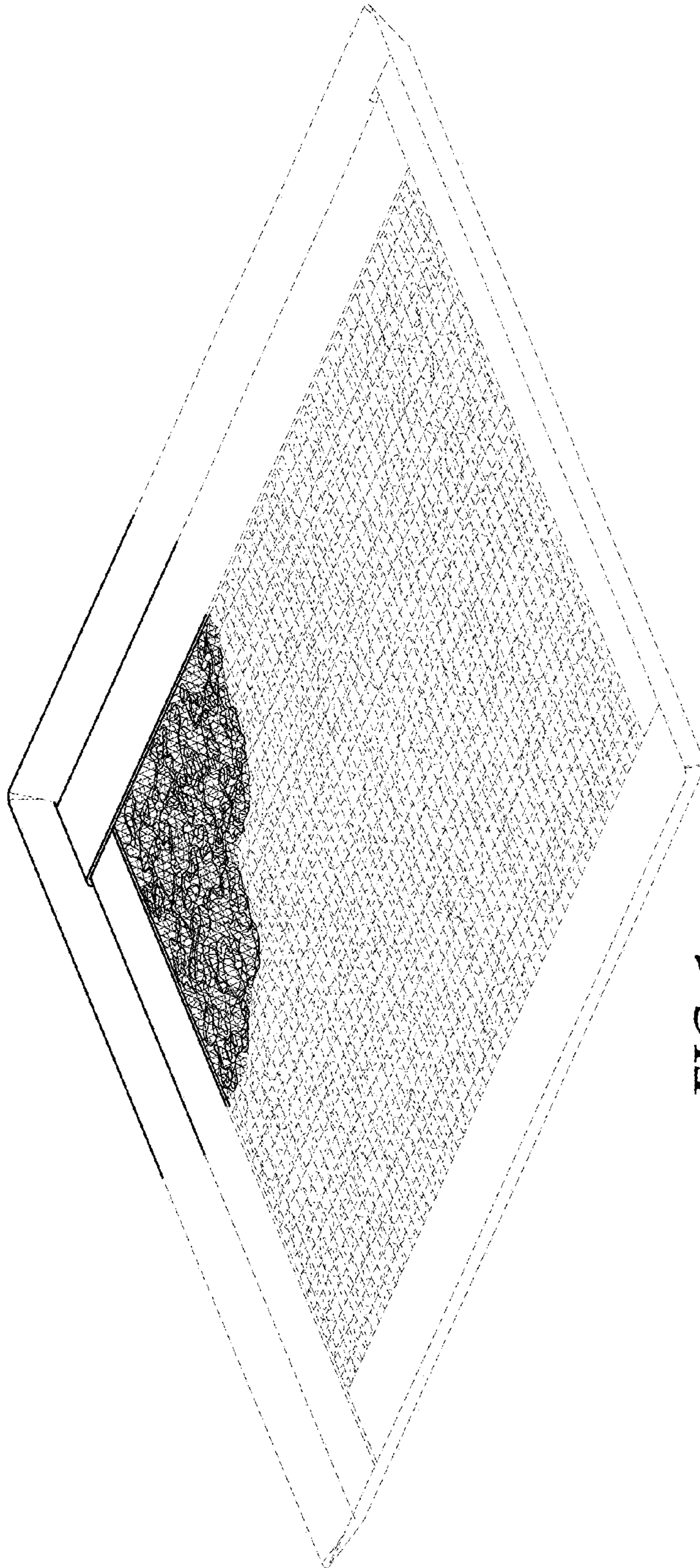


FIG. 1




FIG. 2




FIG. 3




FIG. 4



FIG. 5