



US00D705401S

(12) **United States Design Patent**
Schoenherr et al.

(10) **Patent No.:** **US D705,401 S**

(45) **Date of Patent:** **** May 20, 2014**

(54) **SHOWER CONTROL**

FOREIGN PATENT DOCUMENTS

(71) Applicants: **Tom Schoenherr**, Stuttgart (DE); **Marco Flaig**, Stuttgart (DE)

EM	000349766-0001	5/2005
EM	000349766-0002	5/2005
EM	000349766-0003	5/2005
EM	000349766-0004	5/2005
EM	000652490-0001	1/2007

(72) Inventors: **Tom Schoenherr**, Stuttgart (DE); **Marco Flaig**, Stuttgart (DE)

OTHER PUBLICATIONS

(73) Assignee: **Hansgrohe SE**, Schiltach (DE)

Brochure—Dornbracht Balance Modules—5 pgs., Aloys F. Dornbracht GmbH & Co. KG Armaturenfabrik, Iserlohn, Germany, at least as early as Mar. 15, 2005.

(**) Term: **14 Years**

(21) Appl. No.: **29/433,475**

* cited by examiner

(22) Filed: **Oct. 1, 2012**

Primary Examiner — Robert Delehanty

(30) **Foreign Application Priority Data**

(74) *Attorney, Agent, or Firm* — Lora J. Graentzdoerffer

Apr. 4, 2012 (EM) 001321129-0002

(51) **LOC (10) Cl.** **23-01**

(57) **CLAIM**

(52) **U.S. Cl.**

The ornamental design for a shower control, as shown and described.

USPC **D23/254**

(58) **Field of Classification Search**

DESCRIPTION

USPC D23/238–243, 249–250, 252, 254;
4/675–678; 137/359, 801;
D8/350–353; 16/402

FIG. 1 is a perspective view of a shower control showing our design;
FIG. 2 is a front elevational view thereof;
FIG. 3 is a left side elevational view thereof;
FIG. 4 is a right side elevational view thereof;
FIG. 5 is a top plan view thereof; and,
FIG. 6 is a bottom plan view thereof.

See application file for complete search history.

The broken-line disclosure in the views represents portions of the article in which the claimed design is embodied, but which form no part of the claimed design.

(56) **References Cited**

U.S. PATENT DOCUMENTS

D233,234 S	*	10/1974	Arbon	D23/228
D371,433 S	*	7/1996	Lobermeier	D23/304
D610,237 S	*	2/2010	Schoenherr et al.	D23/245
D627,861 S	*	11/2010	Sandee et al.	D23/254
D628,678 S	*	12/2010	Allard et al.	D23/250

1 Claim, 6 Drawing Sheets

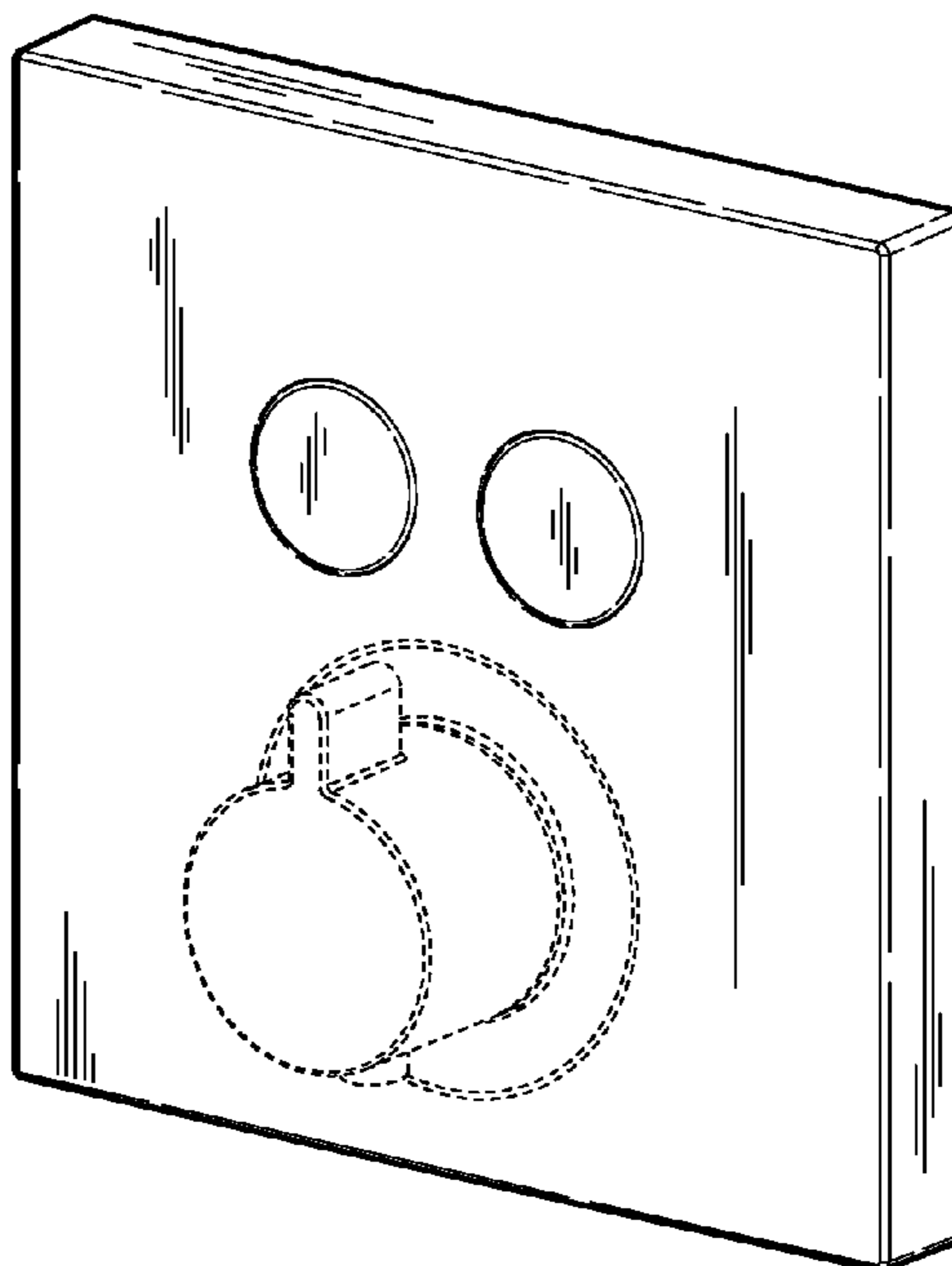


FIG. 1

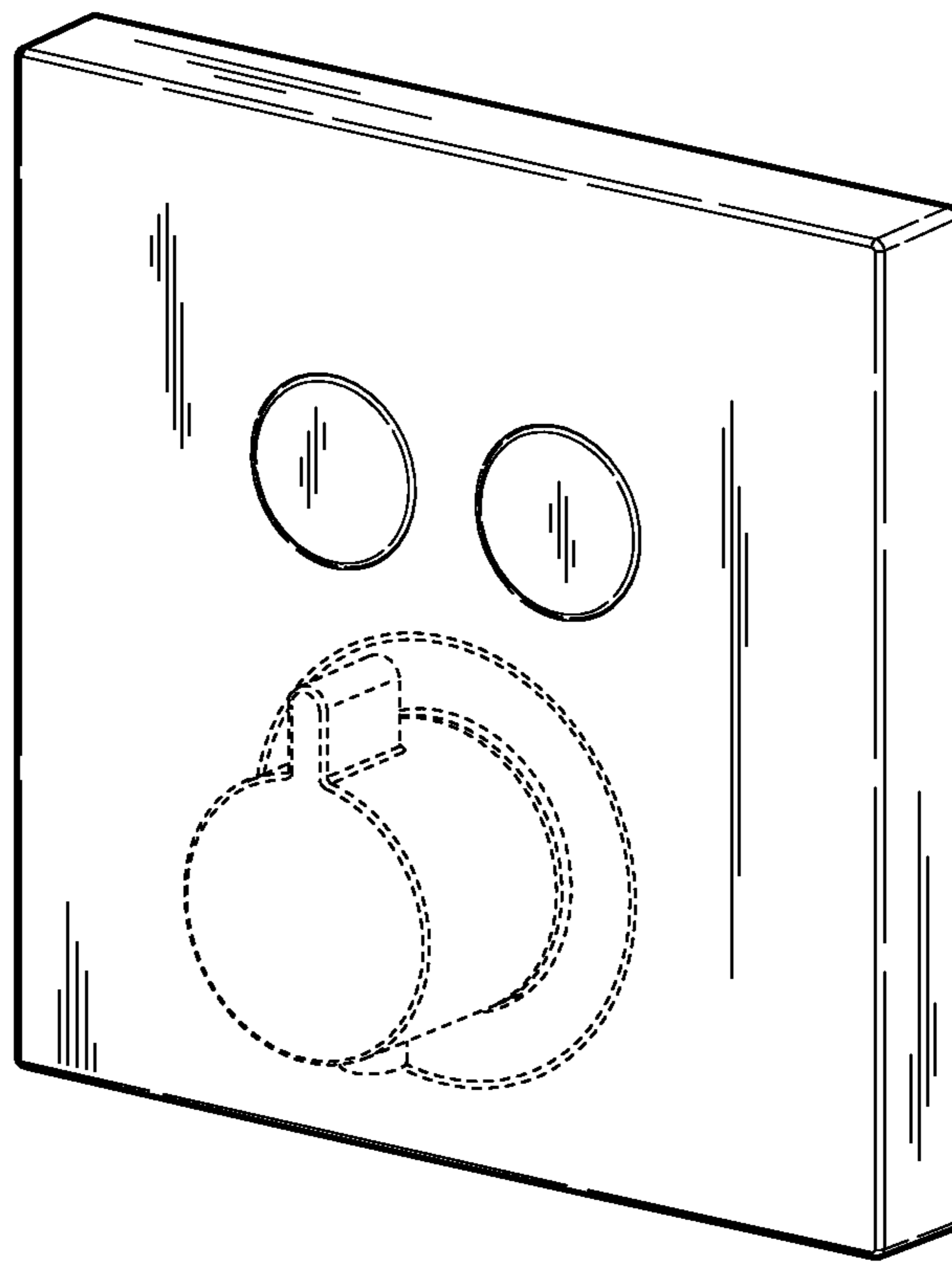


FIG. 2

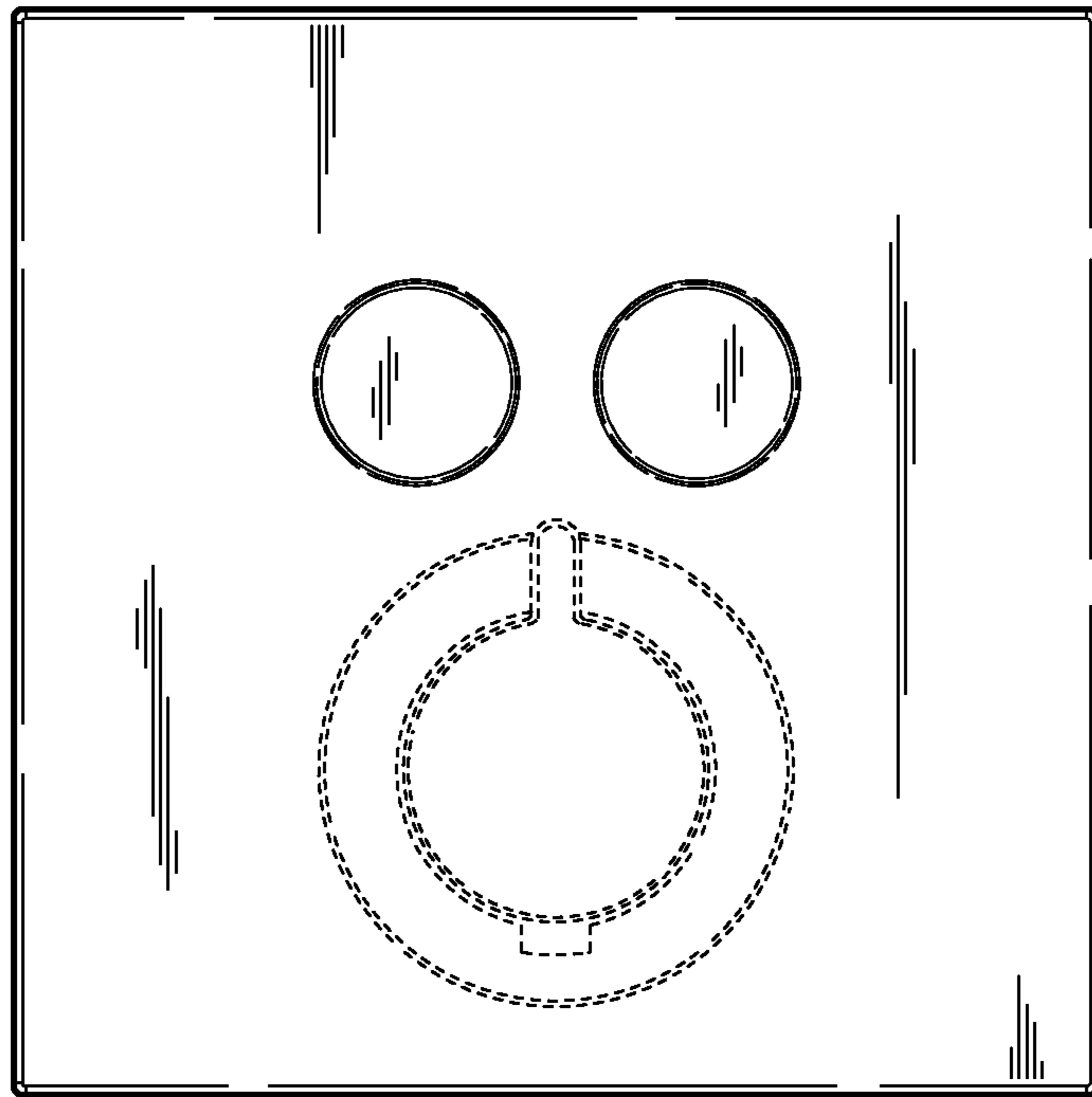


FIG. 3

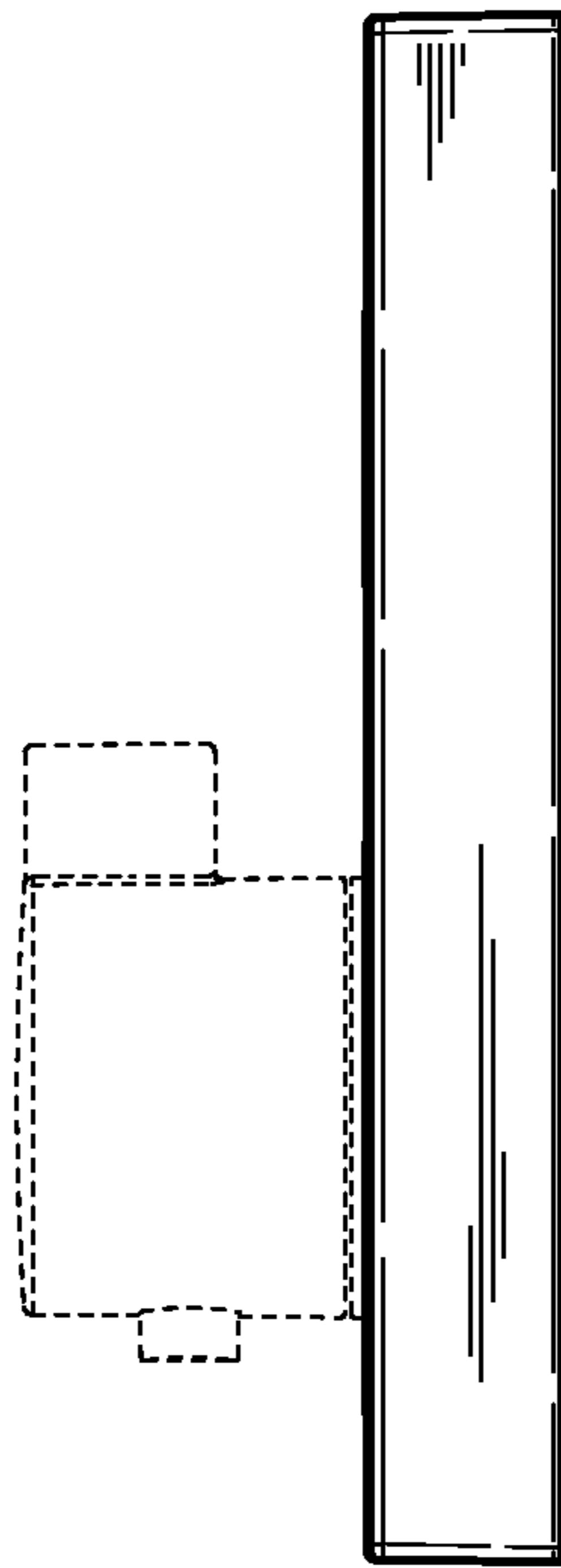


FIG. 4

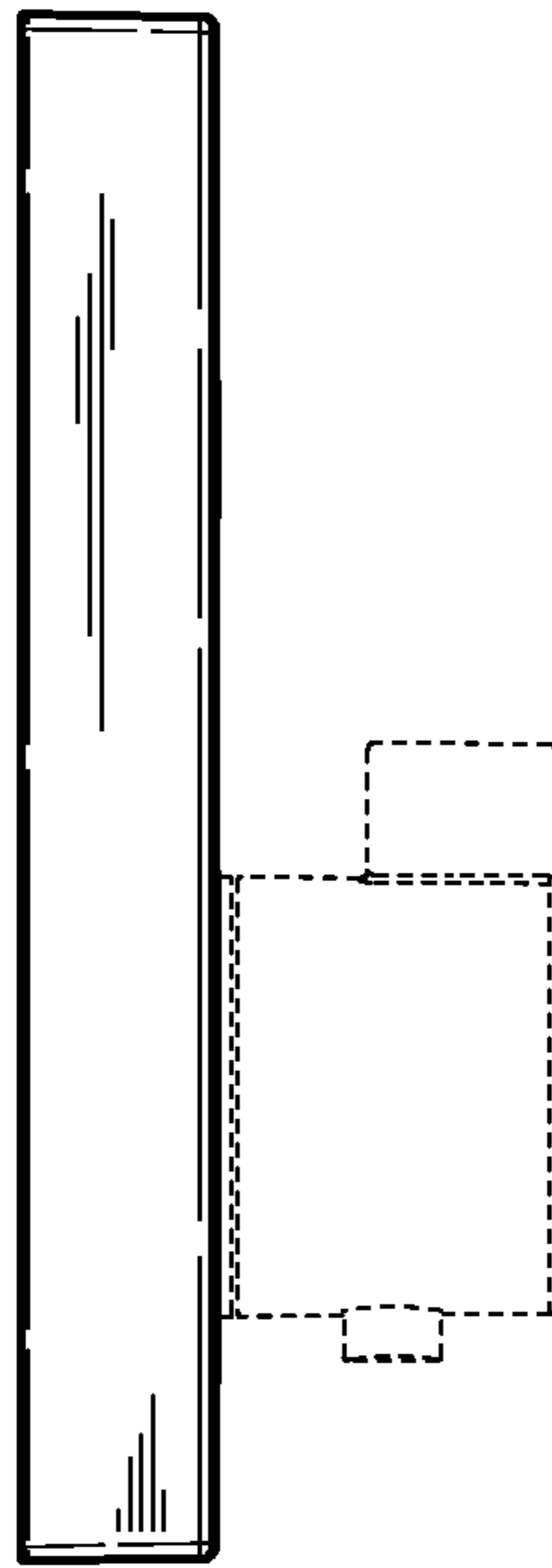


FIG. 5

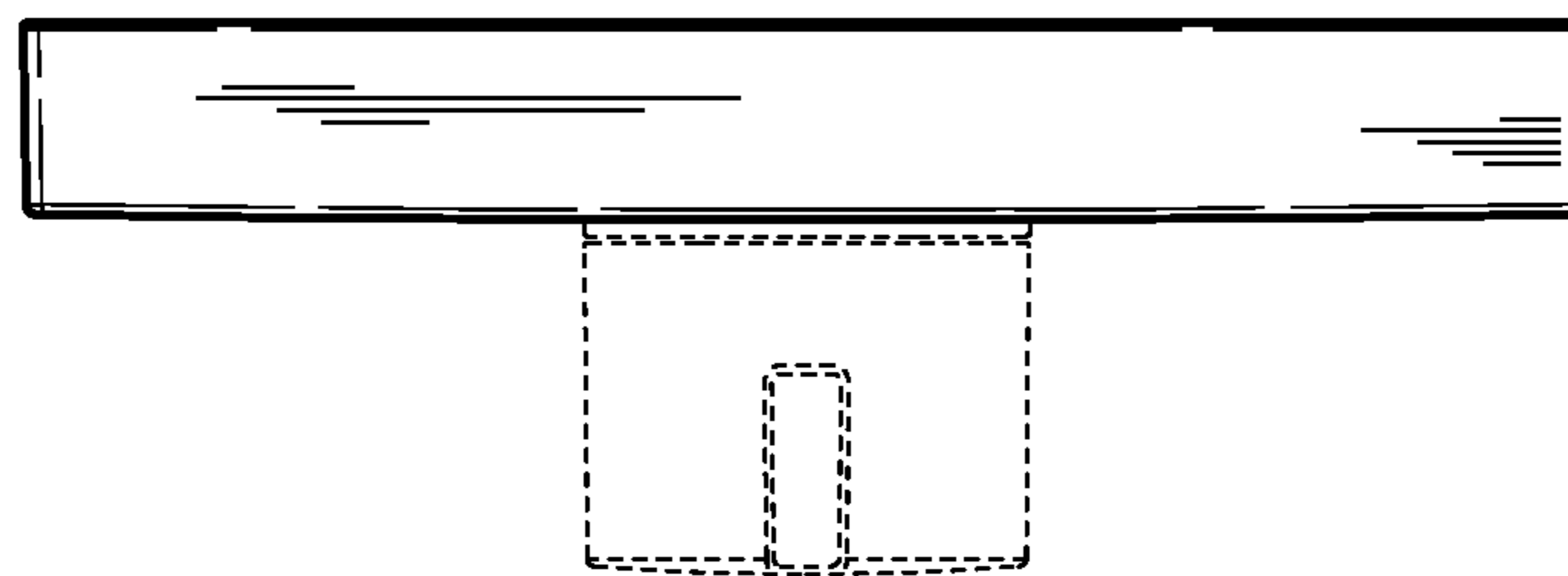


FIG. 6

