



US00D705377S

(12) **United States Design Patent**
Brassard

(10) **Patent No.:** **US D705,377 S**

(45) **Date of Patent:** **** May 20, 2014**

(54) **SPHERICAL RIDE ELEMENT HAVING TWO INPUTS AND TWO OUTPUTS**

(71) Applicant: **Whitewater West Industries Ltd.,**
Richmond (CA)

(72) Inventor: **Daniel Brassard,** Vancouver, CA (US)

(73) Assignee: **Whitewater West Industries, Ltd.** (CA)

(**) Term: **14 Years**

(21) Appl. No.: **29/450,109**

(22) Filed: **Mar. 15, 2013**

(51) **LOC (10) Cl.** **21-03**

(52) **U.S. Cl.**
USPC **D21/821**

(58) **Field of Classification Search**
CPC A63G 21/18; A63G 21/10; A63G 21/02
USPC D21/811, 814, 818–822, 828;
472/116–117

See application file for complete search history.

(56) **References Cited**

U.S. PATENT DOCUMENTS

D250,784 S *	1/1979	Dieter et al.	D21/821
D269,104 S *	5/1983	Brown	D21/819
D269,105 S *	5/1983	Brown	D21/819
D269,106 S *	5/1983	Brown	D21/819
D269,107 S *	5/1983	Brown	D21/819
D344,317 S *	2/1994	Petersheim	D21/821
6,354,955 B1 *	3/2002	Stuart et al.	472/117
6,485,372 B2 *	11/2002	Stuart et al.	472/117
6,857,964 B2 *	2/2005	Hunter	472/116
D521,098 S *	5/2006	Hunter	D21/819
7,056,220 B2 *	6/2006	Hunter	472/117
D548,810 S *	8/2007	Hunter	D21/821
D567,322 S *	4/2008	Hunter	D21/821

D573,222 S *	7/2008	Huerta et al.	D21/821
D583,895 S *	12/2008	Hlynka	D21/821
7,713,134 B2 *	5/2010	Hunter	472/117
7,775,850 B2 *	8/2010	Todokoro	446/217
7,780,537 B2 *	8/2010	Hlynka	472/117
D629,861 S *	12/2010	Cuttell et al.	D21/821
7,887,426 B2 *	2/2011	Hlynka	472/117
D637,253 S *	5/2011	Hunter	D21/819
D641,823 S *	7/2011	Hunter	D21/819
D650,463 S *	12/2011	Degirmenci	D21/819
8,192,291 B2 *	6/2012	Brassard et al.	472/117
8,197,353 B2 *	6/2012	Brassard	472/117

(Continued)

Primary Examiner — Mitchell Siegel

(74) *Attorney, Agent, or Firm* — Greenberg Traurig

(57) **CLAIM**

The ornamental design for a spherical ride element having two inputs and two outputs, as shown and described.

DESCRIPTION

FIG. 1 is a perspective view of the spherical ride element having two inputs and two outputs in accordance with the present invention;

FIG. 2 is a left side view of the spherical ride element having two inputs and two outputs of FIG. 1;

FIG. 3 is a right side view of the spherical ride element having two inputs and two outputs of FIG. 1;

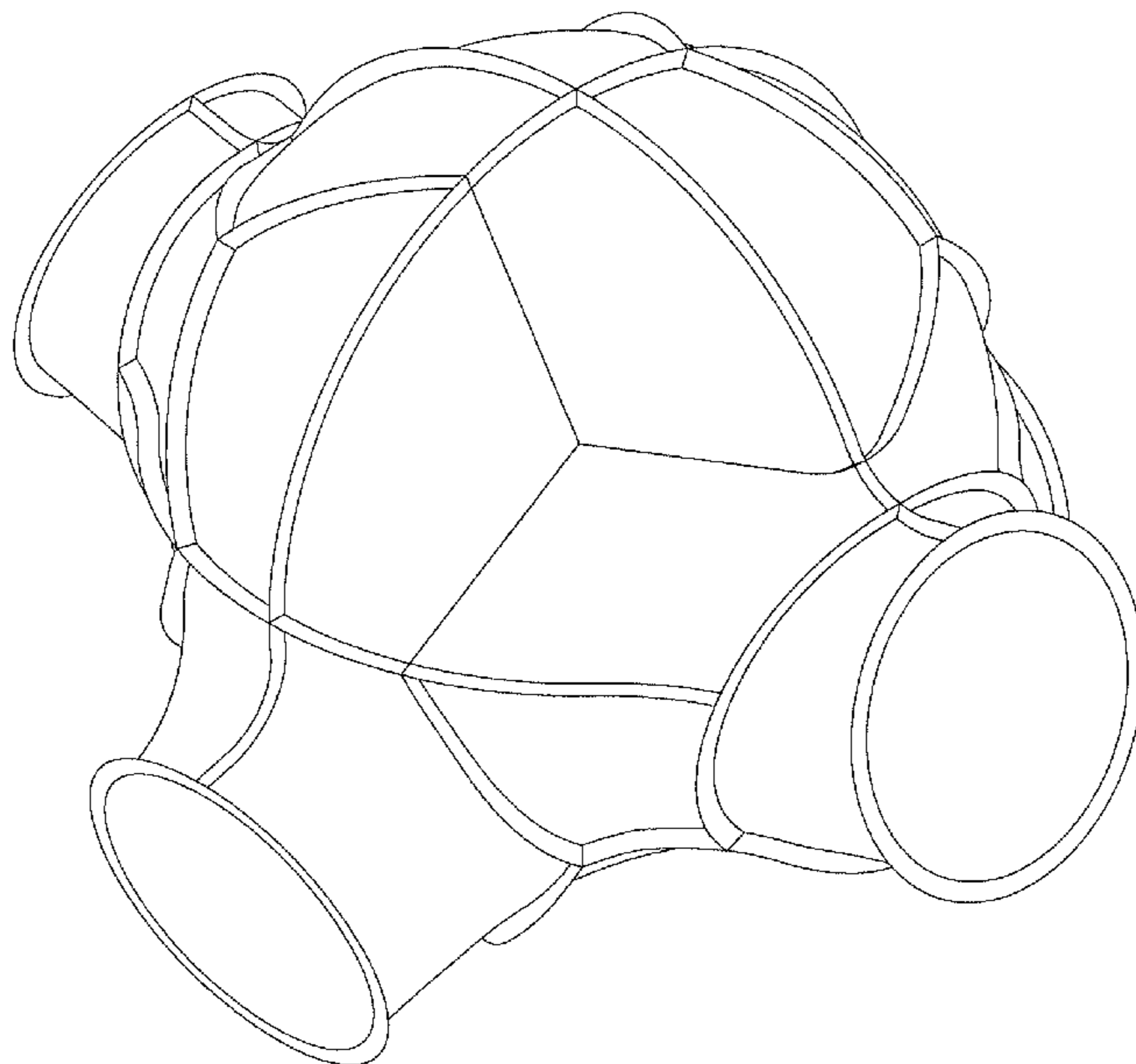
FIG. 4 is a front side view of the spherical ride element having two inputs and two outputs of FIG. 1;

FIG. 5 is a back side view of the spherical ride element having two inputs and two outputs of FIG. 1;

FIG. 6 is a top view of the spherical ride element having two inputs and two outputs of FIG. 1; and,

FIG. 7 is a bottom view of the spherical ride element having two inputs and two outputs of FIG. 1.

1 Claim, 7 Drawing Sheets



(56)

References Cited

U.S. PATENT DOCUMENTS

8,360,894 B2 *	1/2013	Hlynka	472/117
8,430,760 B2 *	4/2013	Brassard	472/117
8,579,715 B2 *	11/2013	Olive et al.	472/117
8,262,494 B2 *	9/2012	Hunter	472/116

* cited by examiner

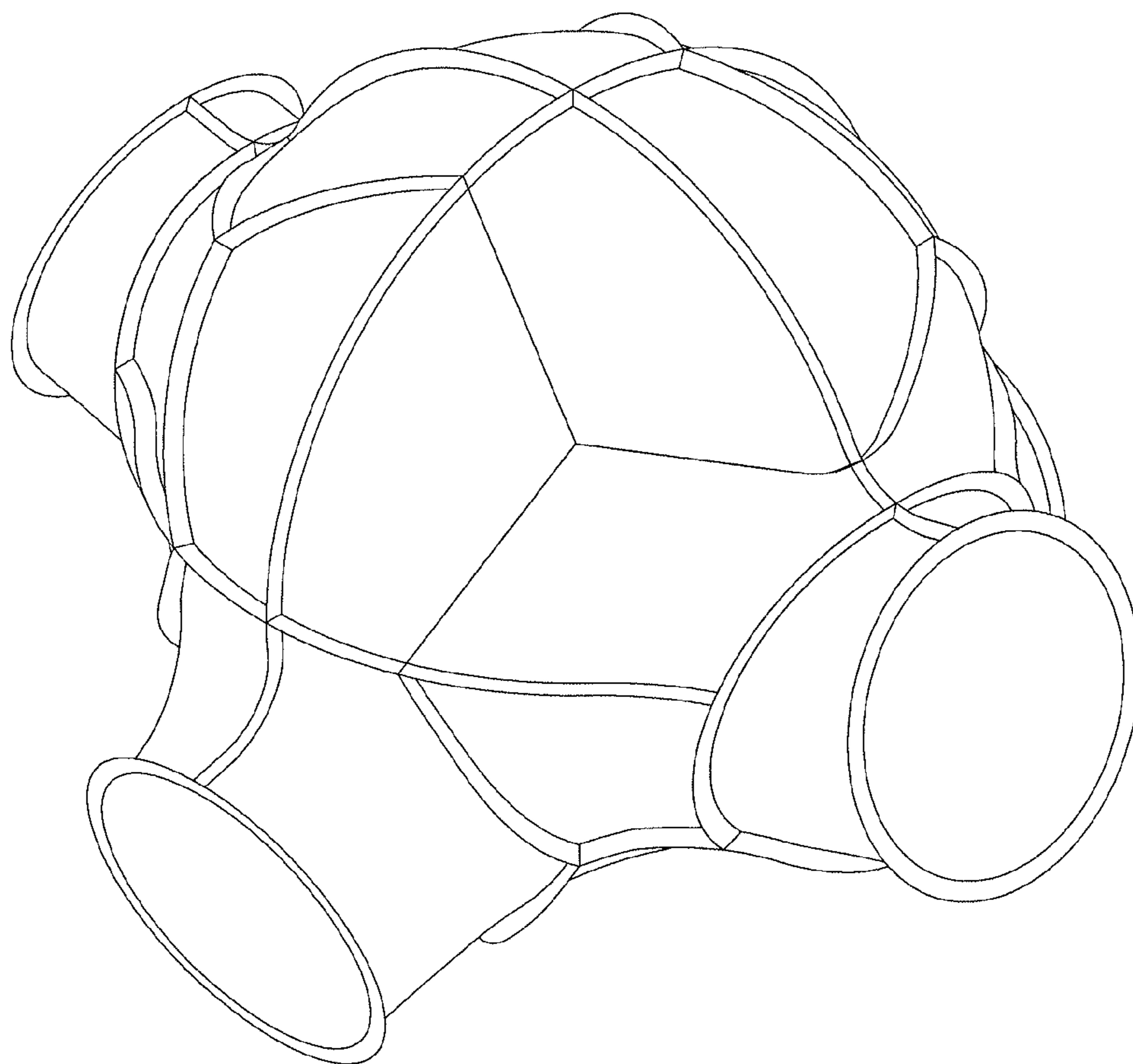


FIG. 1

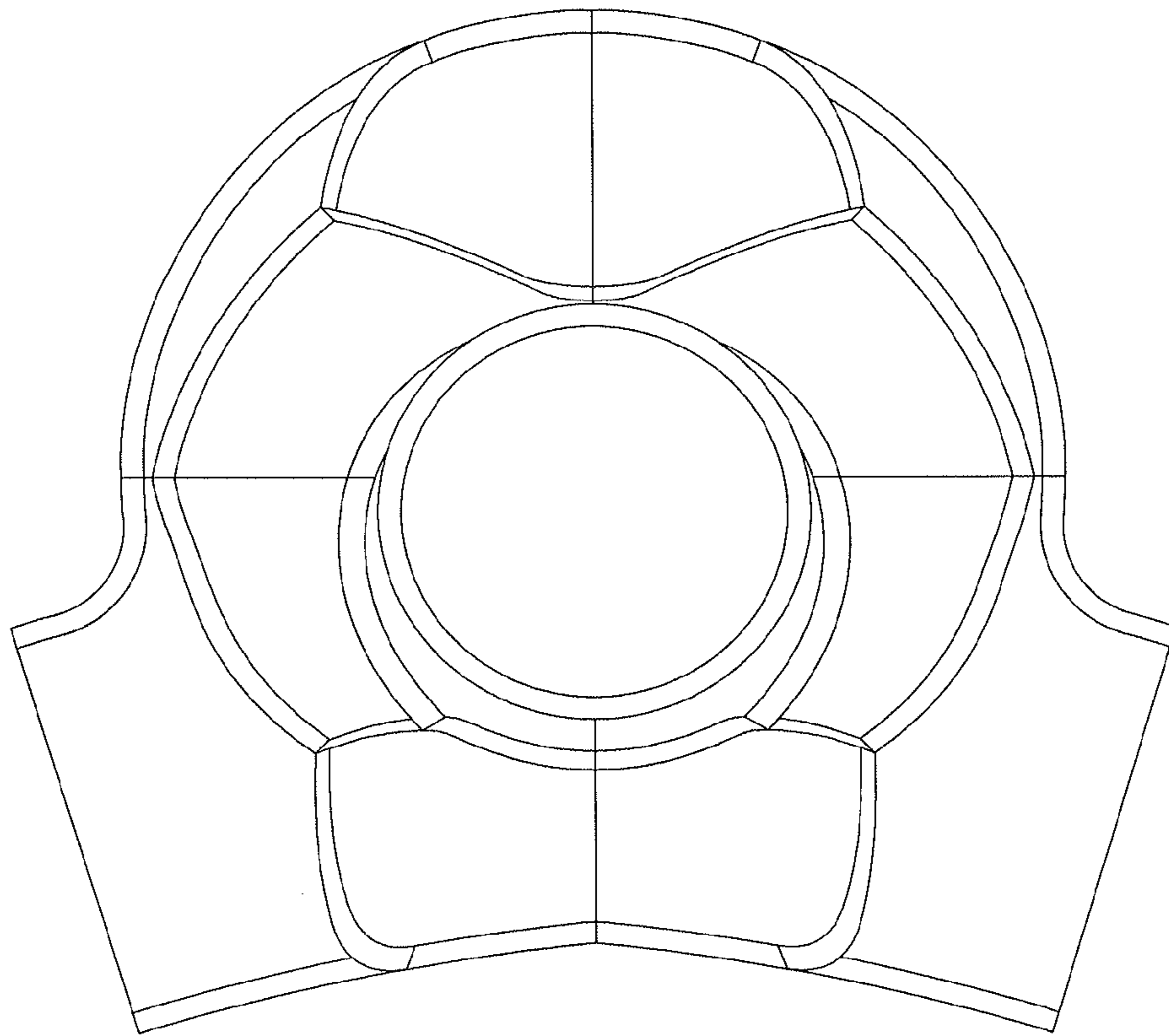


FIG. 2

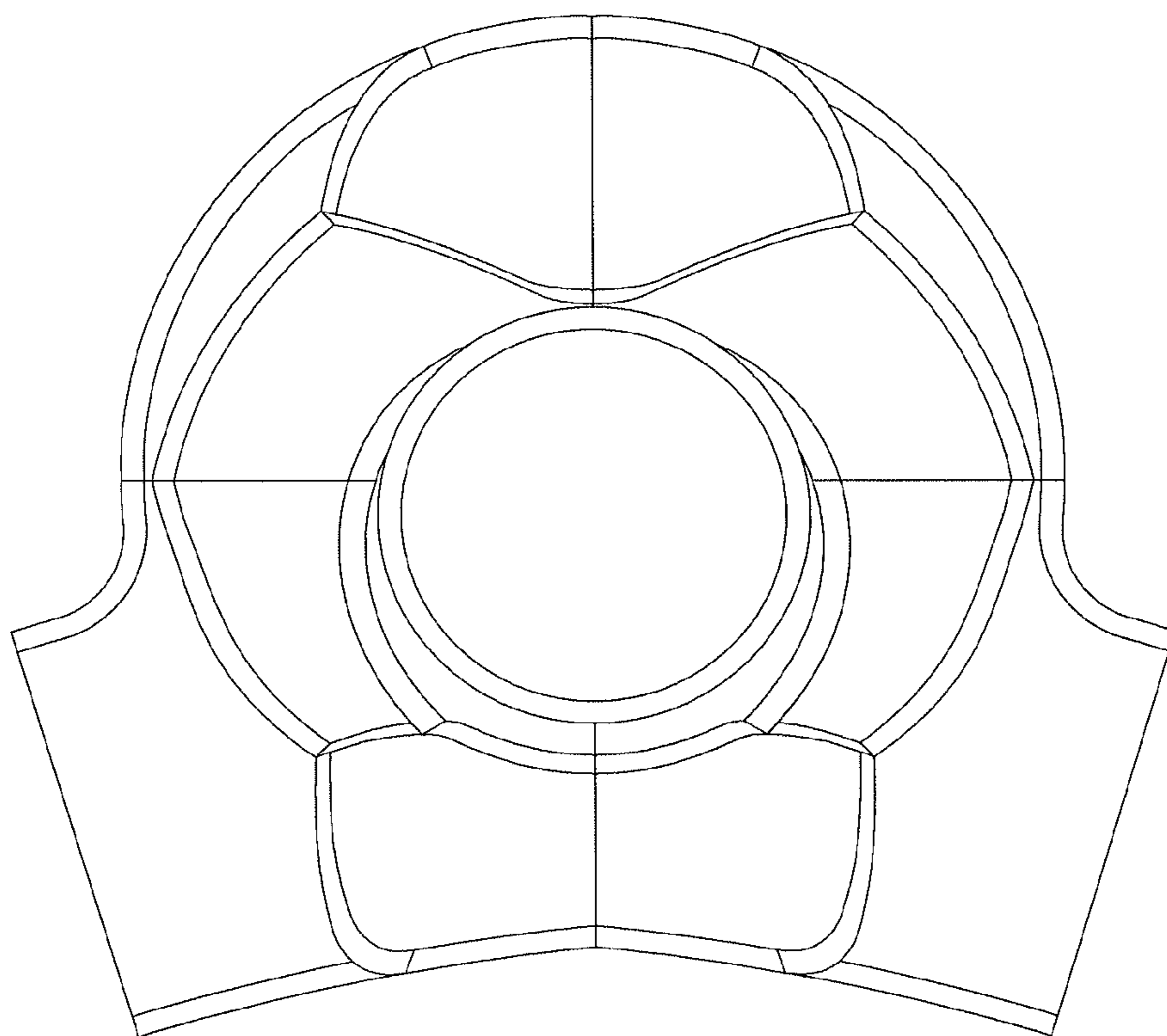


FIG. 3

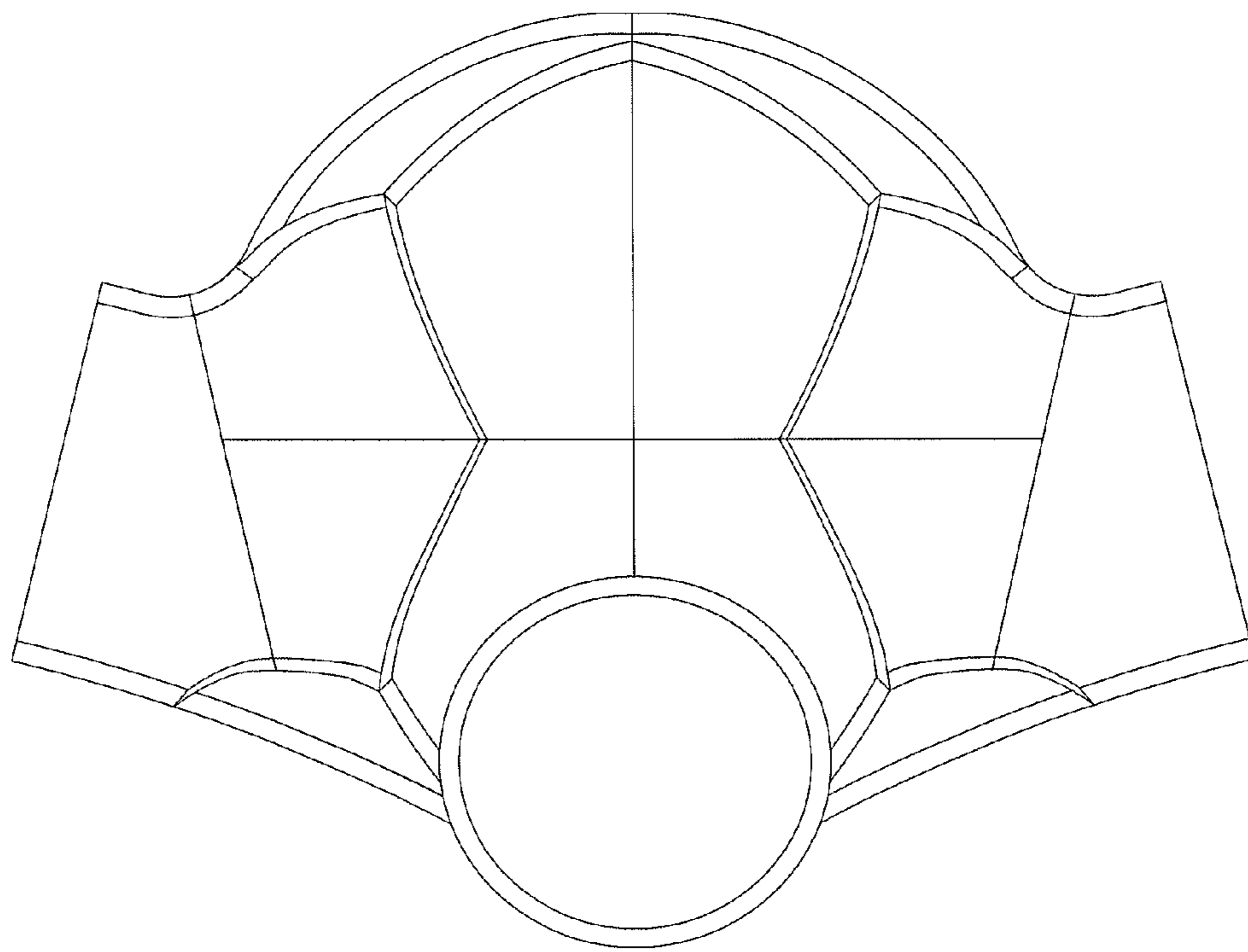


FIG. 4

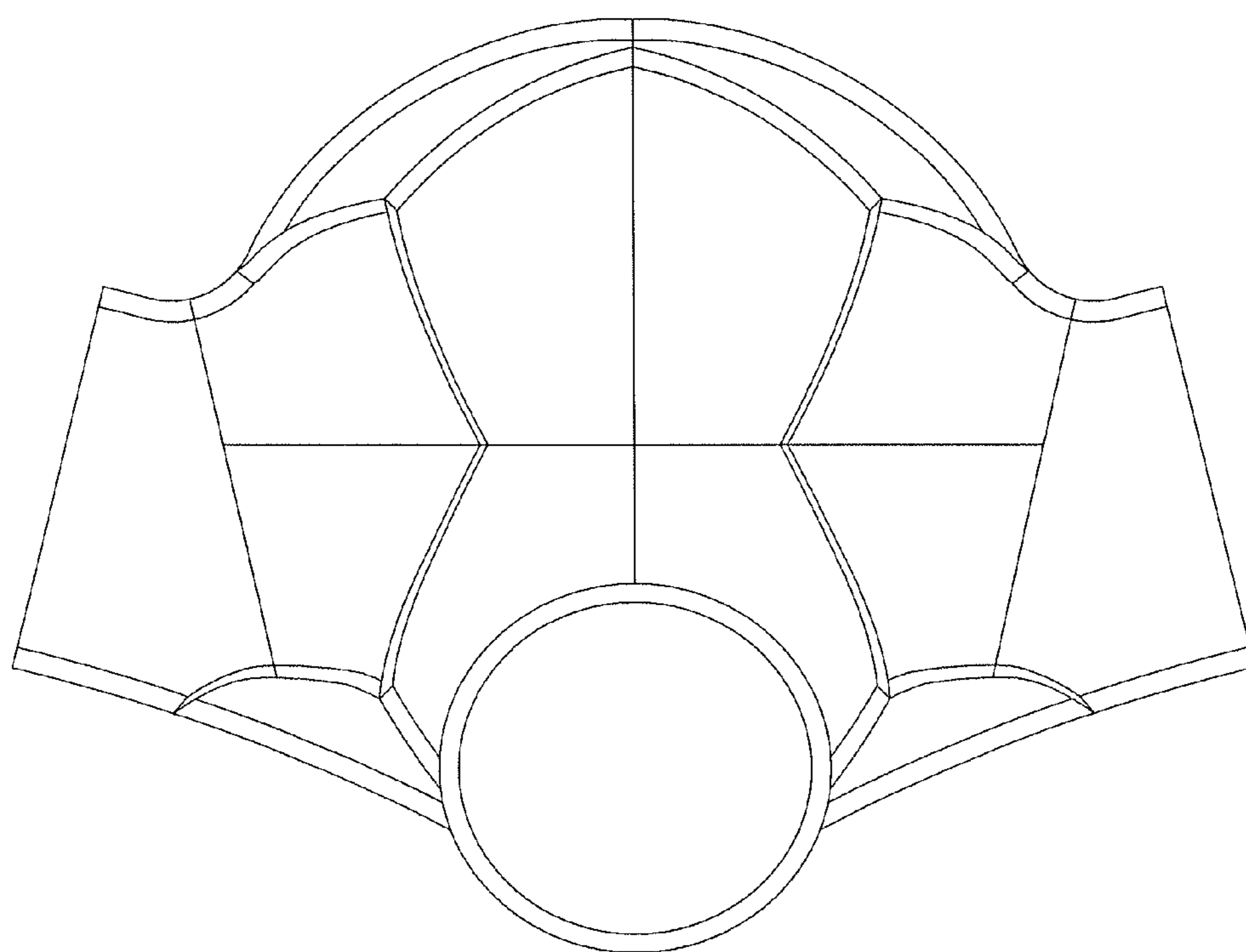


FIG. 5

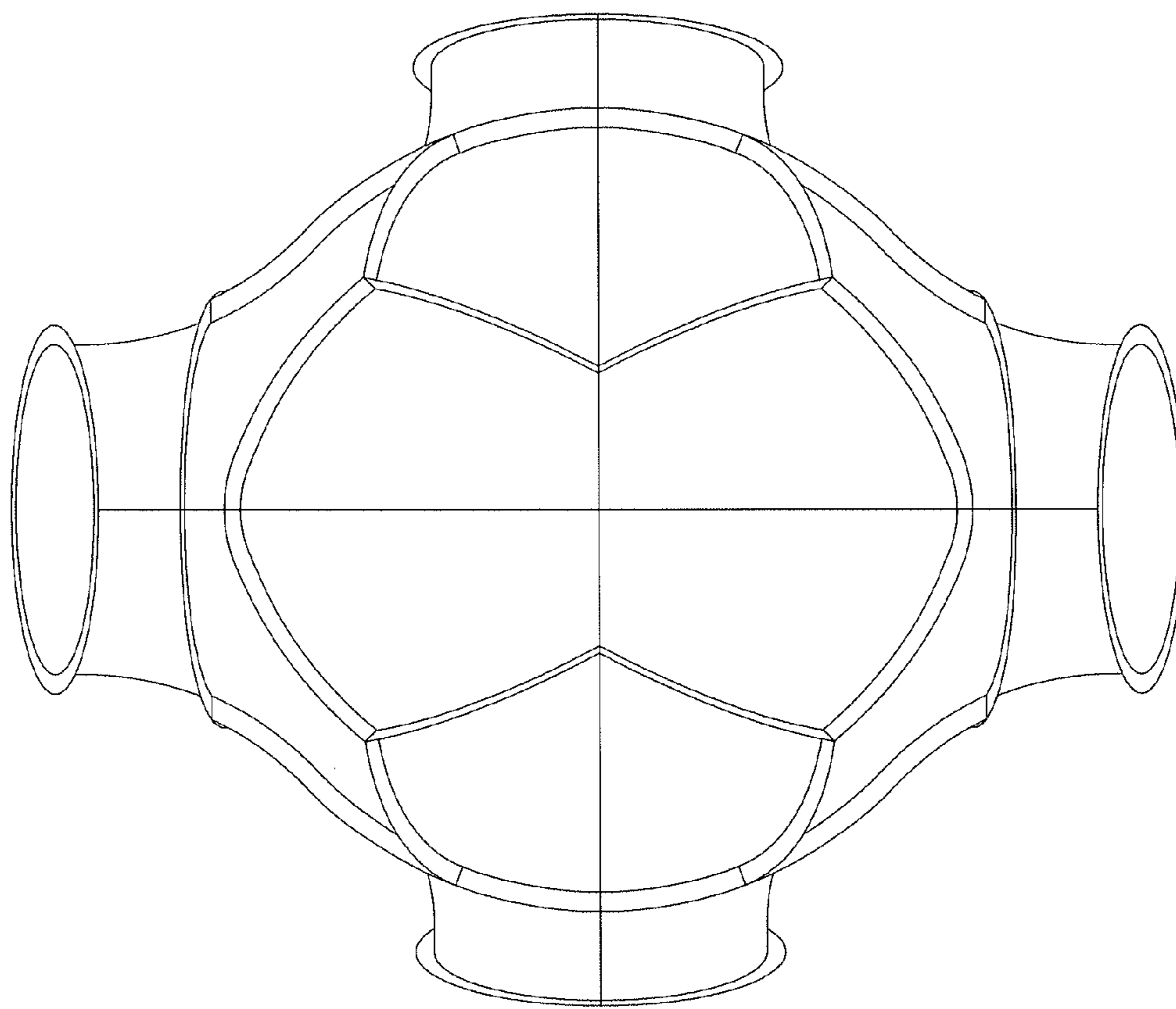


FIG. 6

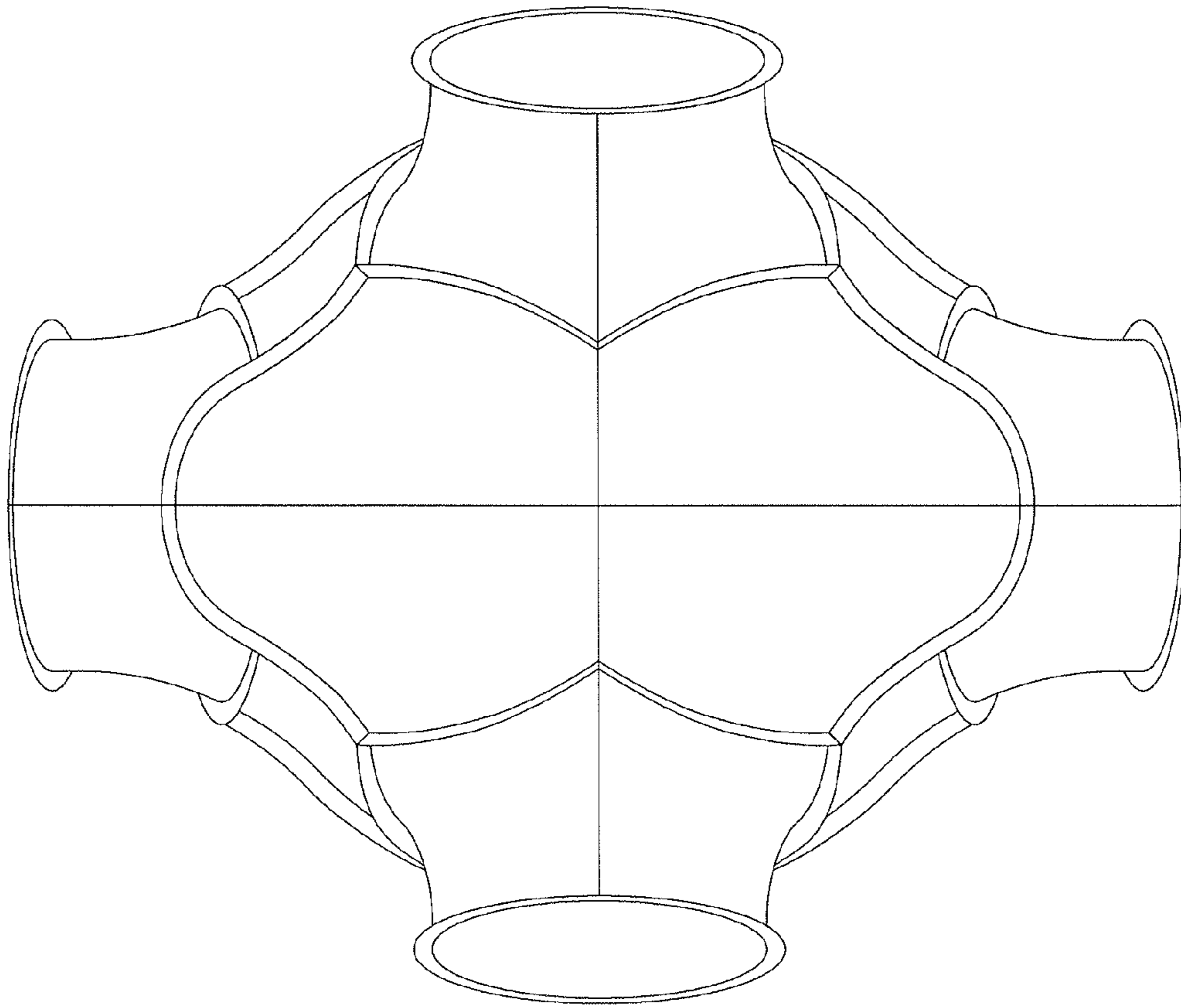


FIG. 7