



US00D705371S

(12) **United States Design Patent**
Slater

(10) **Patent No.:** **US D705,371 S**

(45) **Date of Patent:** **** May 20, 2014**

(54) **SKATEBOARD**

(71) Applicant: **Never Summer Ind.**, Denver, CO (US)

(72) Inventor: **Benny Joel Slater**, Denver, CO (US)

(73) Assignee: **Never Summer Industries, Inc.**,
Denver, CO (US)

(**) Term: **14 Years**

(21) Appl. No.: **29/453,688**

(22) Filed: **May 1, 2013**

(51) **LOC (10) Cl.** **21-02**

(52) **U.S. Cl.**
USPC **D21/765**

(58) **Field of Classification Search**
USPC D21/419, 421, 423, 426, 760, 765, 766,
D21/769, 771, 776, 803; D12/1; 280/7.14,
280/11.115, 11.19, 11.27, 11.28, 14.21,
280/87.01, 87.021, 87.03, 87.041, 87.042,
280/607, 608, 609, 809; 180/180, 181;
434/247, 253, 258

See application file for complete search history.

(56) **References Cited**

U.S. PATENT DOCUMENTS

D413,954	S	*	9/1999	Gerlach	D21/765
D483,087	S	*	12/2003	Greenhalgh	D21/765
D558,290	S	*	12/2007	Findling	D21/765
D629,859	S	*	12/2010	Buksa	D21/765
D679,768	S	*	4/2013	Dye	D21/765
2006/0237936	A1	*	10/2006	Lin	280/87.042

* cited by examiner

Primary Examiner — Cynthia M Chin

(74) *Attorney, Agent, or Firm* — Sheridan Ross P.C.

(57) **CLAIM**

The ornamental design for a skateboard, as shown and described.

DESCRIPTION

FIG. 1 is a bottom perspective view of the skateboard showing the new design;

FIG. 2 is a bottom plan view thereof;

FIG. 3 is a front elevation view thereof;

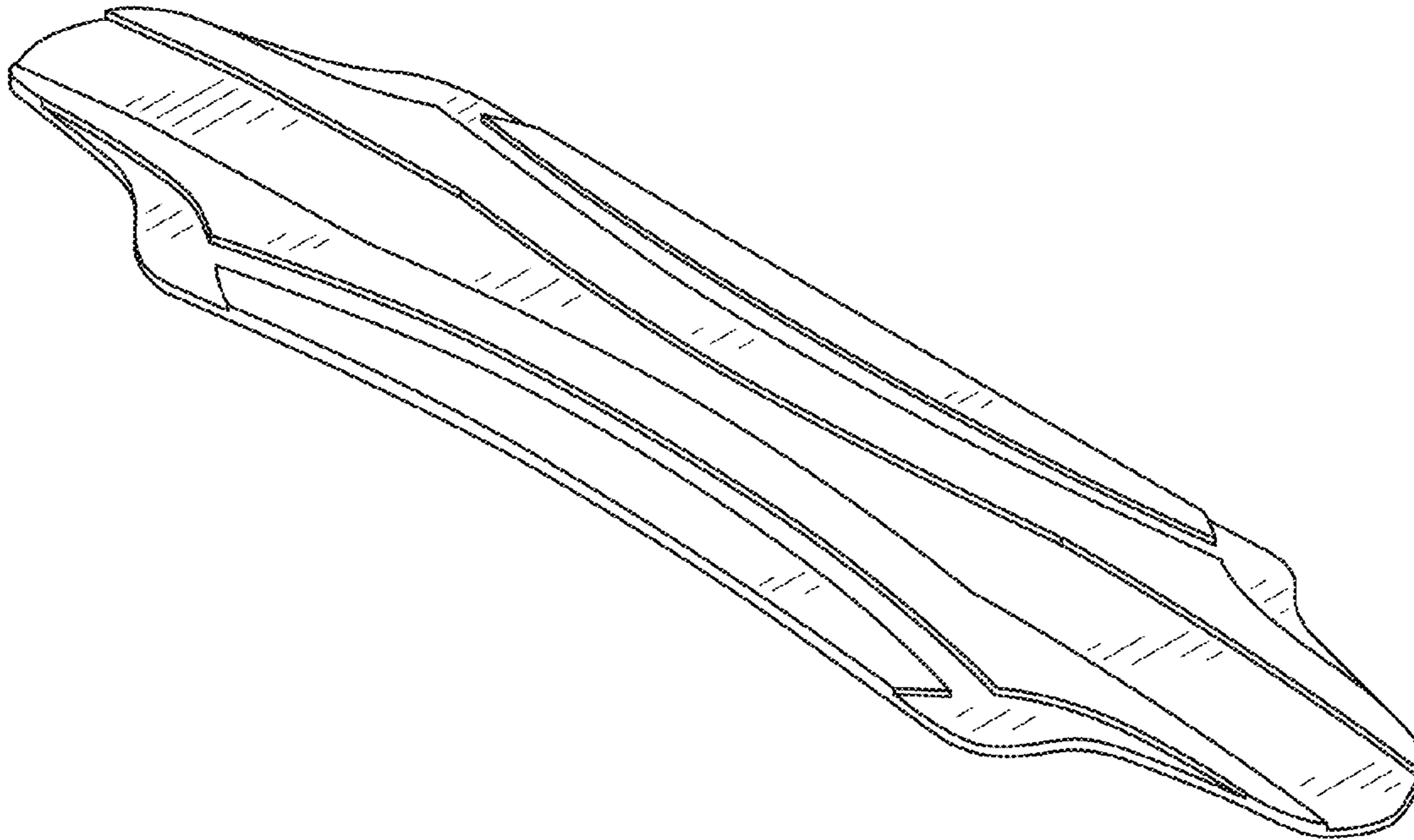
FIG. 4 is a rear elevation view thereof;

FIG. 5 is a right elevation view thereof;

FIG. 6 is a left elevation view thereof; and,

FIG. 7 is a top plan view thereof.

1 Claim, 3 Drawing Sheets



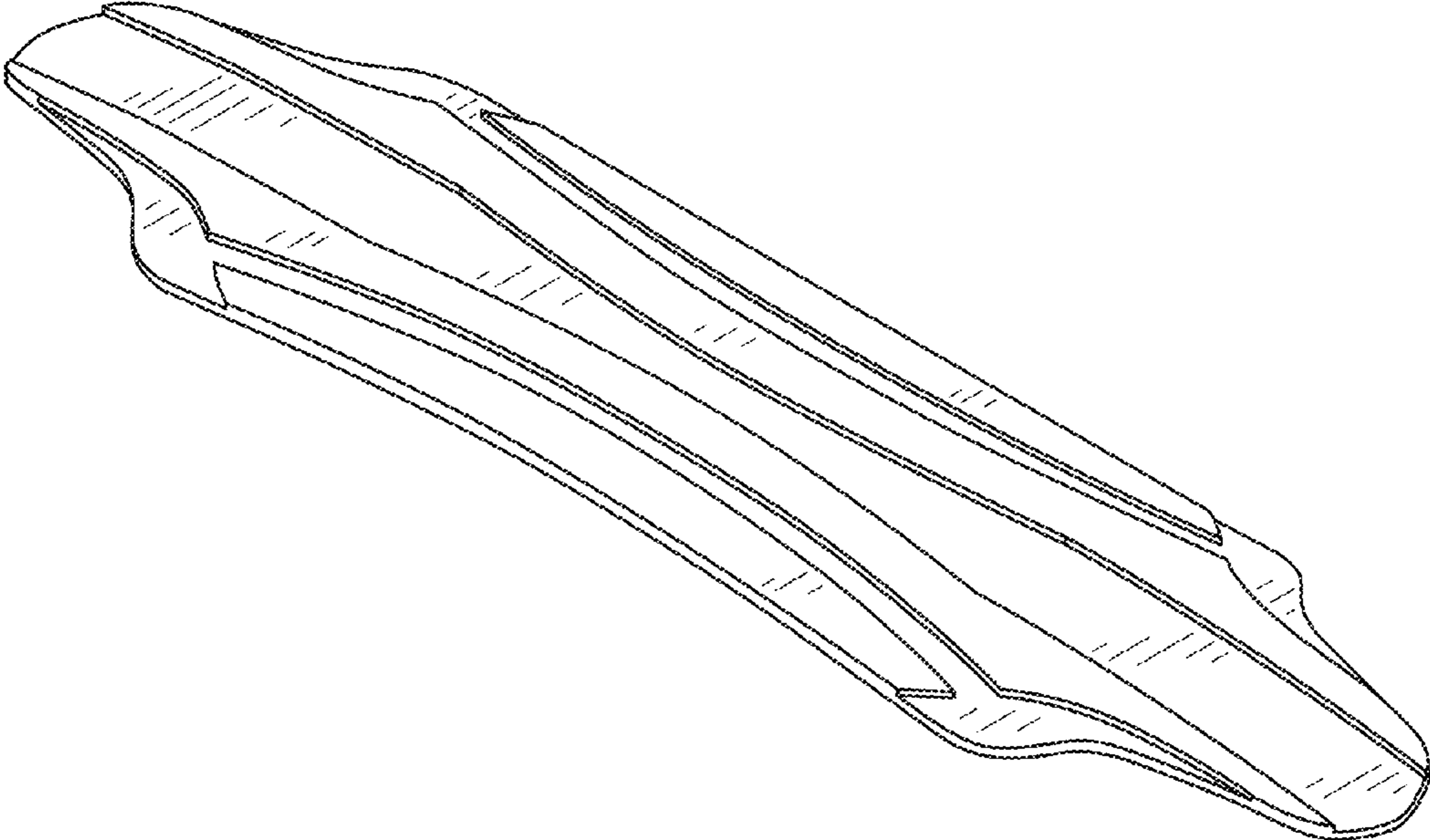


FIG.1

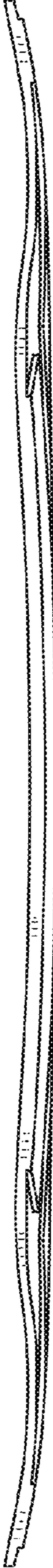


FIG. 2

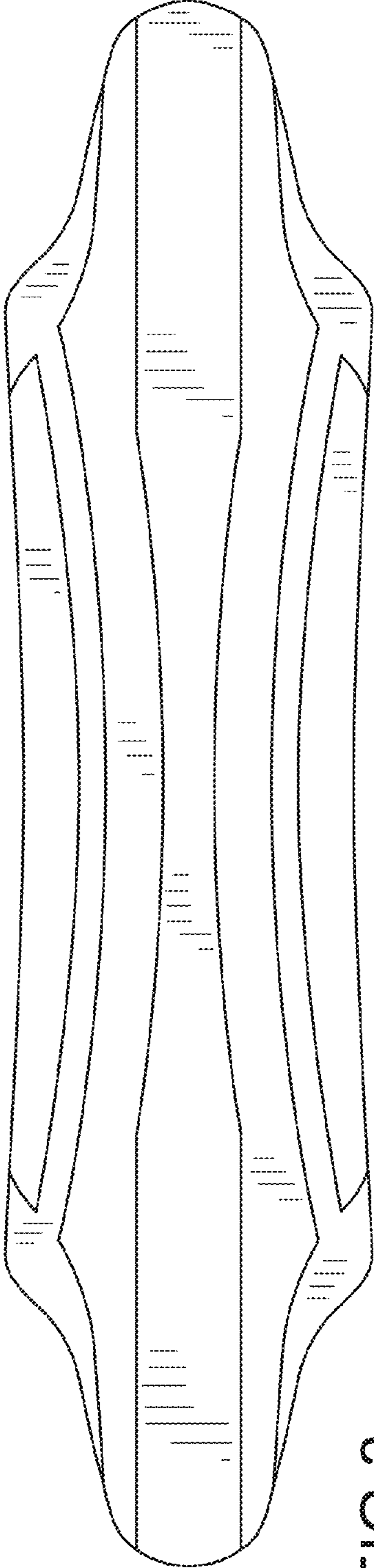


FIG. 3



FIG. 4




FIG. 5

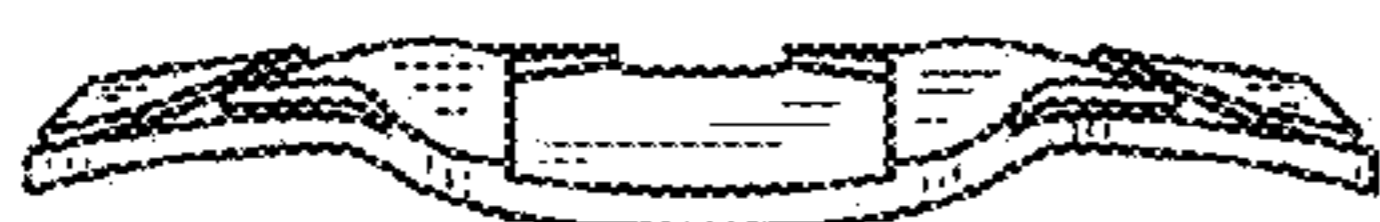


FIG. 6

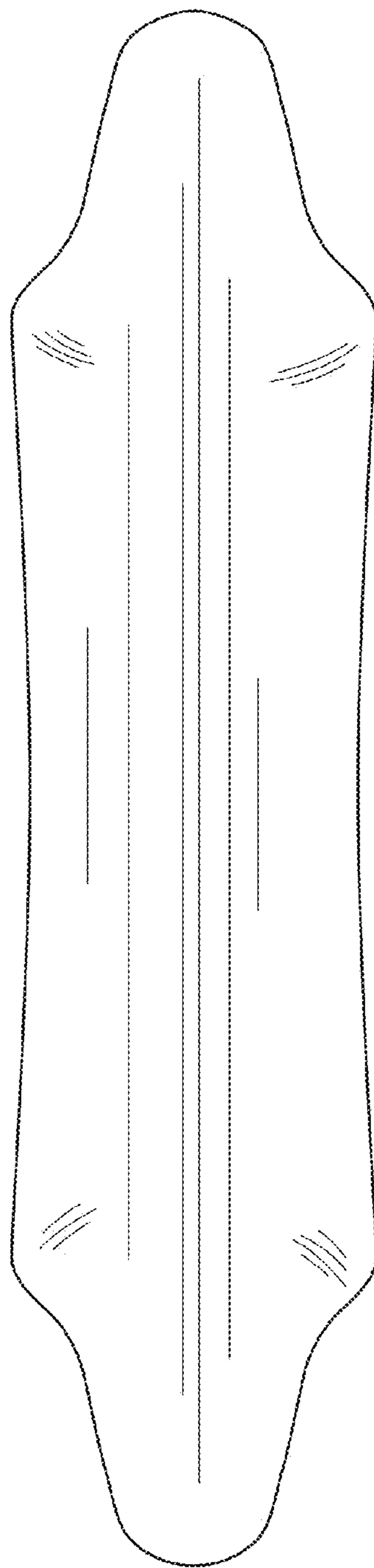


FIG. 7