



US00D705370S

(12) **United States Design Patent**
Burns et al.

(10) **Patent No.:** **US D705,370 S**

(45) **Date of Patent:** **** May 20, 2014**

(54) **LACROSSE HEAD**

(71) Applicant: **Warrior Sports, Inc.**, Warren, MI (US)

(72) Inventors: **Thomas H. Burns**, Royal Oak, MI (US);
Adam D. Paquette, Royal Oak, MI (US)

(73) Assignee: **Warrior Sports, Inc.**, Warren, MI (US)

(**) Term: **14 Years**

(21) Appl. No.: **29/470,547**

(22) Filed: **Oct. 22, 2013**

Related U.S. Application Data

(62) Division of application No. 29/441,422, filed on Jan. 4, 2013.

(51) **LOC (10) Cl.** **21-02**

(52) **U.S. Cl.**
USPC **D21/753**

(58) **Field of Classification Search**
USPC D21/724, 753; 473/505-515; D25/113,
D25/163

See application file for complete search history.

(56) **References Cited**

U.S. PATENT DOCUMENTS

1,508,286	A	9/1924	Moore
2,142,527	A	1/1939	Pool
5,568,925	A	10/1996	Morrow et al.
5,957,791	A	9/1999	Nichols et al.
6,723,134	B2	4/2004	Tucker, Sr.

(Continued)

OTHER PUBLICATIONS

STX Hype, download from <http://www.e-lacrosse.com/2002/hype> on Mar. 3, 2009, 22 pp.

(Continued)

Primary Examiner — Mitchell Siegel

(74) *Attorney, Agent, or Firm* — Warner Norcross & Judd LLP

(57) **CLAIM**

The ornamental design for lacrosse head, as shown and described.

DESCRIPTION

FIG. 1 is an upper perspective view of a current embodiment of the lacrosse head;

FIG. 2 is a right side view thereof, the left side view being a mirror image thereof;

FIG. 3 is a front view thereof;

FIG. 4 is a rear view thereof;

FIG. 5 is a top view thereof;

FIG. 6 is a bottom view thereof;

FIG. 7 is a sectional view taken along lines 6-6 of FIG. 2;

FIG. 8 is an upper perspective view of an alternative embodiment of the lacrosse head;

FIG. 9 is a right side view thereof, the left side view being a mirror image thereof;

FIG. 10 is a front view thereof;

FIG. 11 is a rear view thereof;

FIG. 12 is a top view thereof;

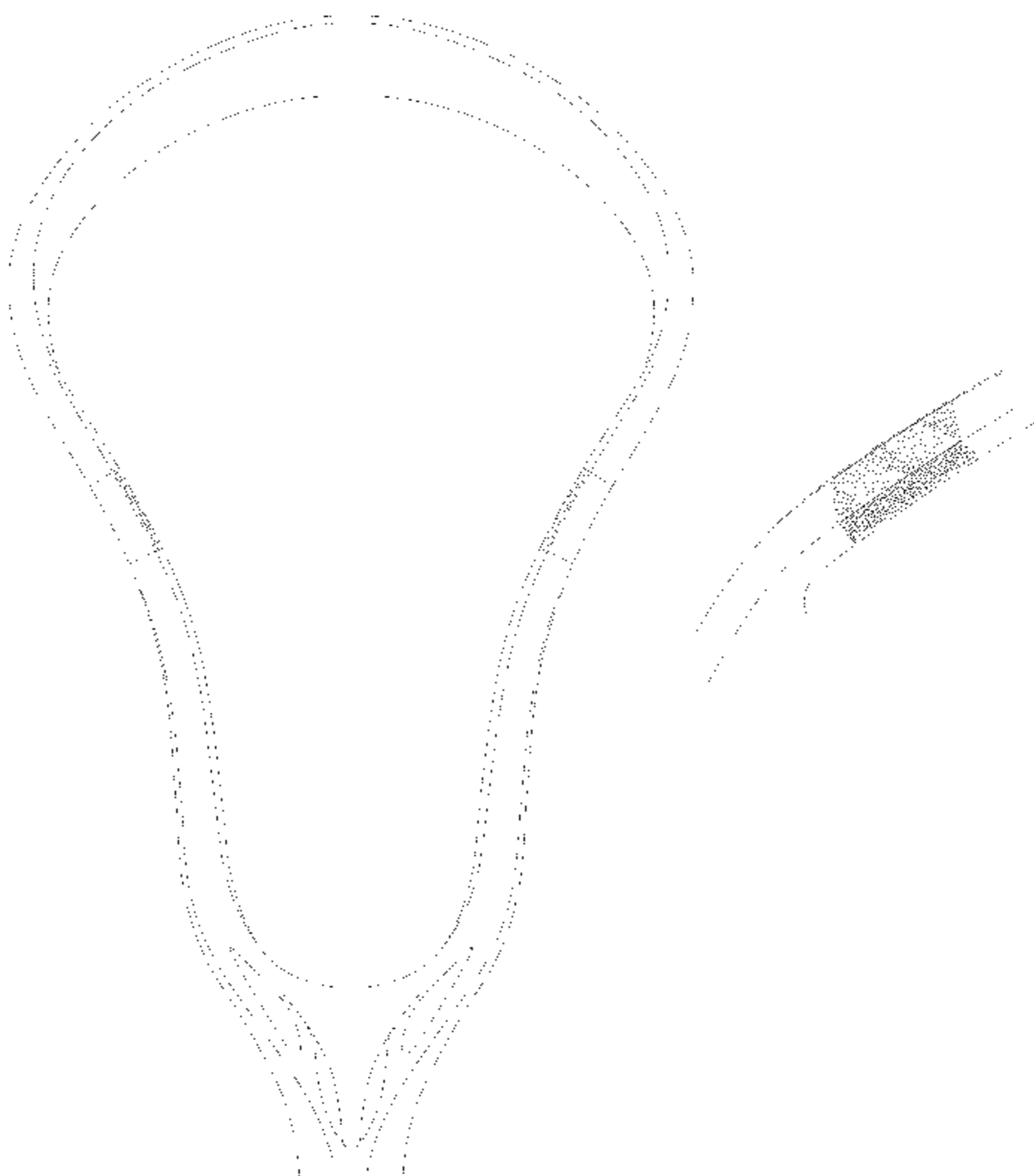
FIG. 13 is a bottom view thereof;

FIG. 14 is a sectional view taken along lines 14-14 of FIG. 9; and,

FIG. 15 is a close-up, lower perspective left side interior view thereof, the right side interior view being a mirror image thereof.

FIGS. 1-15 show features of a lacrosse head in phantom lines. These features are shown for environmental purposes and do not form any part of the claimed design. The phantom lines immediately adjacent the solid-line portions of the design form the boundary of the design, with the phantom lines forming no part of the claimed design. The stipple shaded portions of the lacrosse head are the claimed design. The sectional views in the figures illustrate cross hatched internal areas which internal areas do not form part of the claimed design.

1 Claim, 9 Drawing Sheets



(56)

References Cited

U.S. PATENT DOCUMENTS

6,910,976 B2 6/2005 Tucker, Sr.
 6,916,259 B2 7/2005 Kohler et al.
 6,923,739 B2* 8/2005 Gait et al. 473/513
 6,929,572 B2 8/2005 Morrow et al.
 7,101,294 B2 9/2006 Tucker, Sr.
 7,104,904 B1 9/2006 Gait
 7,131,919 B2 11/2006 Kohler et al.
 7,264,562 B2 9/2007 Morrow et al.
 7,357,739 B2 4/2008 Montano et al.
 7,488,266 B2* 2/2009 Tucker et al. 473/513
 7,491,141 B1 2/2009 Tucker, Sr. et al.
 7,521,013 B2 4/2009 Tucker, Sr.
 D598,508 S 8/2009 Schmidt
 D598,509 S 8/2009 Winningham
 D599,420 S 9/2009 Winningham
 D599,866 S 9/2009 Winningham
 D601,646 S 10/2009 Schmidt

D601,647 S 10/2009 Winningham
 7,736,252 B2* 6/2010 Tucker et al. 473/513
 7,896,761 B2 3/2011 Tucker, Sr. et al.
 7,955,199 B2* 6/2011 Tucker et al. 473/513
 8,016,701 B2 9/2011 Lamson et al.
 D677,352 S* 3/2013 Lamson et al. D21/759
 2002/0173389 A1 11/2002 Morrow
 2004/0002398 A1 1/2004 Morrow et al.
 2005/0215360 A1* 9/2005 Gait 473/513
 2008/0026884 A1 1/2008 Morrow et al.
 2008/0293524 A1 11/2008 Gait

OTHER PUBLICATIONS

Brine Karma Head (2006), download from <http://www.sportstop.com/Standard/Brine-Karma-Womens-Lacrosse-Head> dated Aug. 24, 2011.
 Brine Franchise Head (2007), download from <http://www.lacrossesemonkey.com/brine-franchise-head.html> dated Aug. 24, 2011.

* cited by examiner




Fig. 1

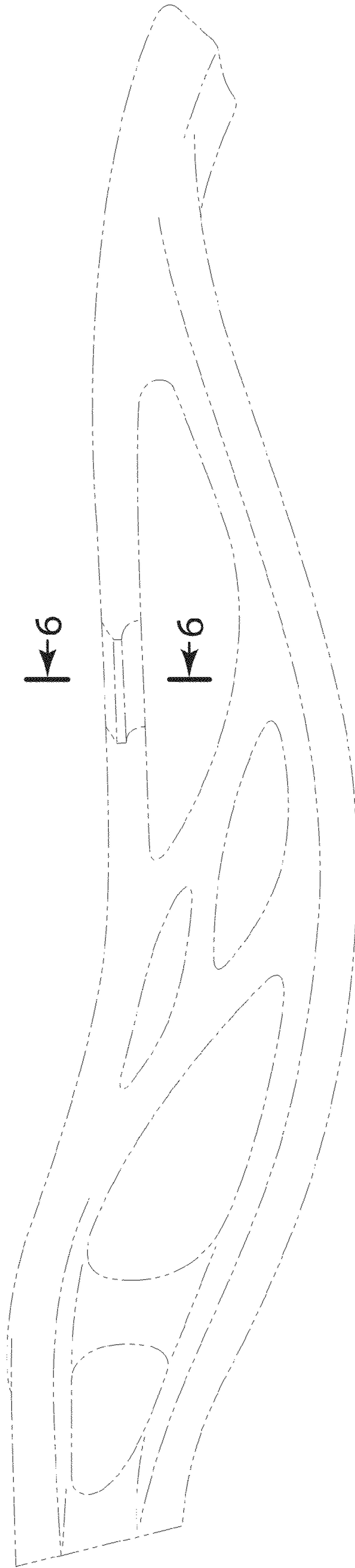


Fig. 2




Fig. 3

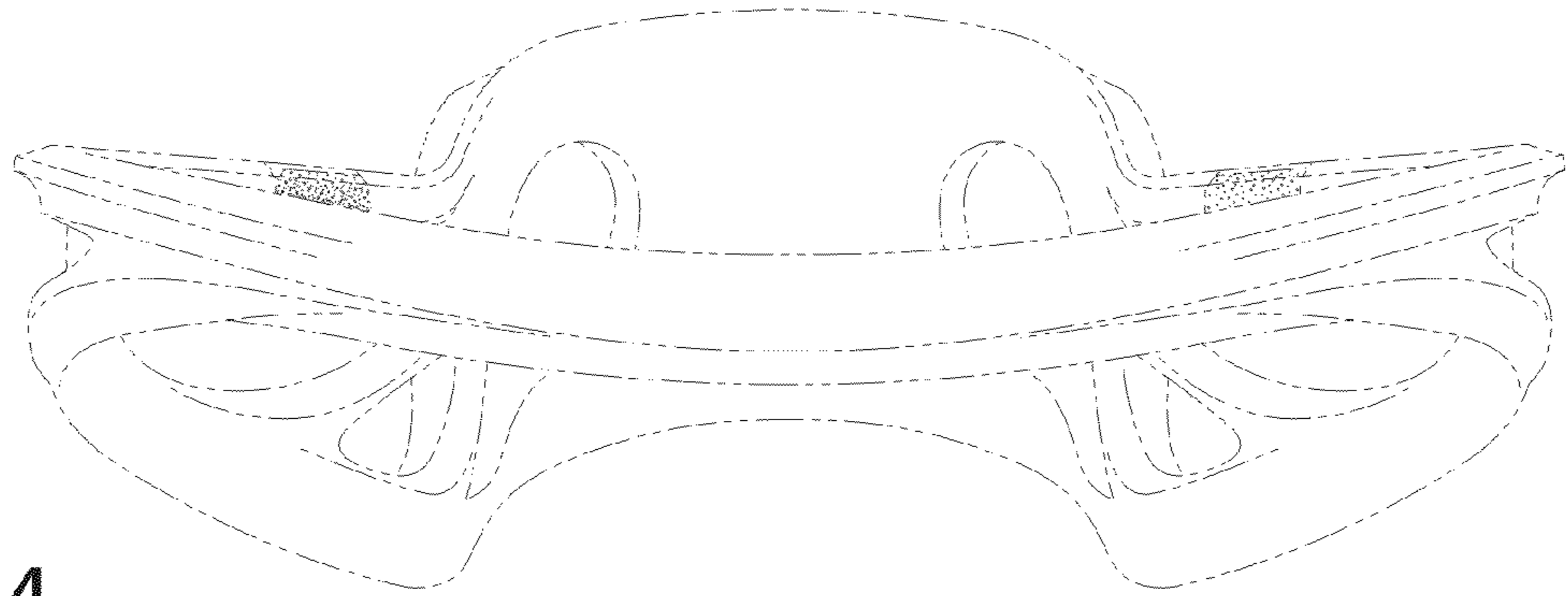


Fig. 4

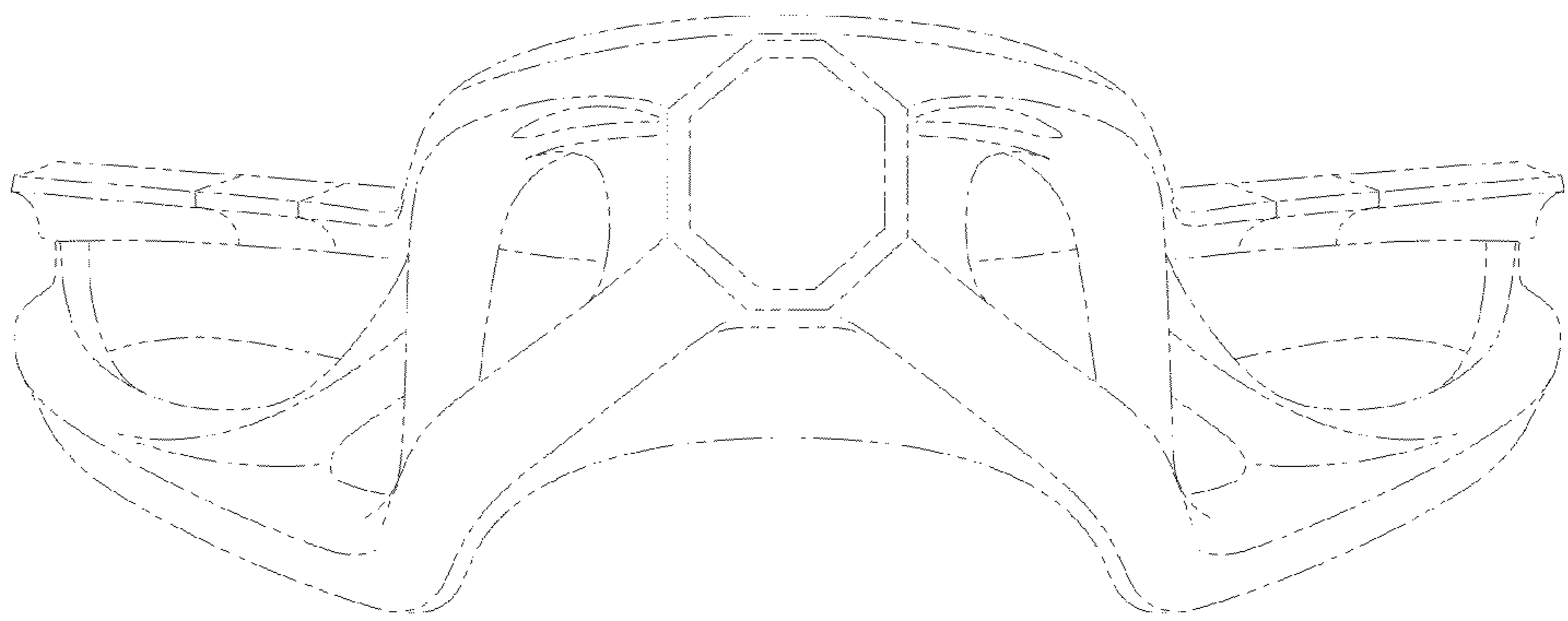


Fig. 5

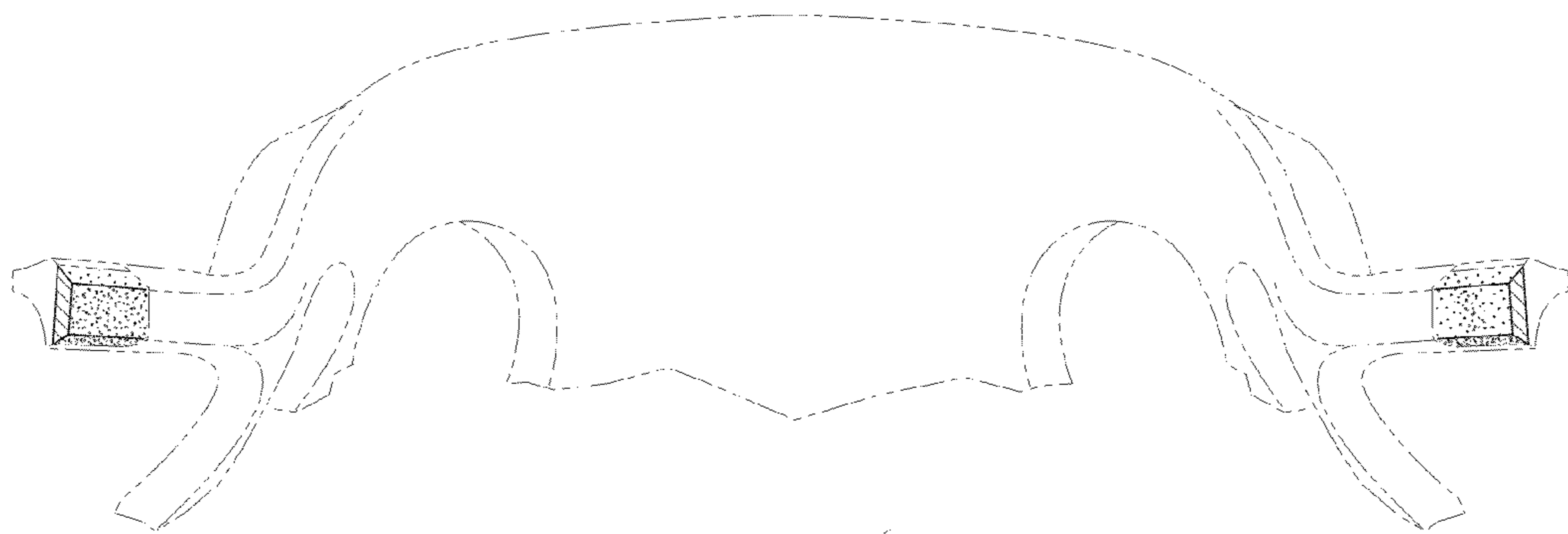


Fig. 6

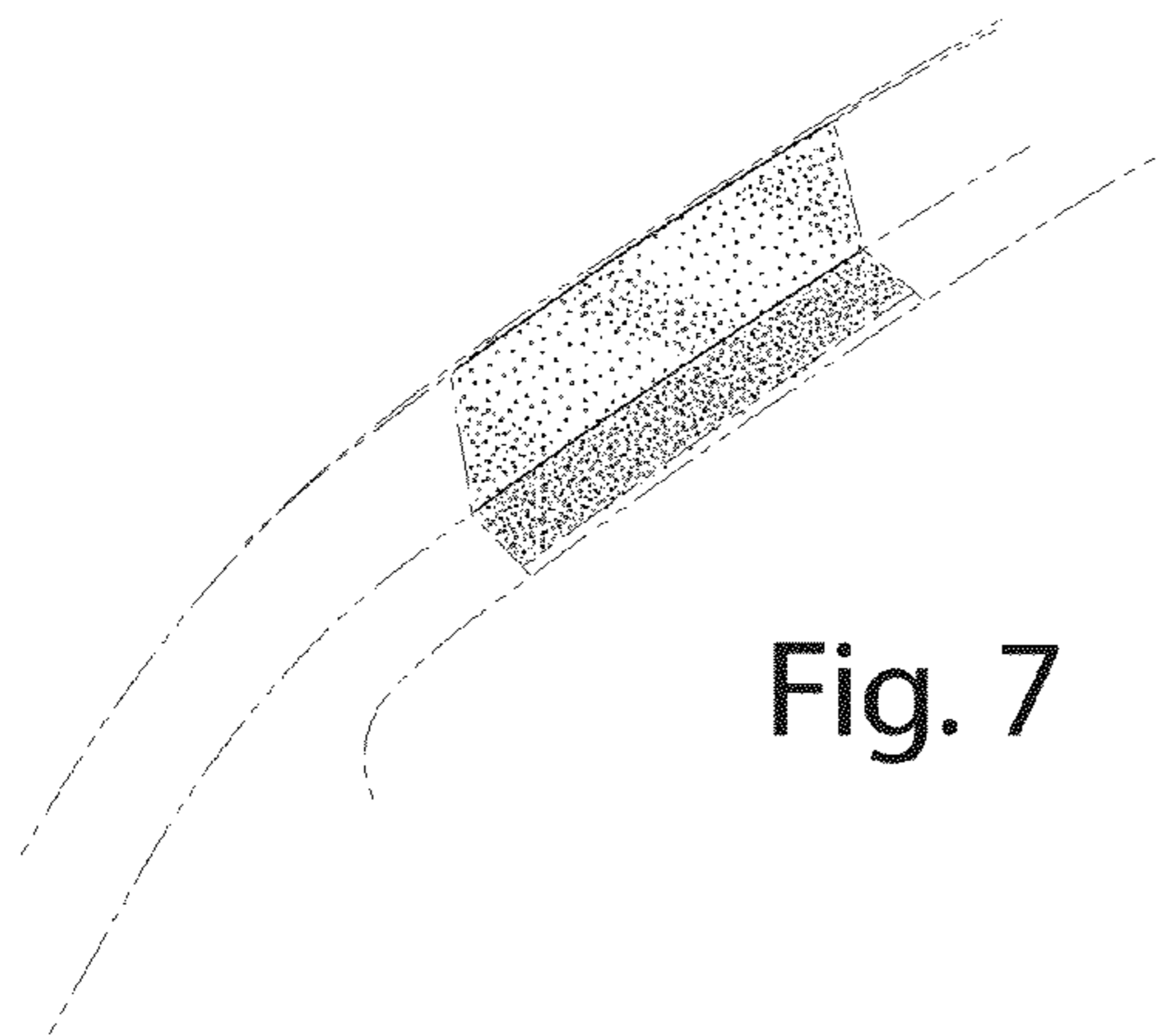


Fig. 7




Fig. 8

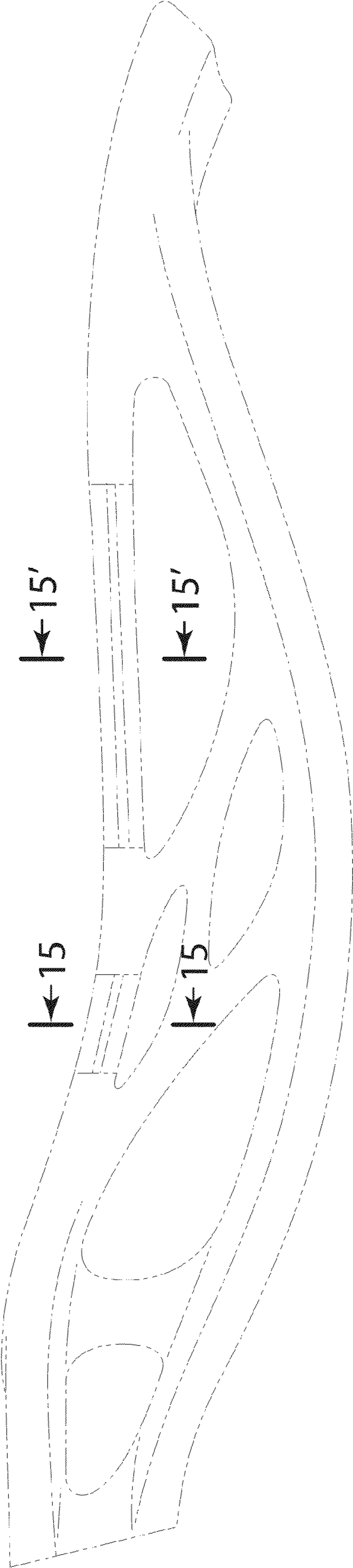


Fig. 9

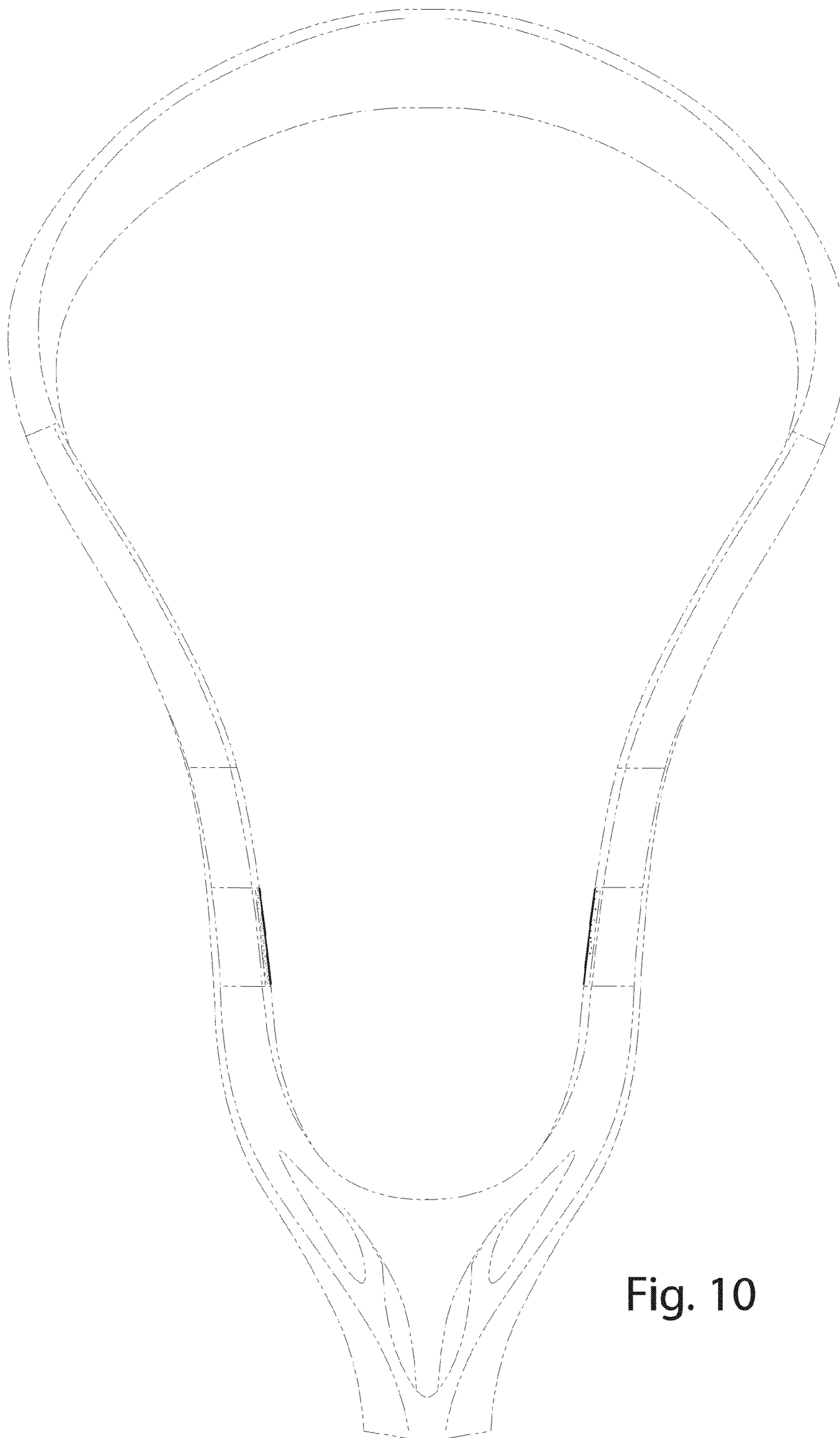


Fig. 10

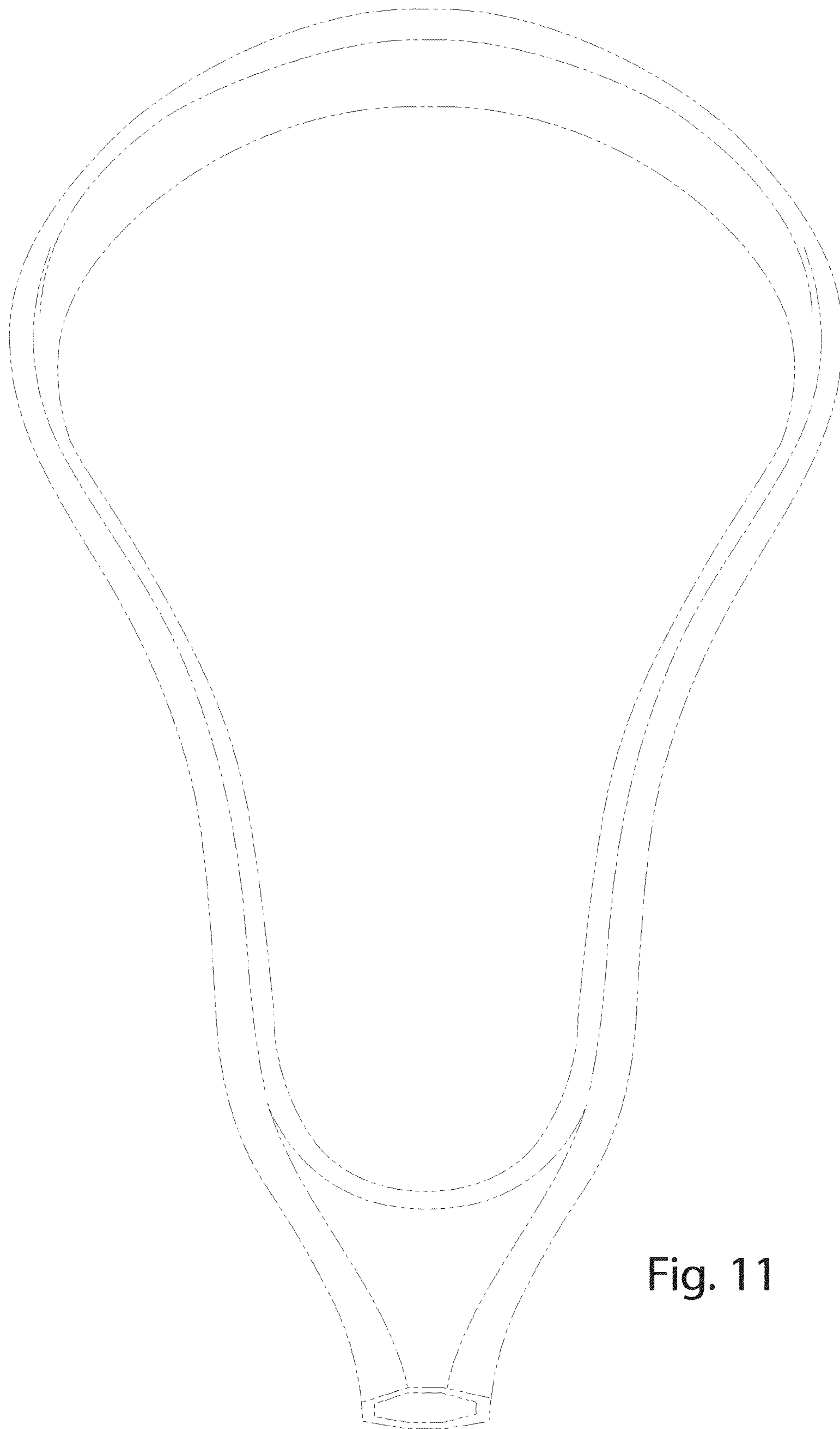


Fig. 11

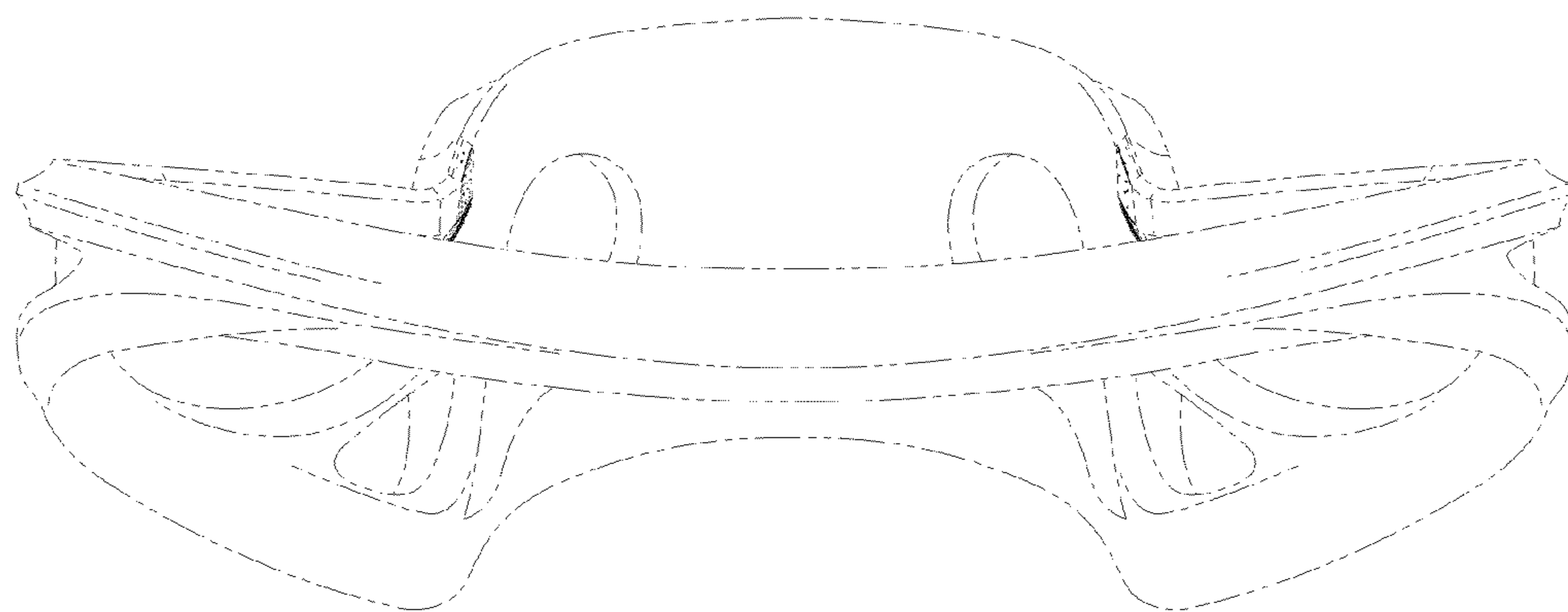


Fig. 12

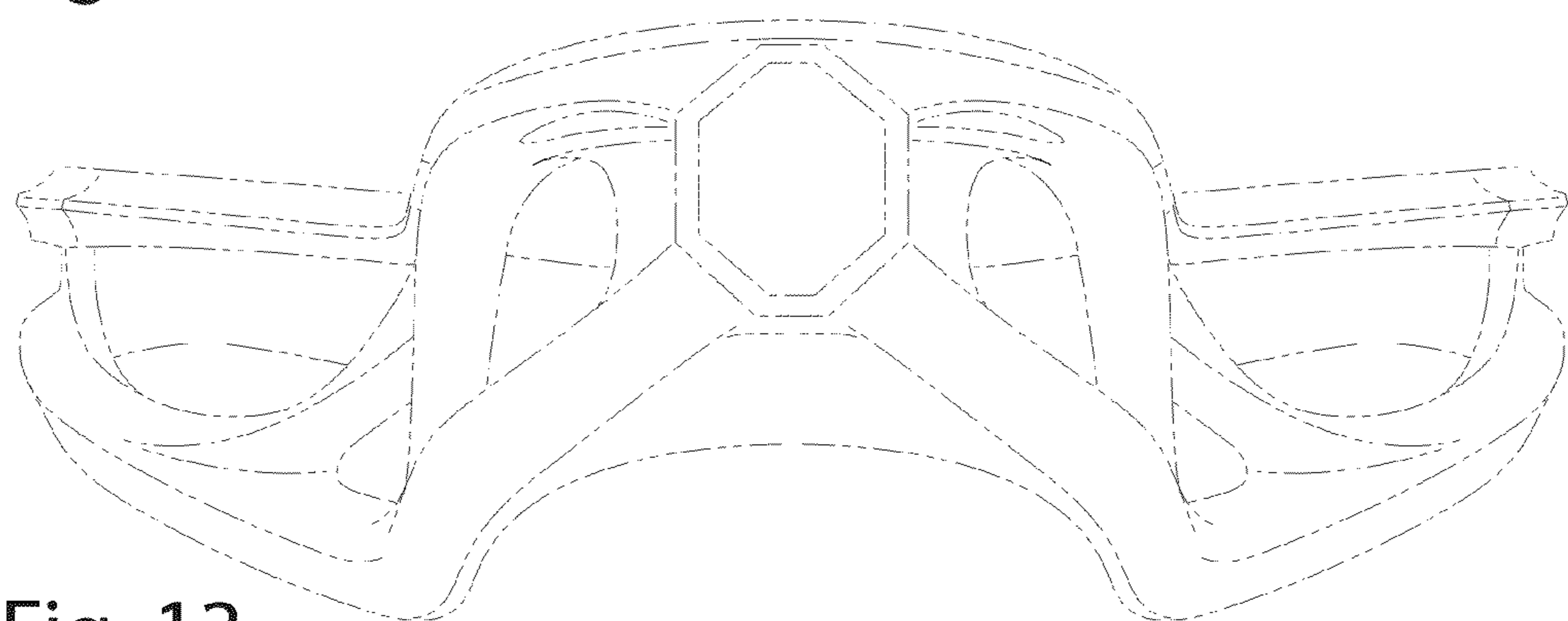


Fig. 13




Fig. 14

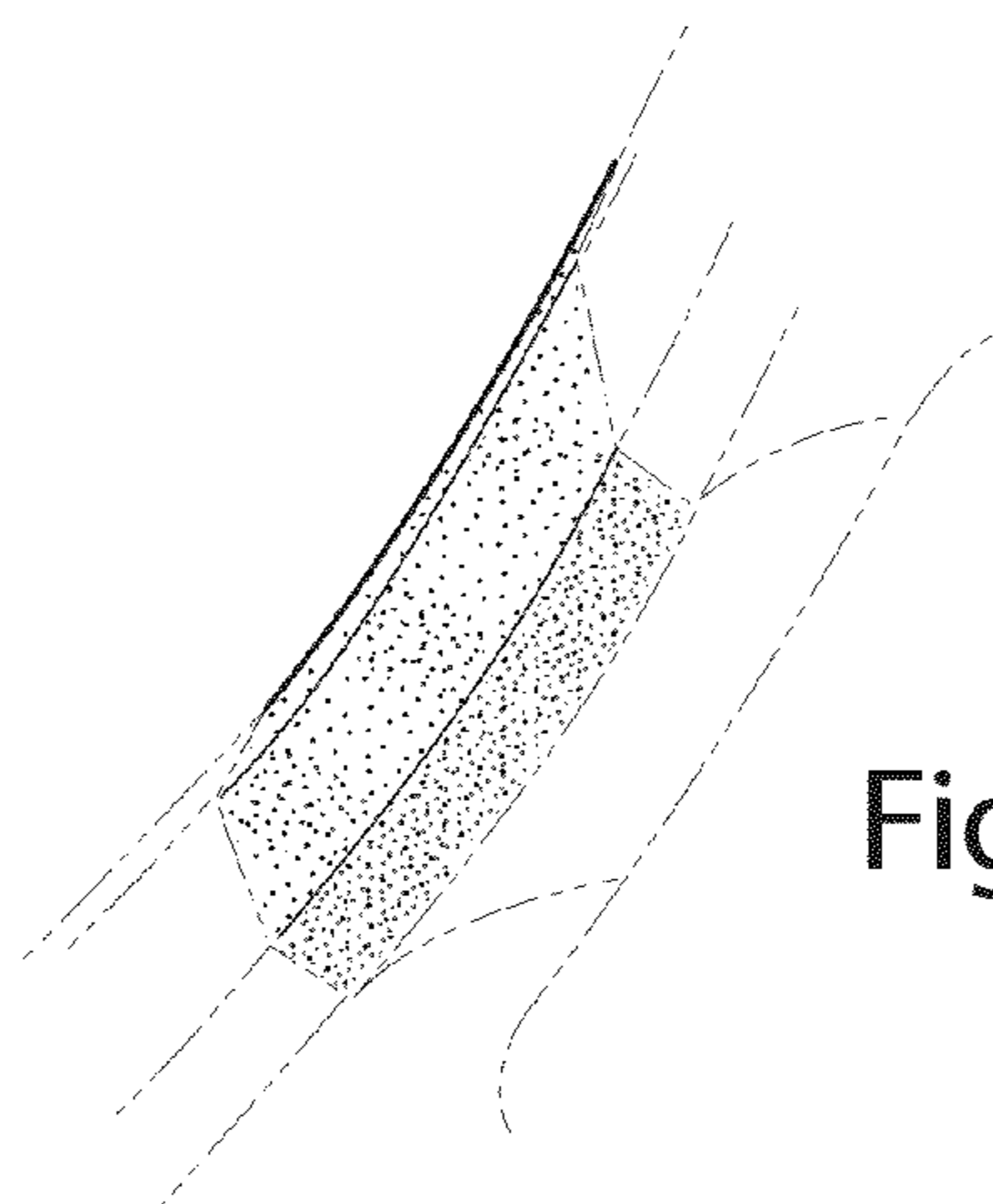


Fig. 15