



US00D705365S

(12) **United States Design Patent**
Chen

(10) **Patent No.:** **US D705,365 S**

(45) **Date of Patent:** **** May 20, 2014**

(54) **SKIP BALL WITH TETHERED ANKLE RING**

(71) Applicant: **Shaoyun Chen**, Shantou (CN)

(72) Inventor: **Shaoyun Chen**, Shantou (CN)

(**) Term: **14 Years**

(21) Appl. No.: **29/475,392**

(22) Filed: **Dec. 3, 2013**

(51) **LOC (10) Cl.** **21-01**

(52) **U.S. Cl.**

USPC **D21/466**; D21/672

(58) **Field of Classification Search**

USPC D21/309, 400, 408, 411, 420, 455,
D21/461-463, 465, 466, 662, 672, 685,
D21/719; 446/26, 215, 235, 236, 242, 243,
446/245, 247, 265, 490; 473/423, 424, 425,
473/427, 429, 430, 569, 570, 571, 575-577,
473/594-597, 600-615; 472/133; 482/79,
482/81; 428/11

See application file for complete search history.

(56) **References Cited**

U.S. PATENT DOCUMENTS

1,076,354	A *	10/1913	Daniel	446/254
1,150,761	A *	8/1915	Hartman	273/112
D58,234	S *	6/1921	Holley	D21/406
D74,569	S *	2/1928	Kafka	D21/714
D110,858	S *	8/1938	Egerton	D21/458
4,042,241	A *	8/1977	Collins	473/424
D250,939	S *	1/1979	Barr	D11/79
D281,889	S *	12/1985	Bate et al.	D21/672
4,875,675	A *	10/1989	Arad et al.	482/81
D309,484	S *	7/1990	Arad et al.	D21/672
4,957,300	A *	9/1990	Storry	473/569
4,991,838	A *	2/1991	Groves	473/451

5,045,014	A *	9/1991	Harkins	446/236
5,603,651	A *	2/1997	Shure et al.	446/16
D379,105	S *	5/1997	Wilk	D21/714
D400,620	S *	11/1998	Barton, Jr.	D21/713
6,113,452	A *	9/2000	McGowan et al.	446/26
D478,136	S *	8/2003	Chang	D21/672
6,695,671	B2 *	2/2004	Kessler	446/247
6,776,679	B1 *	8/2004	Menow	446/236
7,101,321	B2 *	9/2006	Kessler	482/81
7,195,534	B1 *	3/2007	Millman	446/26
7,381,166	B2 *	6/2008	Bazinet et al.	482/81
7,608,003	B1 *	10/2009	Fusco et al.	473/613

FOREIGN PATENT DOCUMENTS

CN	3039885	*	1/1996
CN	302579438	*	9/2013
JP	D1429546	*	12/2011

* cited by examiner

Primary Examiner — Catherine Tuttle

(74) *Attorney, Agent, or Firm* — LaMorte & Associates P.C

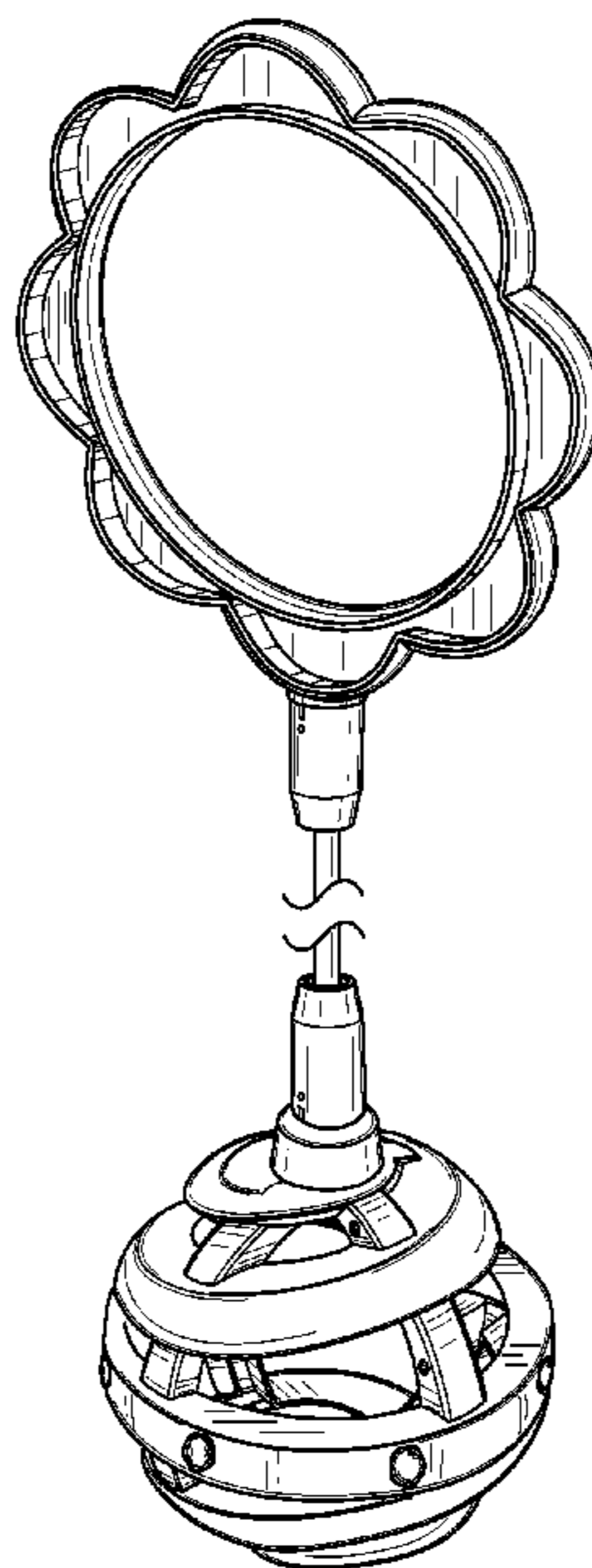
(57) **CLAIM**

The ornamental design for a skip ball with tethered ankle ring, as shown and described.

DESCRIPTION

FIG. 1 is a front perspective view of a the skip ball with tethered ankle ring embodying my new design;
FIG. 2 is a rear perspective view thereof;
FIG. 3 is a front view thereof;
FIG. 4 is a rear view thereof;
FIG. 5 is a right side view thereof;
FIG. 6 is a left side view thereof;
FIG. 7 is a top view thereof; and,
FIG. 8 is a bottom view thereof.

1 Claim, 7 Drawing Sheets



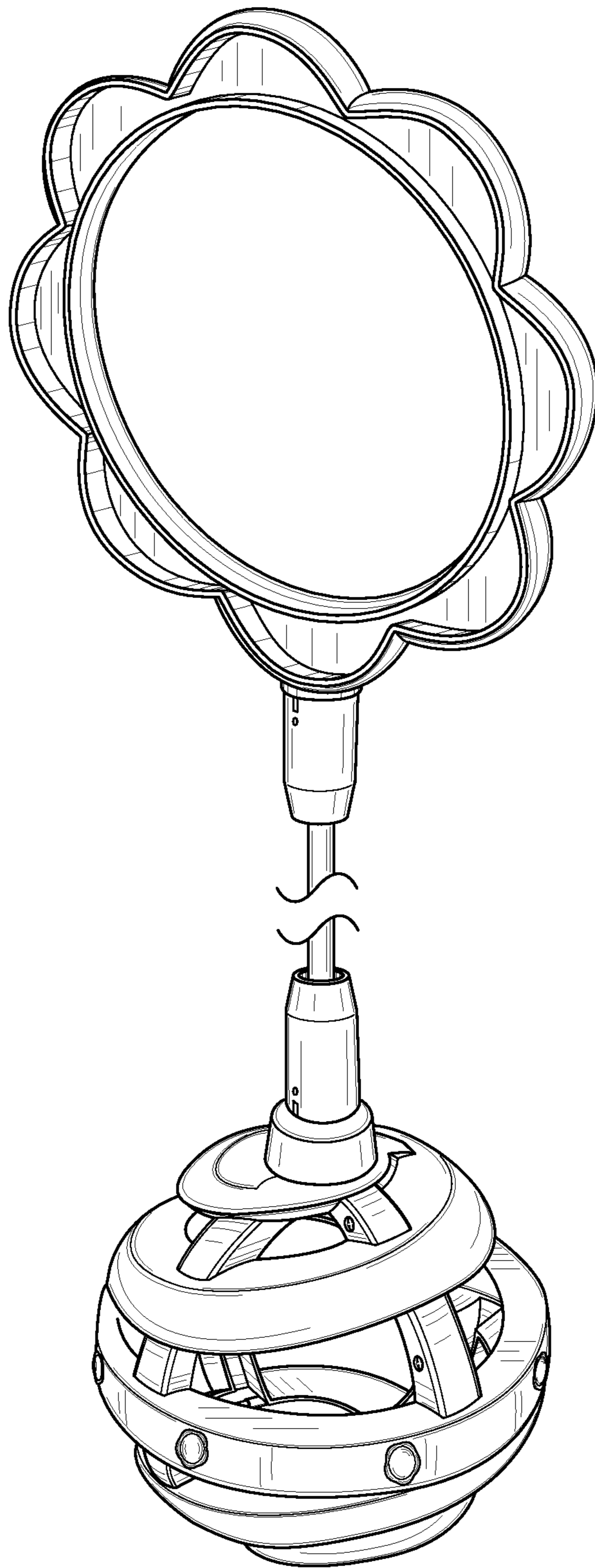


FIG. 1

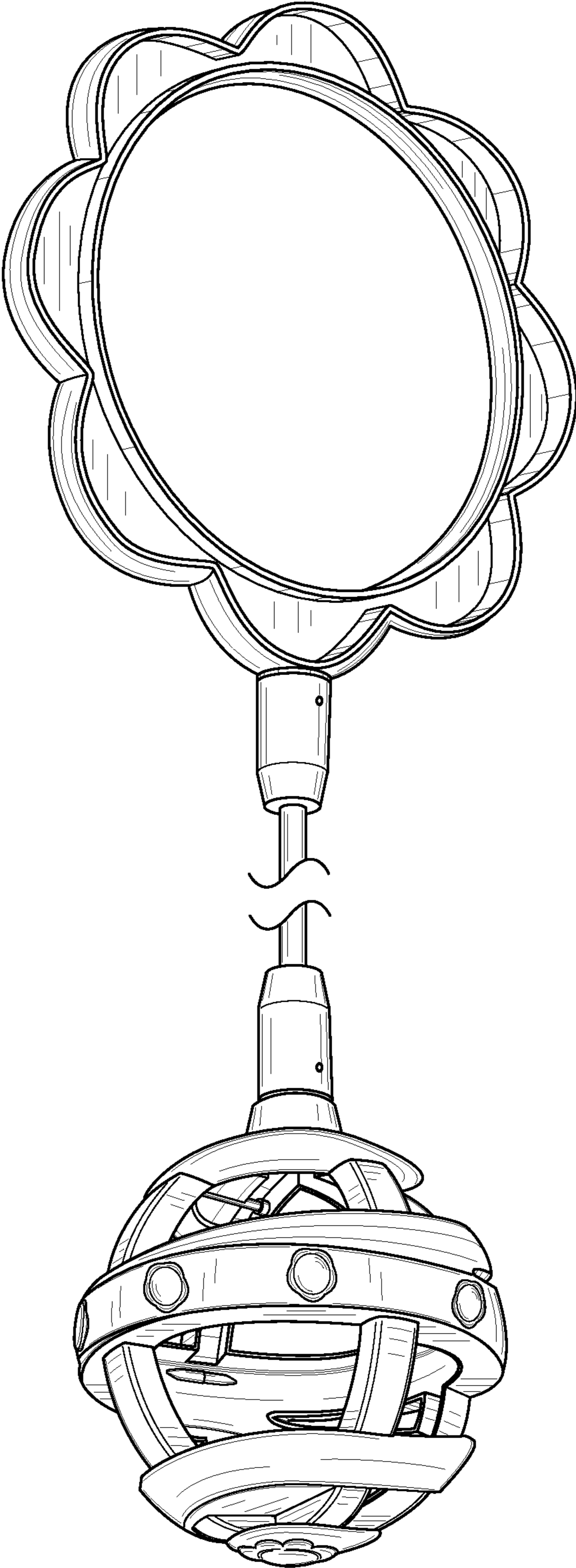


FIG. 2

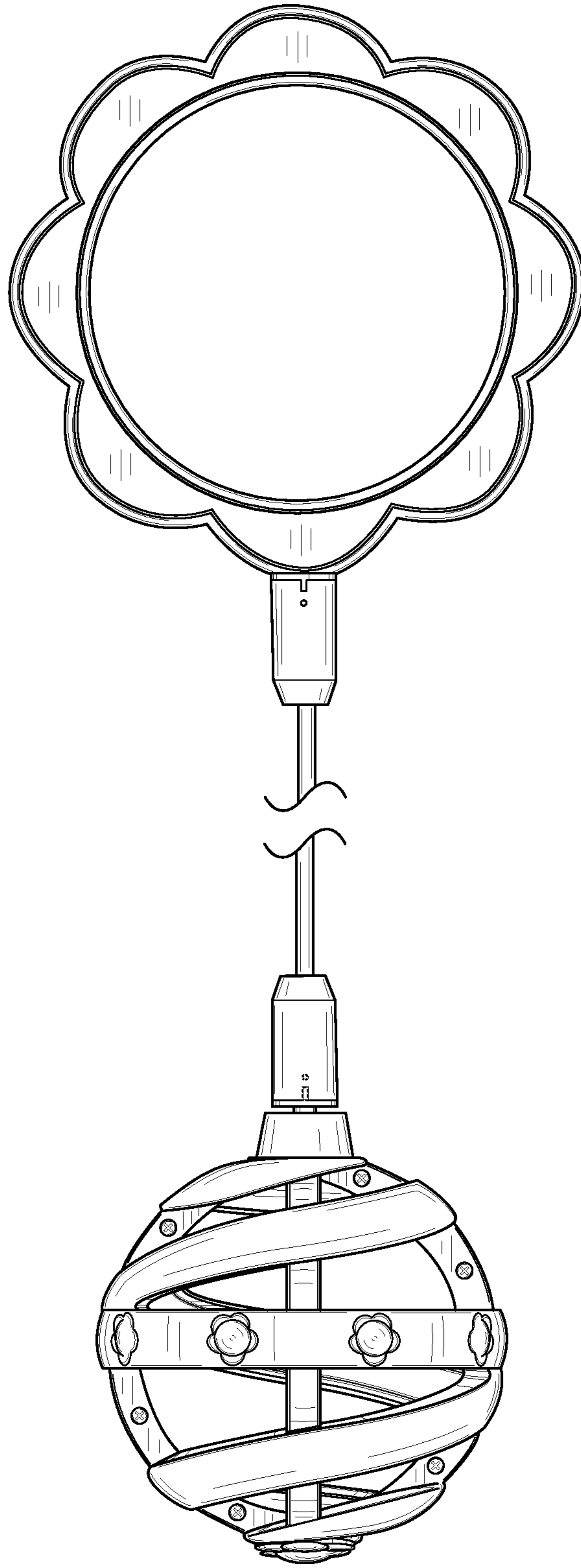


FIG. 3

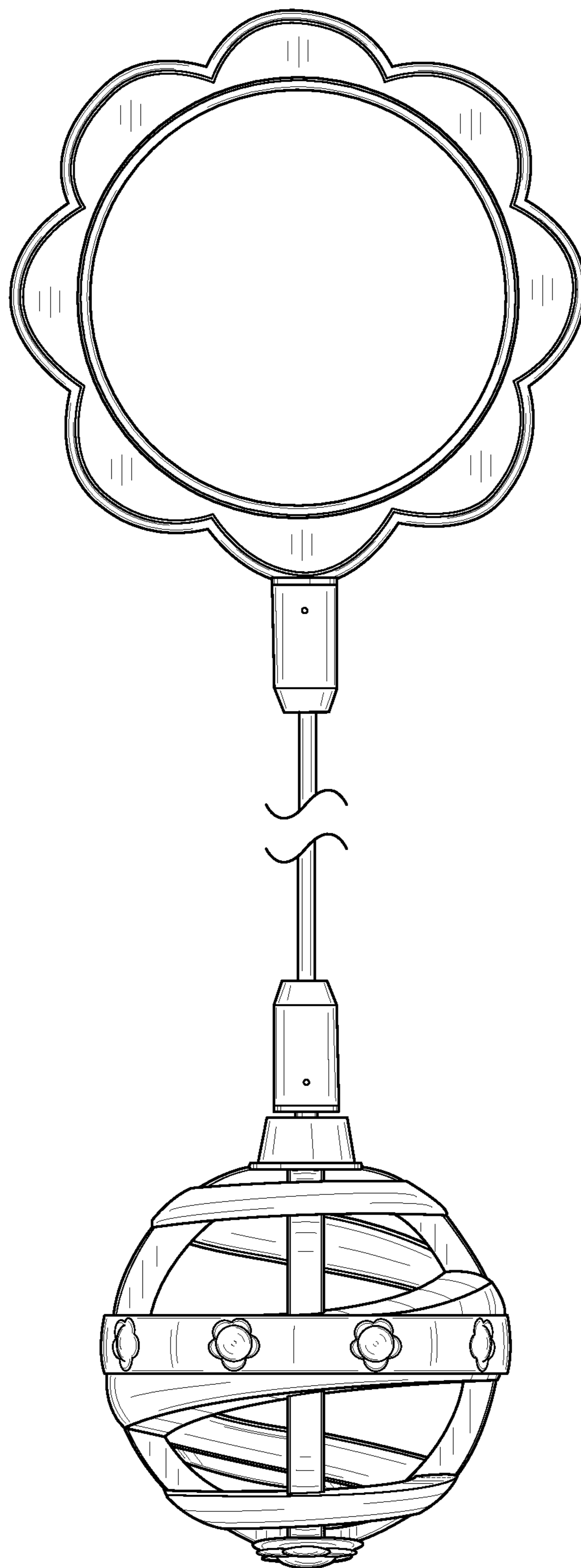


FIG. 4

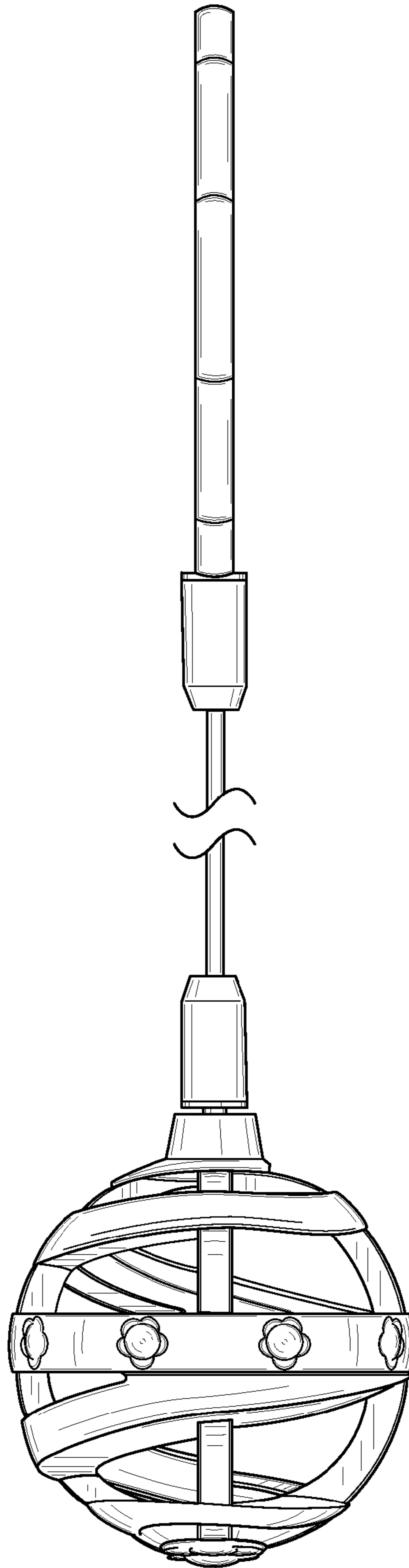


FIG. 5

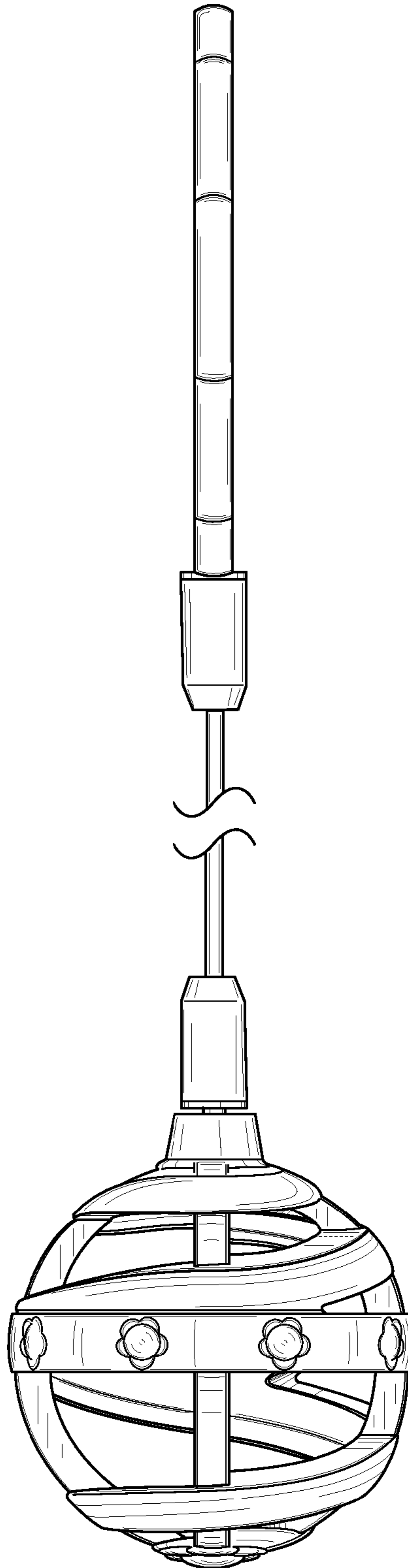


FIG. 6

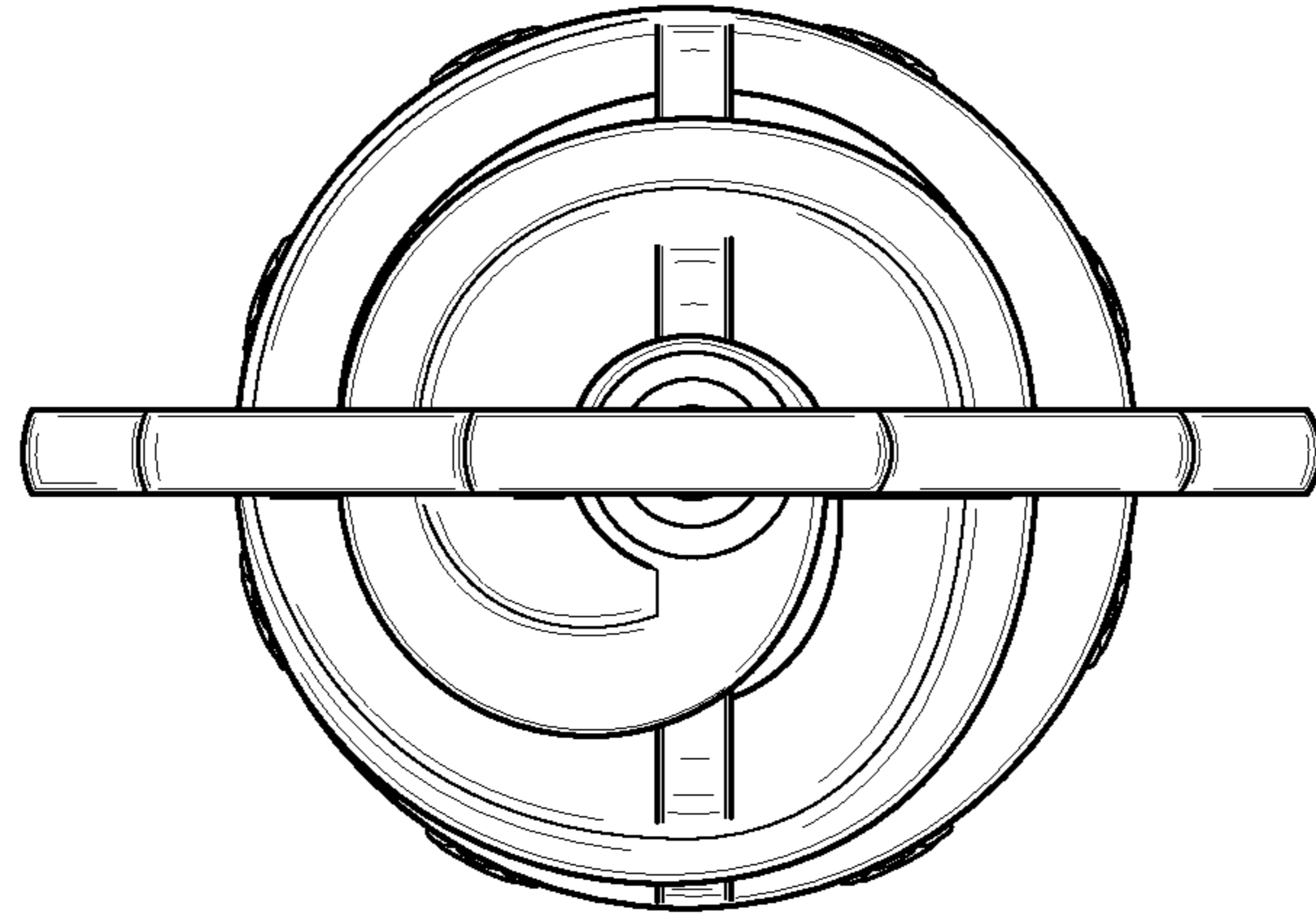


FIG. 7




FIG. 8