



US00D705354S

(12) **United States Design Patent**  
**Shen**

(10) **Patent No.:** **US D705,354 S**

(45) **Date of Patent:** **\*\* May 20, 2014**

(54) **PENCIL SHARPENER**

(71) Applicant: **Shanghai FLOMO Fancy Stationery Co. Ltd., Shanghai (CN)**

(72) Inventor: **Ching Tai Shen, Shanghai (CN)**

(73) Assignee: **Shanghai FLOMO Fancy Stationery Co., Ltd., Shanghai (CN)**

(\*\*) Term: **14 Years**

(21) Appl. No.: **29/462,263**

(22) Filed: **Aug. 1, 2013**

(51) **LOC (10) Cl.** ..... **19-06**

(52) **U.S. Cl.**  
USPC ..... **D19/73**

(58) **Field of Classification Search**  
USPC ..... D19/72, 73, 74; 30/451-462; 144/28.1, 144/28.11, 28.2-28.7, 28.72, 28.8, 28.9  
See application file for complete search history.

(56) **References Cited**

**U.S. PATENT DOCUMENTS**

|               |         |           |           |
|---------------|---------|-----------|-----------|
| 716,732 A *   | 12/1902 | Mead      | 30/461    |
| 4,088,276 A * | 5/1978  | Littleton | 242/396.5 |
| 4,402,354 A * | 9/1983  | Halpern   | 30/454    |

|                |         |                  |           |
|----------------|---------|------------------|-----------|
| D324,997 S *   | 3/1992  | Jones            | D9/529    |
| D387,091 S *   | 12/1997 | Anderson         | D19/73    |
| D426,852 S *   | 6/2000  | Gstalder         | D19/73    |
| D442,993 S *   | 5/2001  | Eisen            | D19/73    |
| D449,072 S *   | 10/2001 | Bennett          | D19/73    |
| D466,940 S *   | 12/2002 | Gstalder         | D19/73    |
| D469,809 S *   | 2/2003  | Gstalder         | D19/73    |
| 6,883,697 B1 * | 4/2005  | Chi Kuo          | 227/76    |
| D533,063 S *   | 12/2006 | Lee et al.       | D9/449    |
| D590,444 S *   | 4/2009  | Farnworth et al. | D19/73    |
| 7,886,395 B2 * | 2/2011  | Farnworth et al. | 15/105.53 |
| D645,749 S *   | 9/2011  | Lee              | D9/504    |
| D696,948 S *   | 1/2014  | Kim              | D9/504    |

\* cited by examiner

*Primary Examiner* — Elizabeth Albert

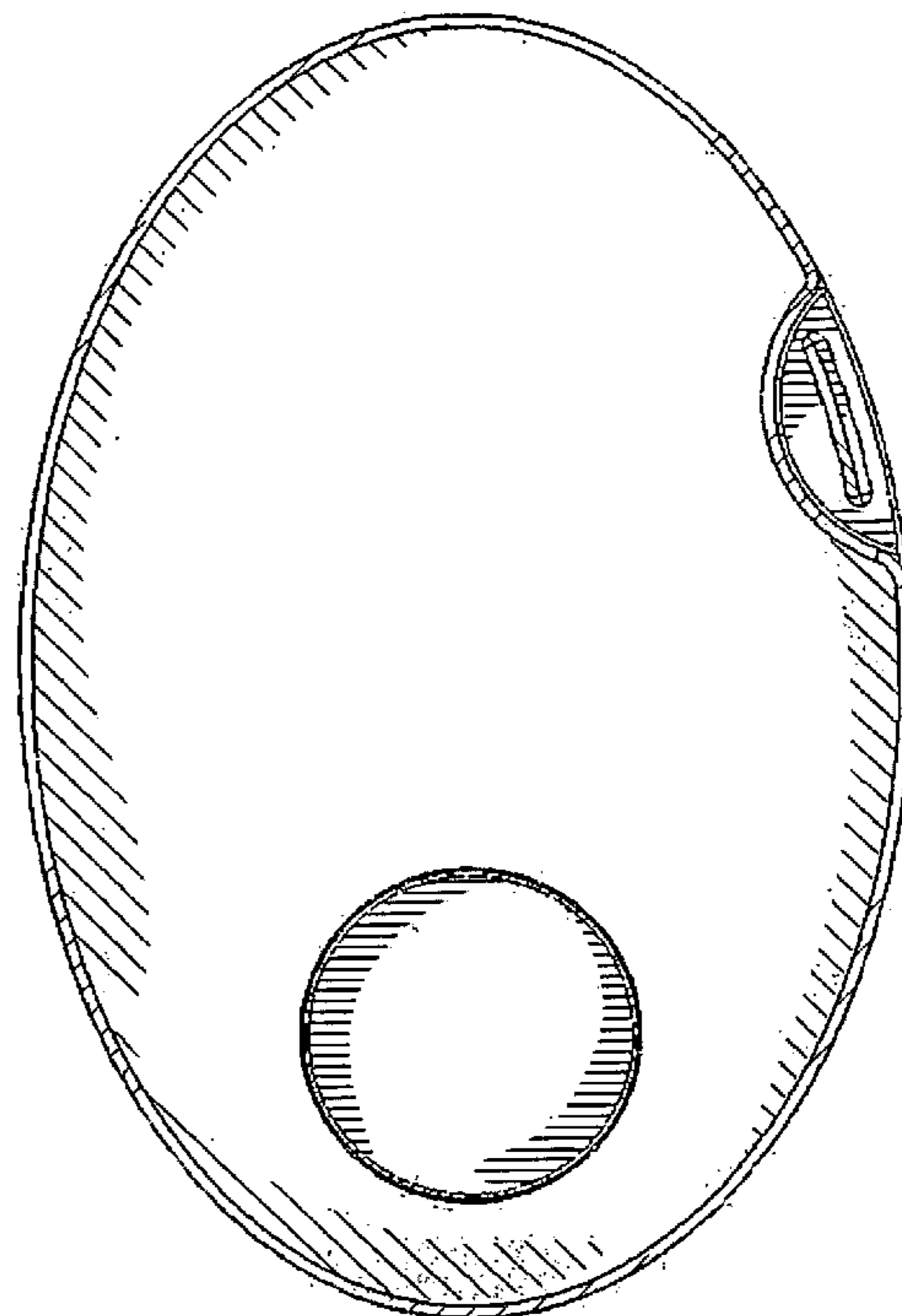
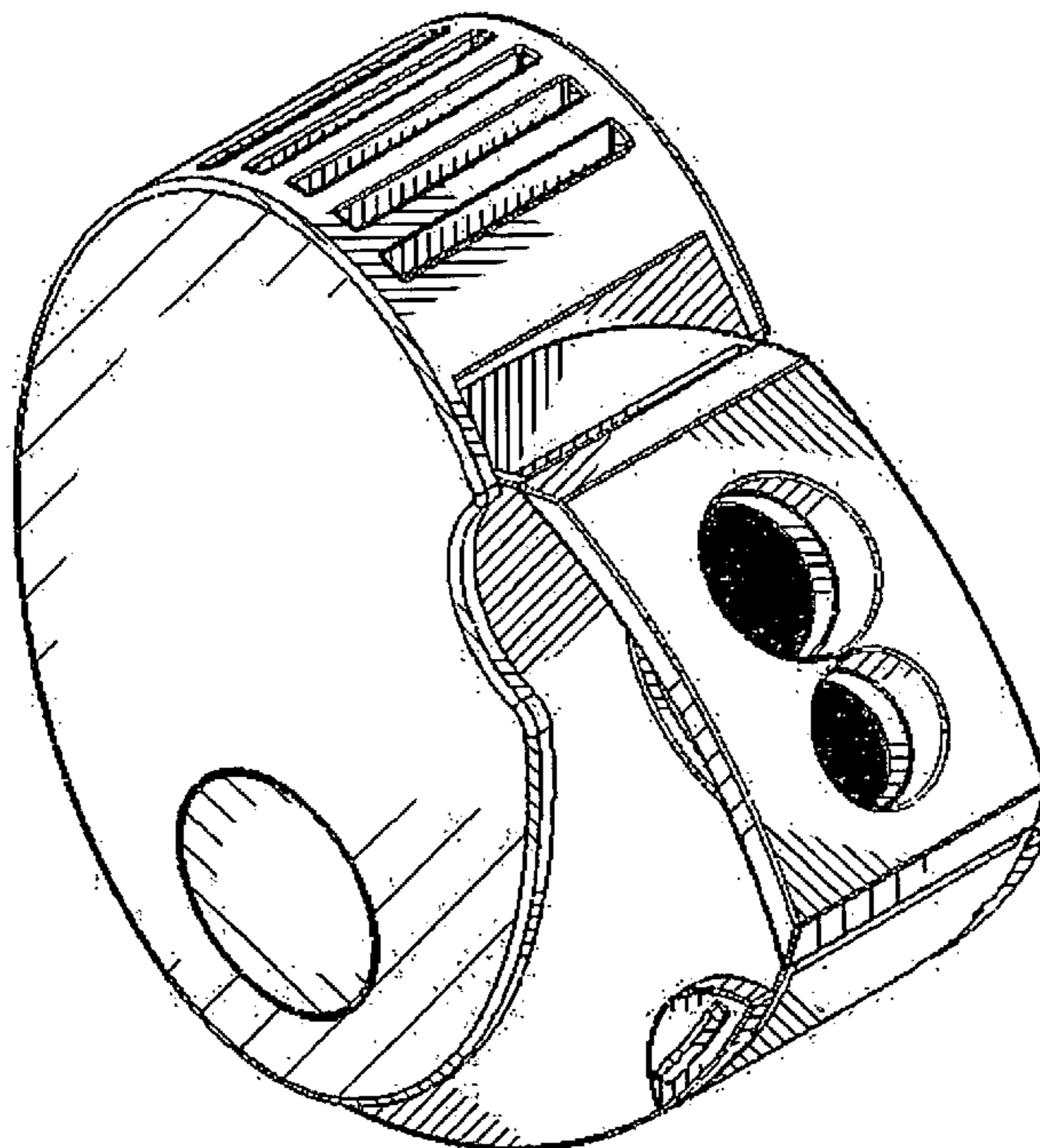
(57) **CLAIM**

The ornamental design for a pencil sharpener, as shown and described.

**DESCRIPTION**

FIG. 1 is the perspective view of the pencil sharpener showing my new design in open position;  
FIG. 2 is the left side view thereof in closed position;  
FIG. 3 is the right side view thereof;  
FIG. 4 is the top plan view thereof;  
FIG. 5 is the bottom plan view thereof;  
FIG. 6 is the front elevational view thereof; and,  
FIG. 7 is the rear elevational view thereof.

**1 Claim, 7 Drawing Sheets**



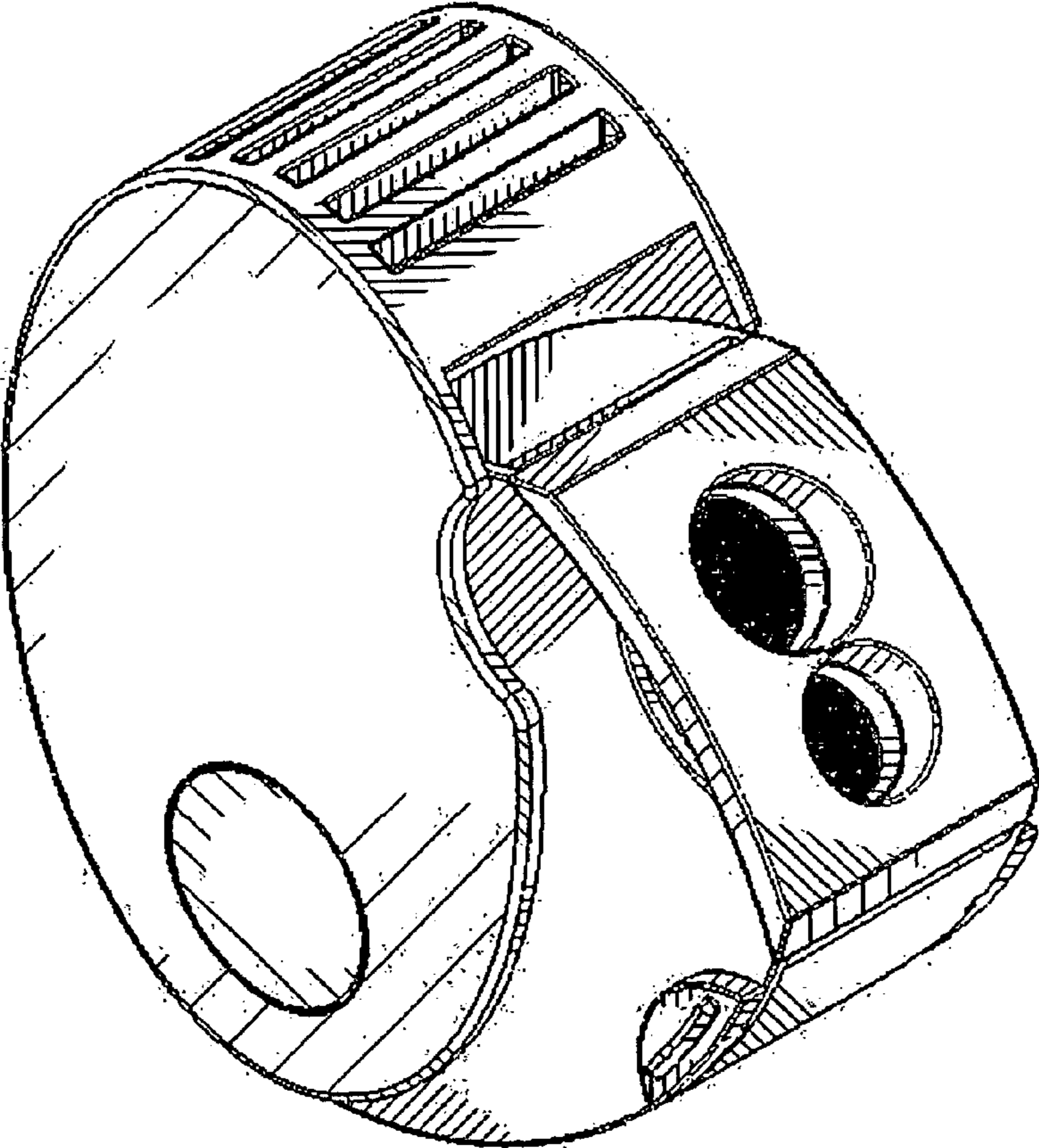


Fig. 1




Fig. 2

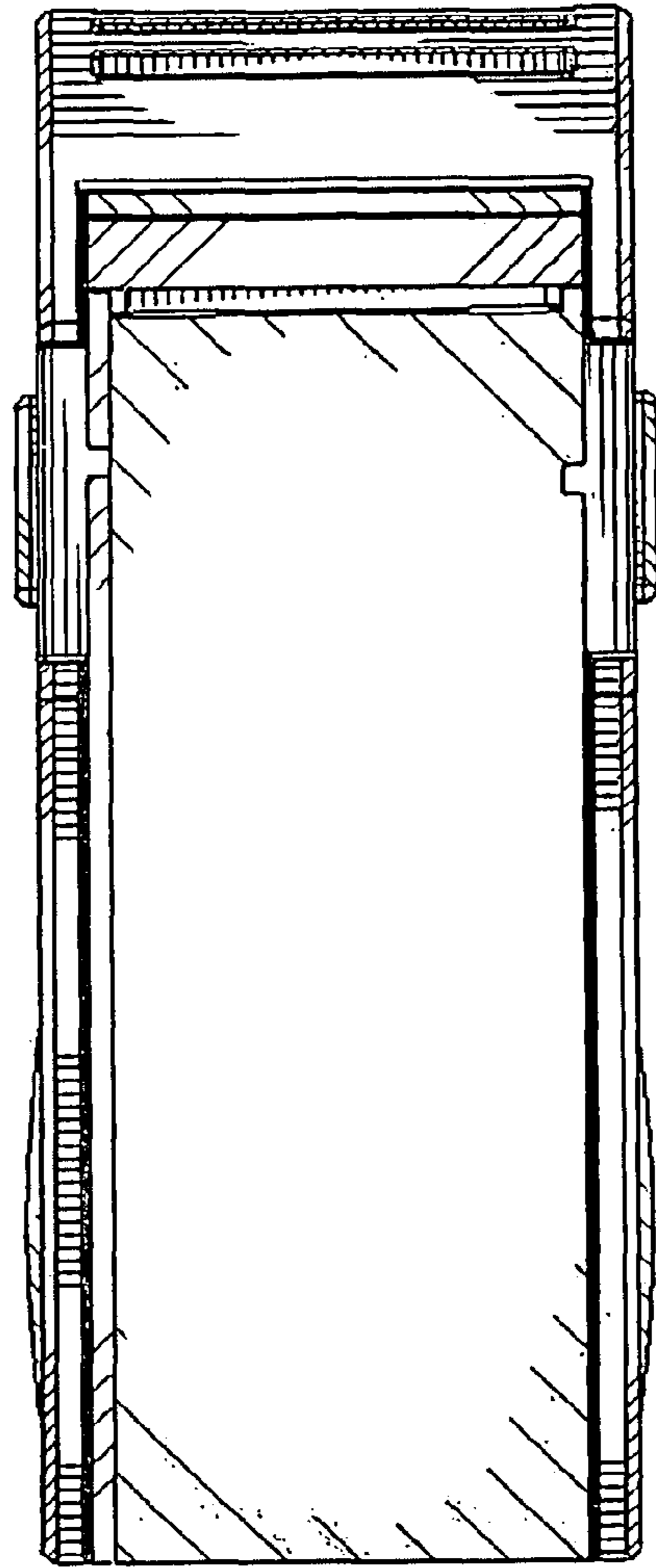


Fig. 3

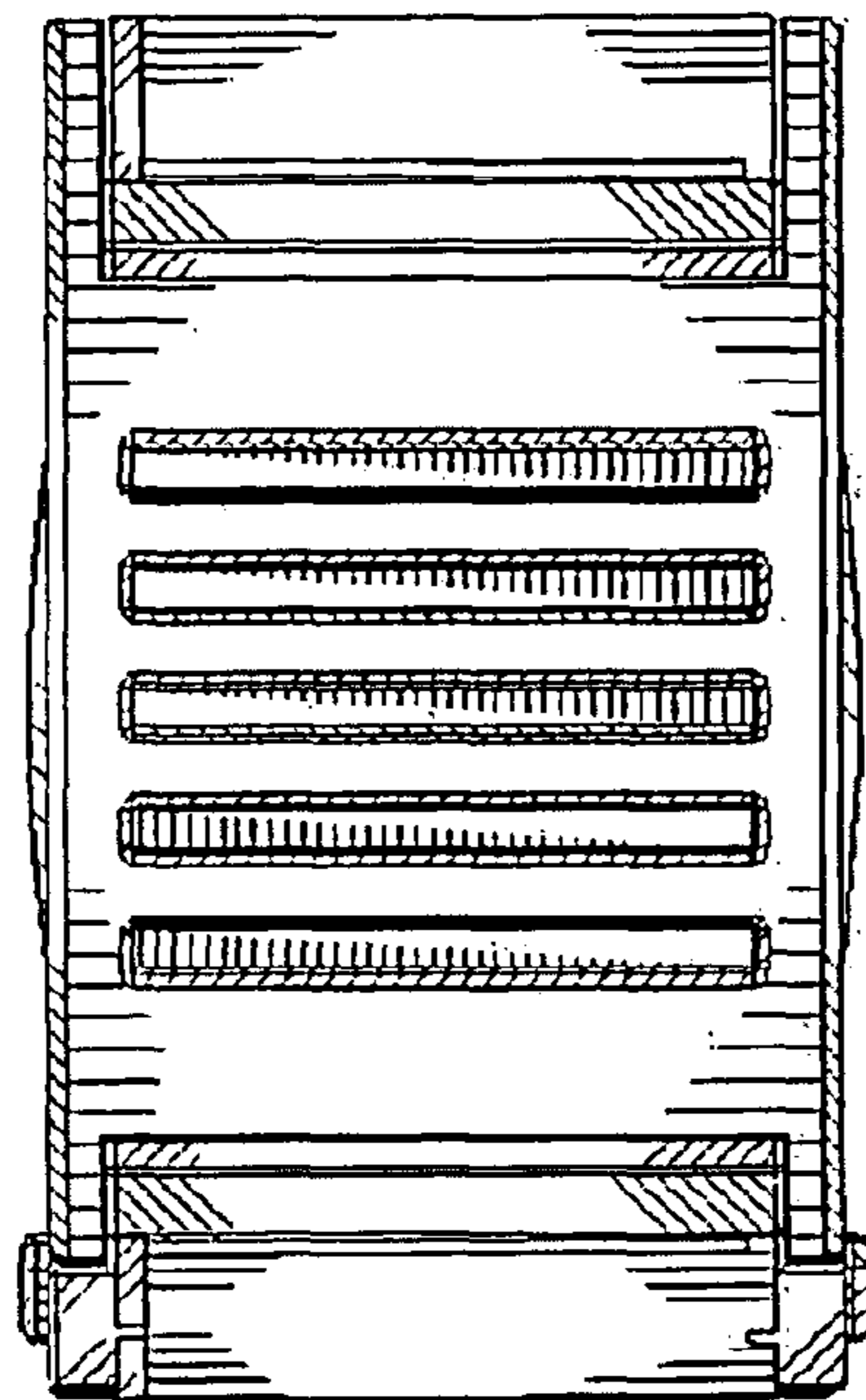


Fig. 4


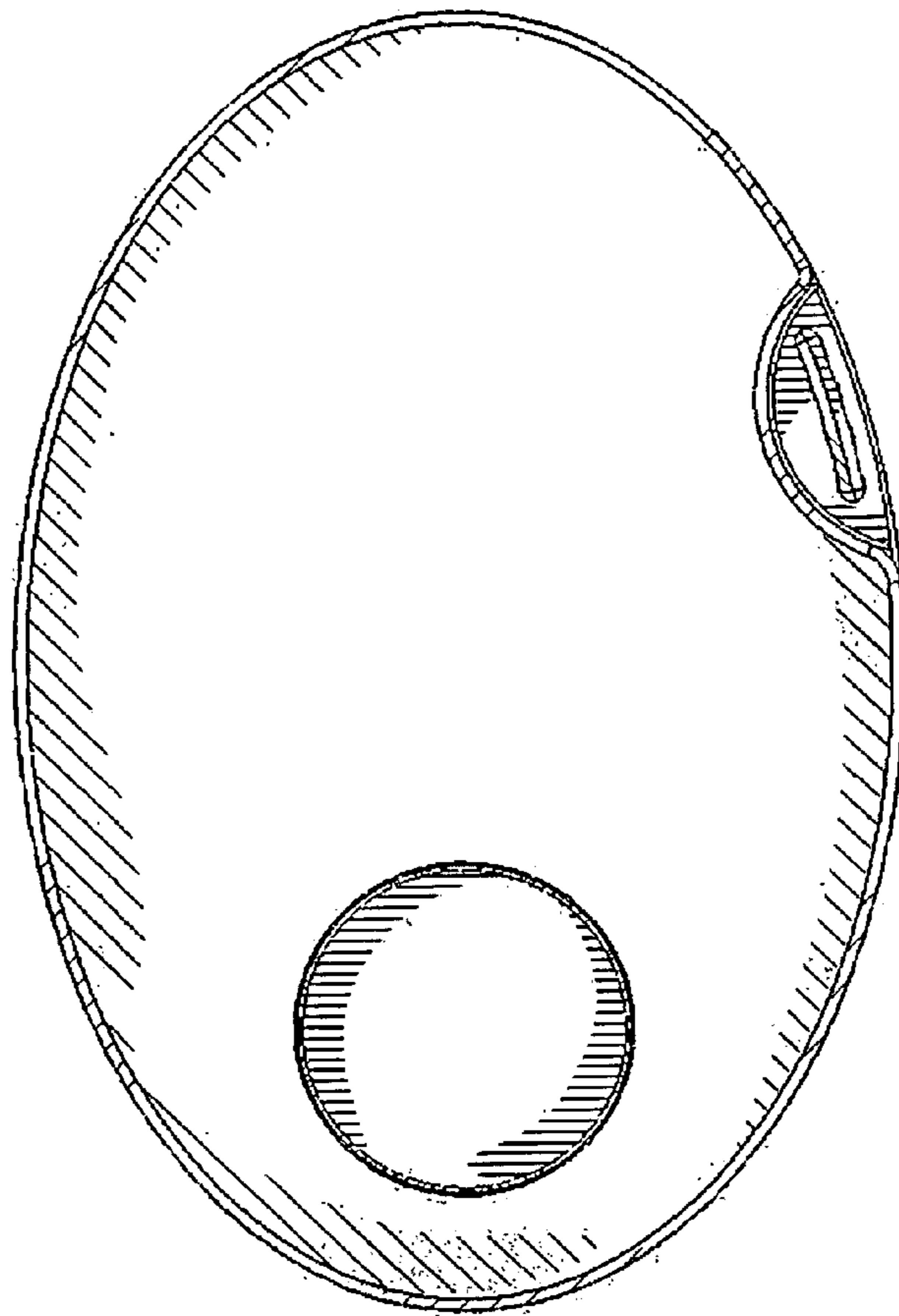


Fig. 5



**Fig. 6**

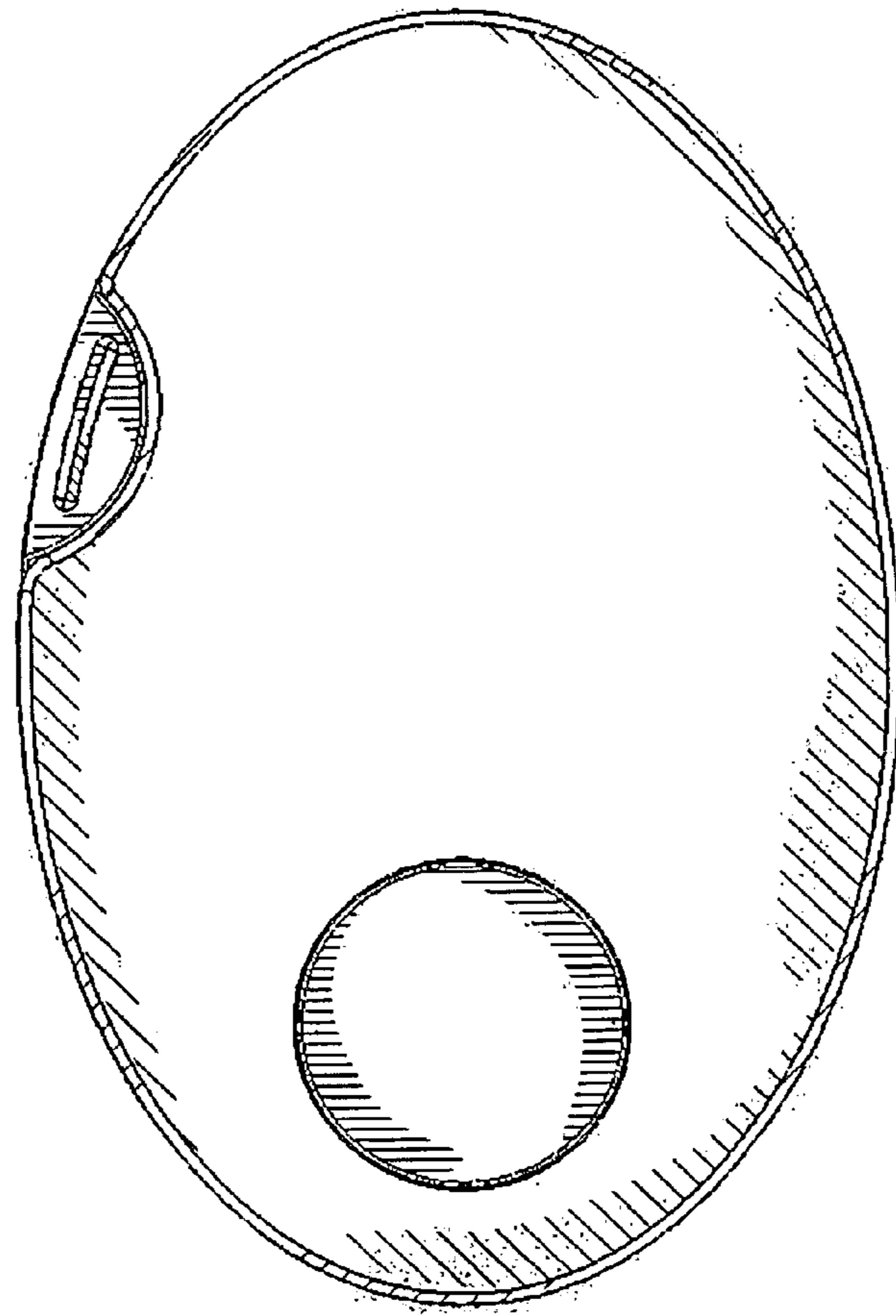


Fig. 7