



US00D705341S

(12) **United States Design Patent**
Ho

(10) **Patent No.:** **US D705,341 S**

(45) **Date of Patent:** **** May 20, 2014**

(54) **PAIR OF TEMPLE ARMS FOR AN EYEGLASS FRAME**

(71) Applicant: **Patrick C. Ho**, Hilton, NY (US)

(72) Inventor: **Patrick C. Ho**, Hilton, NY (US)

(73) Assignee: **Alpha Primitus, Inc.**, Central (HK)

(**) Term: **14 Years**

(21) Appl. No.: **29/436,714**

(22) Filed: **Nov. 8, 2012**

(51) **LOC (10) Cl.** **16-06**

(52) **U.S. Cl.**
USPC **D16/323**; D16/335

(58) **Field of Classification Search**
USPC D16/101, 300–342, 900; D29/109–110;
351/41, 44, 51–52, 62, 158, 92,
351/103–123, 140–153, 45–46; 2/426–432,
2/447–449, 441, 434–437, 13, 15;
D21/483, 659–661; D14/372
See application file for complete search history.

(56) **References Cited**

U.S. PATENT DOCUMENTS

D139,613	S	*	12/1944	Norton	D16/323
4,968,128	A		11/1990	Mendola		
D342,081	S	*	12/1993	Fynan	D16/335
D352,725	S	*	11/1994	Charriol	D16/320
D377,040	S	*	12/1996	Khantzis et al.	D16/317
D417,462	S	*	12/1999	Chang	D16/327
D482,384	S	*	11/2003	Frederik Anton Thiele et al.	D16/328
D537,102	S	*	2/2007	Lovegrove	D16/326
7,185,982	B2	*	3/2007	Dietz	351/123
D552,667	S	*	10/2007	Smith	D16/342
D558,253	S	*	12/2007	Moulier	D16/316
D581,445	S	*	11/2008	Nakanishi	D16/315
7,524,052	B2		4/2009	Esses		
7,530,688	B2		5/2009	Grogan et al.		

D595,759	S	*	7/2009	Gonzalez	D16/335
7,588,331	B2		9/2009	Burnstein		
7,591,554	B2		9/2009	Guerrero		
7,665,839	B1		2/2010	Tedeschi		
7,677,721	B2		3/2010	Siu		
D614,227	S	*	4/2010	Muthsam	D16/321
7,712,893	B2		5/2010	Dobashi		
7,726,806	B2		6/2010	Boulas et al.		
7,874,668	B2		1/2011	Brousseau et al.		
7,874,669	B2		1/2011	Moritz et al.		

(Continued)

FOREIGN PATENT DOCUMENTS

WO 200913111 A1 9/2009

OTHER PUBLICATIONS

International Search Report and Written Opinion of PCT Application No. PCT/US2013/022552, dated Aug. 13, 2013.

Primary Examiner — Raphael Barkai

(74) *Attorney, Agent, or Firm* — Joseph M. Noto; Bond Schoeneck & King PLLC

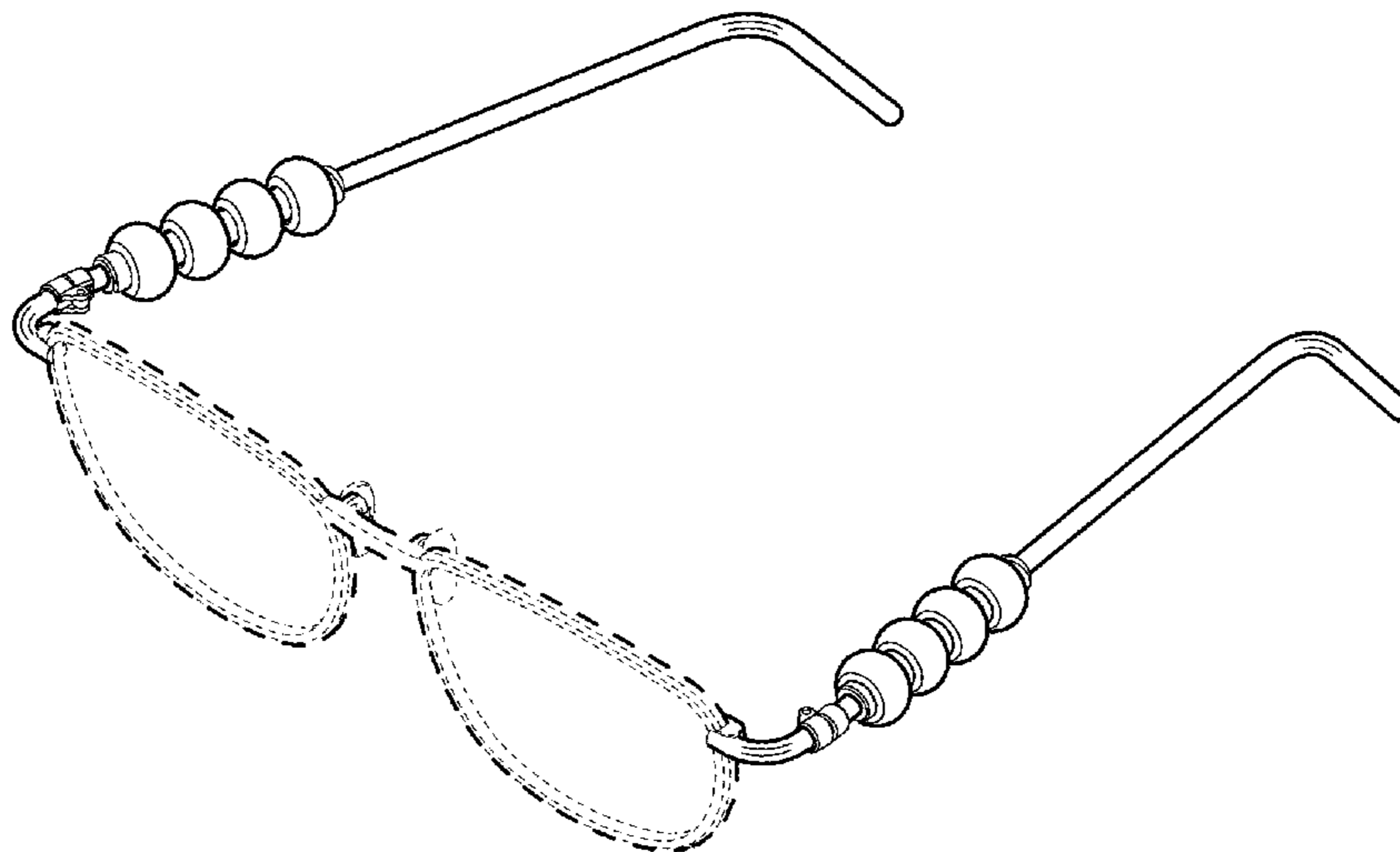
(57) **CLAIM**

The ornamental design for a pair of temple arms for an eyeglass frame, as shown and described.

DESCRIPTION

FIG. 1 is a perspective view of a pair of temple arms for my new design shown in the environment of an eyeglass frame; FIG. 2 is a front elevational view thereof; FIG. 3 is a rear elevational view thereof; FIG. 4 is a side elevational view, wherein the other side is a mirror image thereof; FIG. 5 is a top plan view thereof; and, FIG. 6 is a bottom plan view thereof. The broken lines showing the front of the eyeglass frame are for the purpose of illustrating environment structure and form no part of the claimed design.

1 Claim, 6 Drawing Sheets



(56)

References Cited

U.S. PATENT DOCUMENTS

7,874,670	B2	1/2011	Buggs et al.		2009/0122253	A1	5/2009	Clay
7,891,807	B2	2/2011	Mansuy		2009/0147213	A1	6/2009	Poole
7,901,070	B2	3/2011	Burnstein		2009/0273754	A1	11/2009	Ridgeway
7,914,143	B2	3/2011	Heim		2010/0002185	A1	1/2010	Zelman
D640,733	S *	6/2011	Ho	D16/328	2010/0002186	A1	1/2010	Zelman
8,123,351	B2	2/2012	Moritz et al.		2010/0014045	A1	1/2010	MacCallum
8,167,426	B2	5/2012	Lampru		2011/0080555	A1	4/2011	Chow
8,201,938	B2	6/2012	Rhee		2011/0116032	A1	5/2011	Brousseau et al.
D671,980	S *	12/2012	Sallard	D16/323	2012/0002158	A1	1/2012	Jirsa et al.
D675,670	S *	2/2013	Fuchs	D16/335	2012/0075571	A1	3/2012	Silver
2008/0231796	A1	9/2008	Zoullas et al.		2012/0075572	A1	3/2012	Silver et al.
2008/0273162	A1	11/2008	Porter		2012/0127419	A1	5/2012	Moore et al.
					2012/0133883	A1	5/2012	Mezher
					2012/0224135	A1	9/2012	Moritz et al.

* cited by examiner

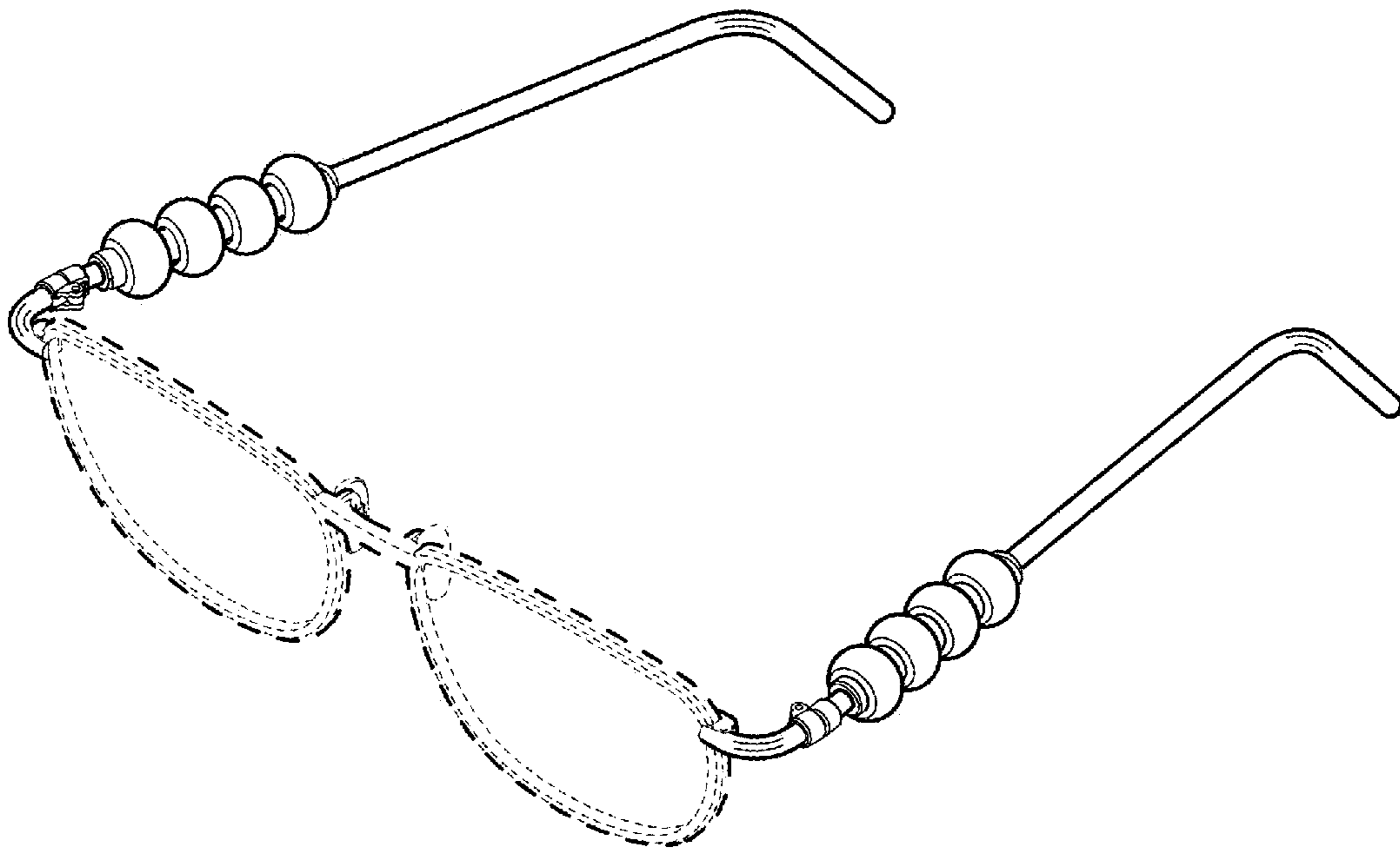


FIG. 1

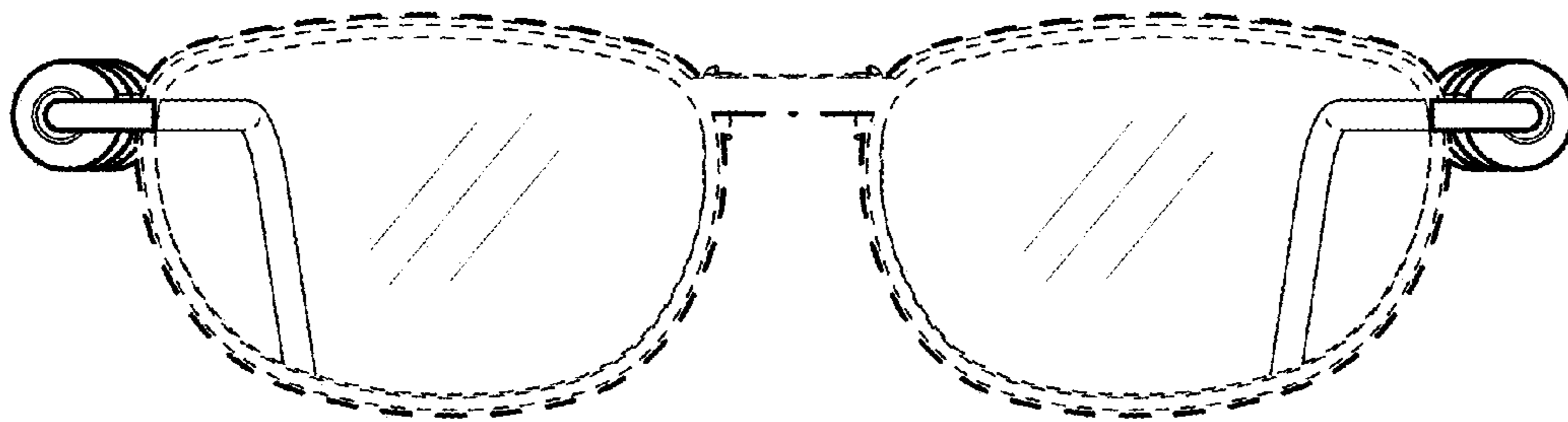


FIG. 2

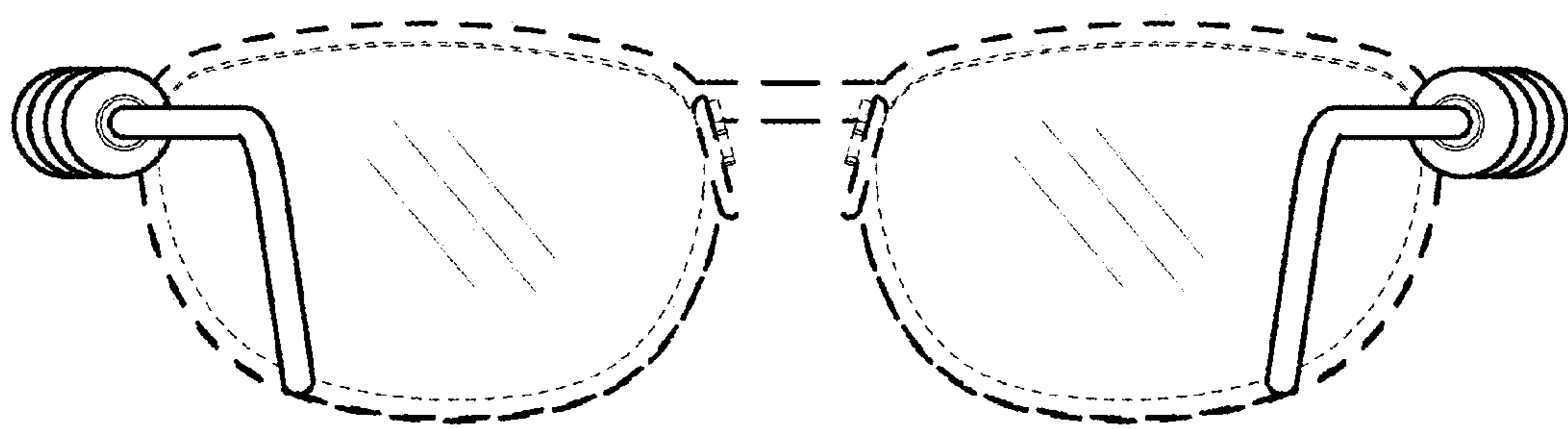


FIG. 3

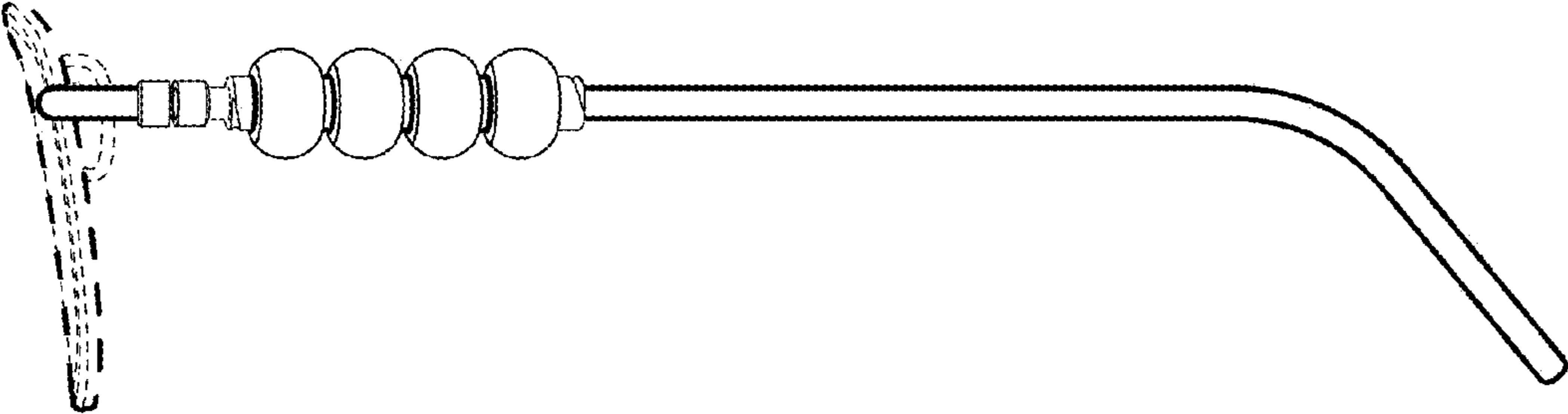


FIG. 4

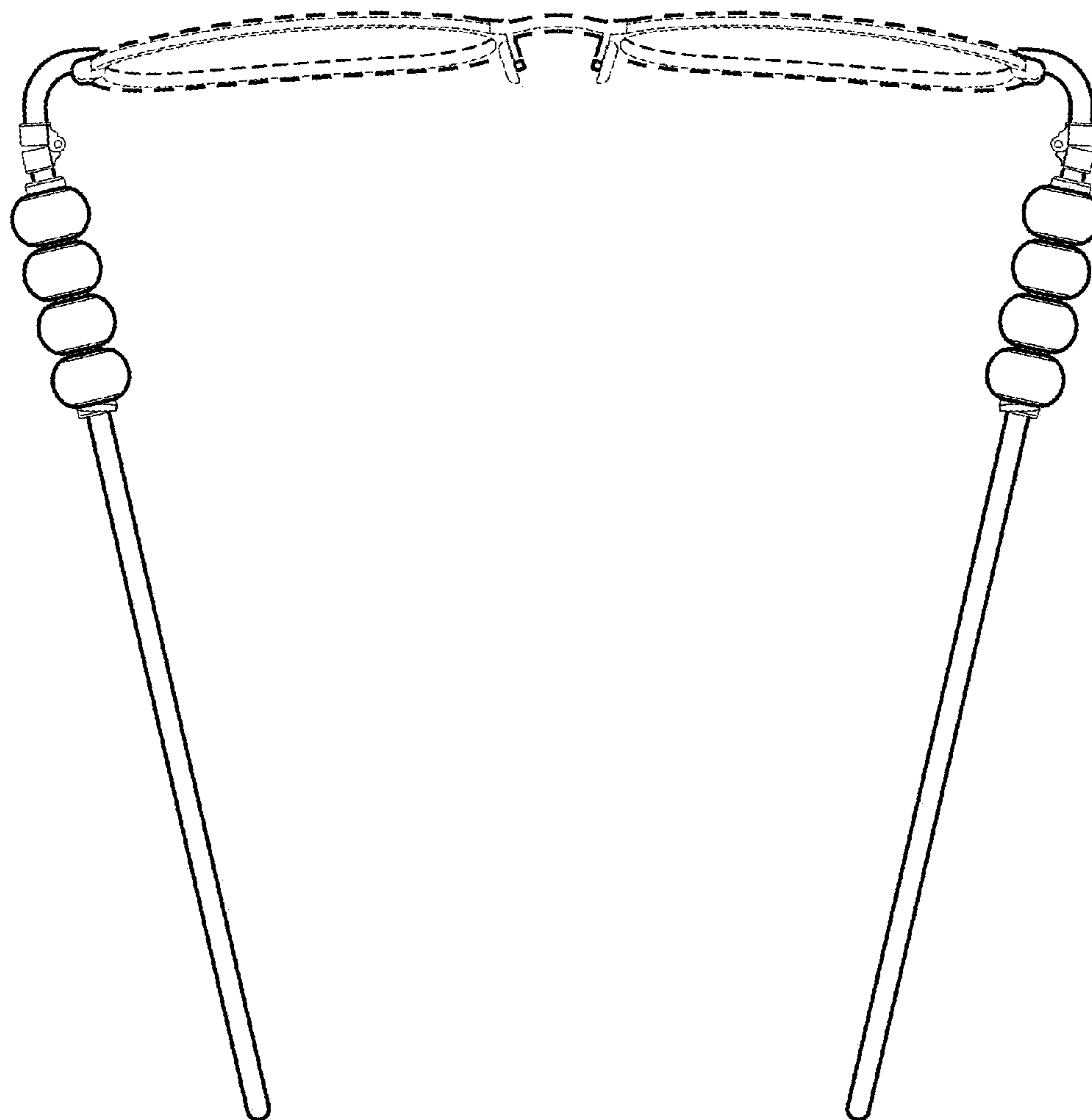


FIG. 5

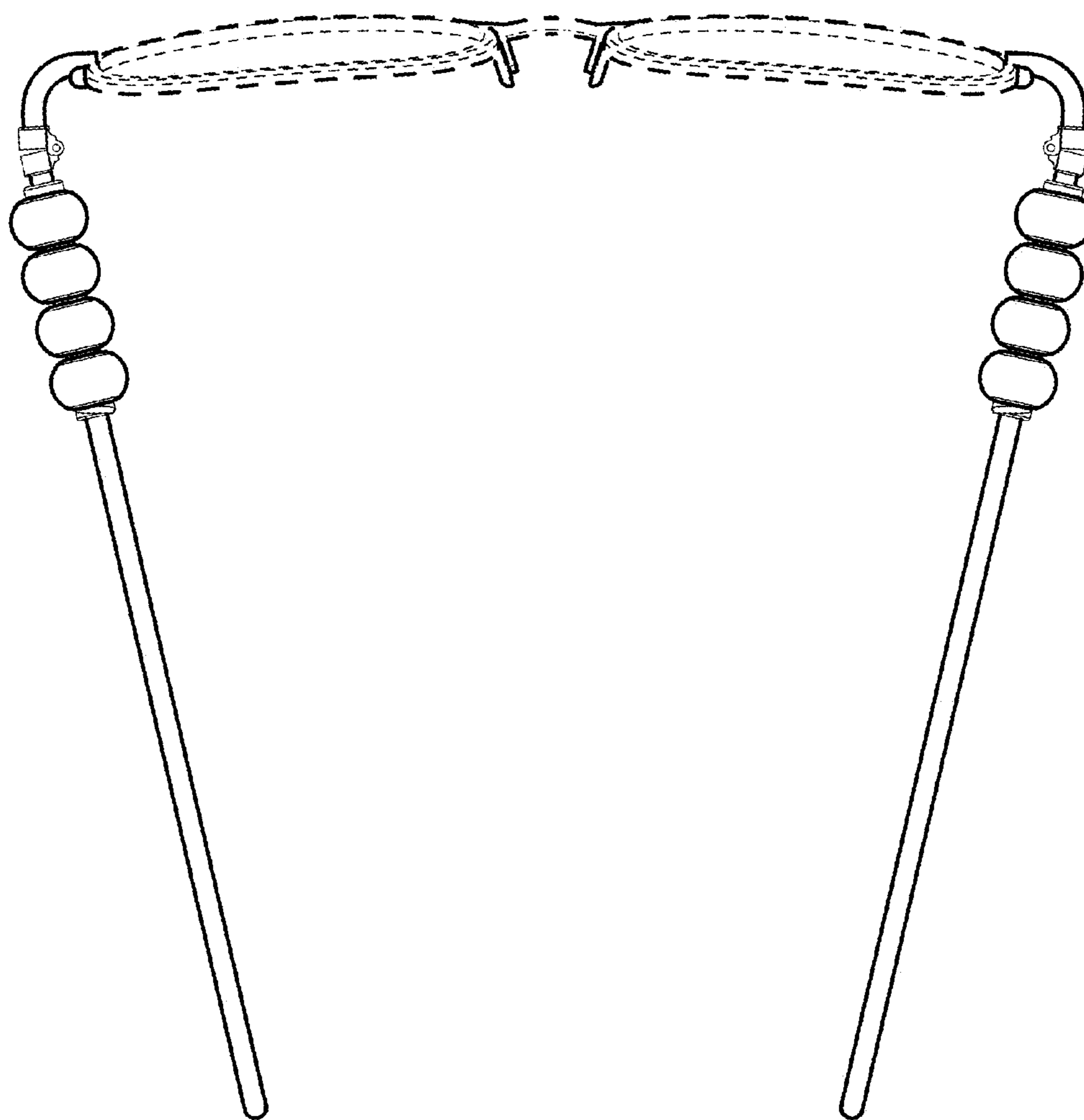


FIG. 6