



US00D705339S

(12) **United States Design Patent**
Yoo

(10) **Patent No.:** **US D705,339 S**

(45) **Date of Patent:** **** May 20, 2014**

(54) **EYEGLASS**

(75) Inventor: **George Yoo**, Aliso Viejo, CA (US)

(73) Assignee: **Oakley, Inc.**, Foothill Ranch, CA (US)

(**) Term: **14 Years**

(21) Appl. No.: **29/407,956**

(22) Filed: **Dec. 5, 2011**

(51) **LOC (10) Cl.** **16-06**

(52) **U.S. Cl.**
USPC **D16/315**

(58) **Field of Classification Search**
USPC D16/101, 300–342, 900; D29/109–110;
351/41, 44, 51–52, 62, 158, 92,
351/103–123, 140–153, 63, 59, 45–46;
2/426–432, 447–449, 441, 434–437,
2/13, 15; D21/483, 659–661; D14/372
See application file for complete search history.

D564,568 S	3/2008	Moritz	
D564,571 S	3/2008	Jannard et al.	
D569,412 S	5/2008	Jannard et al.	
D581,446 S	11/2008	Yee	
D581,447 S	11/2008	Yee	
D582,960 S	* 12/2008	Fuchs D16/315
D583,851 S	12/2008	Lane	
D584,330 S	1/2009	Chen	
7,497,569 B2	3/2009	Webb	
D590,432 S	4/2009	Yee	
D591,787 S	5/2009	Yee	
D599,836 S	9/2009	Rohrbach	
D600,269 S	9/2009	Masui	
D601,613 S	* 10/2009	Yee D16/315
D615,580 S	* 5/2010	Baden et al. D16/326
D622,755 S	8/2010	Yee	
D623,683 S	9/2010	Rohrbach	
D640,725 S	6/2011	Moritz et al.	
D652,442 S	* 1/2012	Yee et al. D16/326
D654,529 S	* 2/2012	Markovitz et al. D16/315

(Continued)

Primary Examiner — Raphael Barkai

(74) *Attorney, Agent, or Firm* — Knobbe Martens Olson & Bear, LLP

(56) **References Cited**

U.S. PATENT DOCUMENTS

D196,000 S	8/1963	McNeill
4,787,730 A	11/1988	Bristol
D398,021 S	9/1998	Bolle
D469,459 S	1/2003	Moritz
D474,223 S	5/2003	Chen
D476,354 S	6/2003	Chen
D483,392 S	12/2003	Chen
D508,515 S	8/2005	Yee et al.
D511,540 S	11/2005	Hsu
D514,613 S	2/2006	Jannard et al.
D529,066 S	9/2006	Matera
D543,572 S	5/2007	Yee et al.
D543,574 S	5/2007	Jannard et al.
7,222,958 B1	5/2007	Chiou
D544,020 S	6/2007	Thixton et al.
D545,868 S	7/2007	Chuang
D553,173 S	10/2007	Baden et al.
D553,177 S	10/2007	Chen

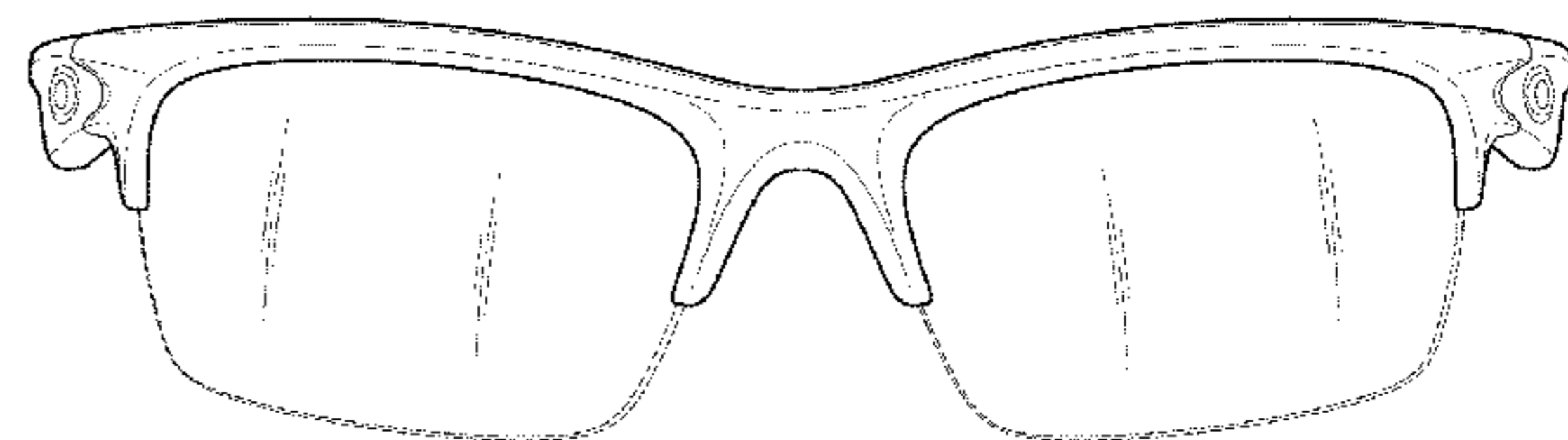
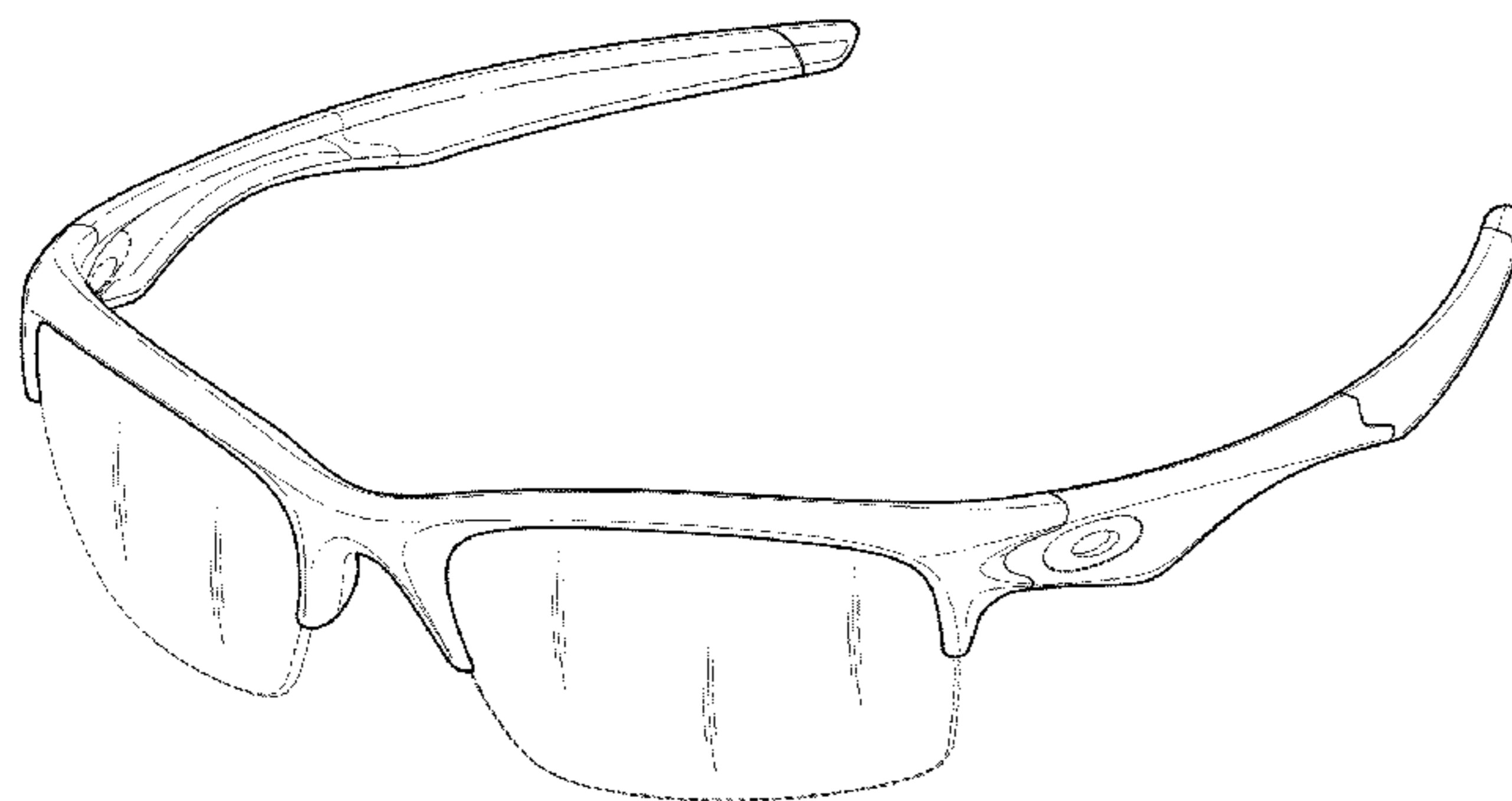
(57) **CLAIM**

The ornamental design for an eyeglass, as shown and described.

DESCRIPTION

FIG. 1 is a front perspective view of an eyeglass of the present invention;
FIG. 2 is a front elevational view thereof;
FIG. 3 is a rear elevational view thereof;
FIG. 4 is a left side elevational view thereof, the right side elevational view being a mirror image thereof;
FIG. 5 is a top plan view thereof; and,
FIG. 6 is a bottom plan view thereof.
The broken line portions of the drawings are for illustrative purposes only and form no part of the claimed design.

1 Claim, 4 Drawing Sheets



US D705,339 S

Page 2

(56)

References Cited

U.S. PATENT DOCUMENTS

D659,181 S *	5/2012	Moritz	D16/326	
D675,664 S *	2/2013	Moritz	D16/315	* cited by examiner
D681,093 S *	4/2013	Slosar et al.	D16/315	
D692,047 S *	10/2013	Shin	D16/325	
2006/0238700 A1	10/2006	Del Vecchio		

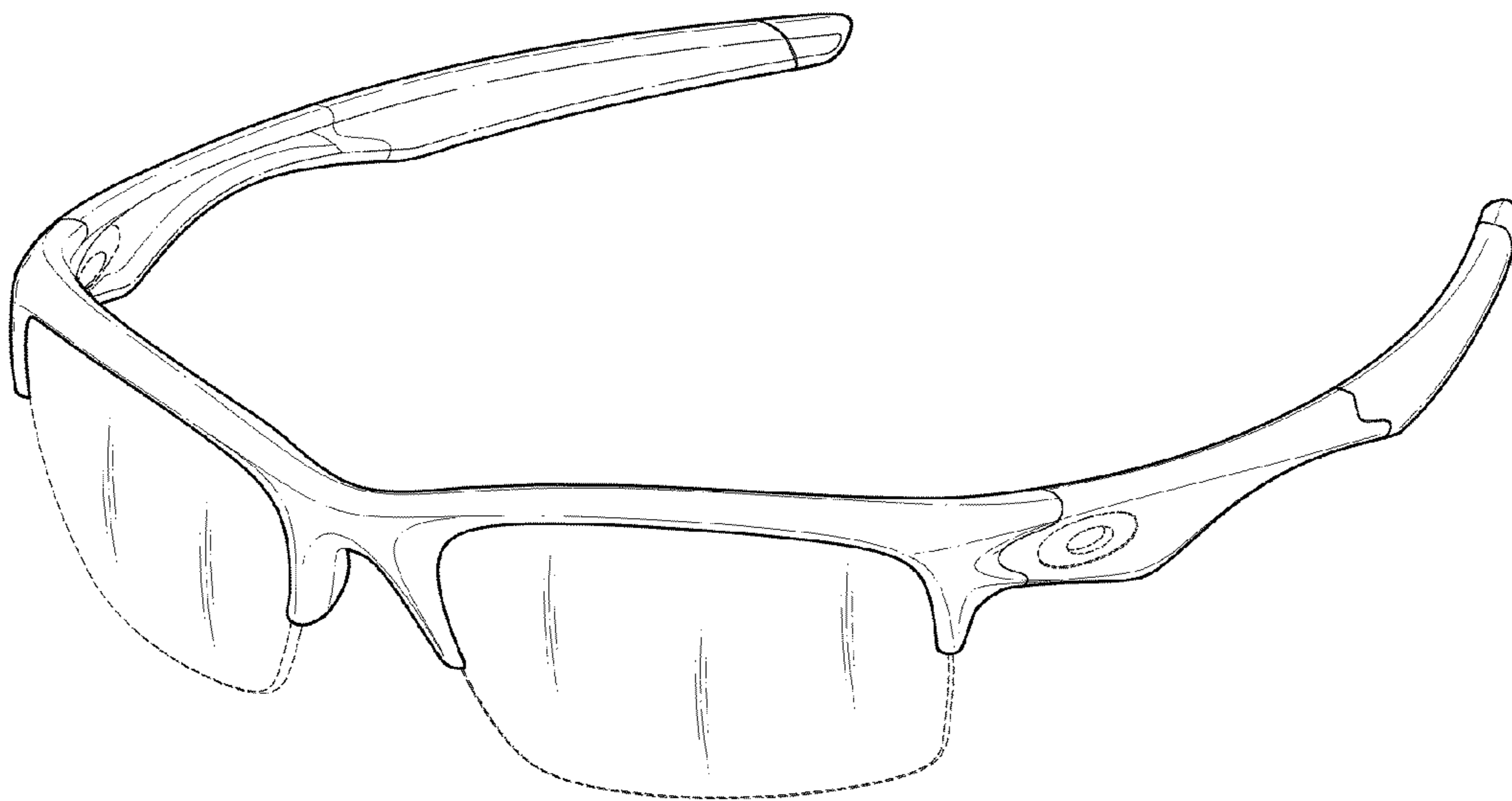


FIG. 1

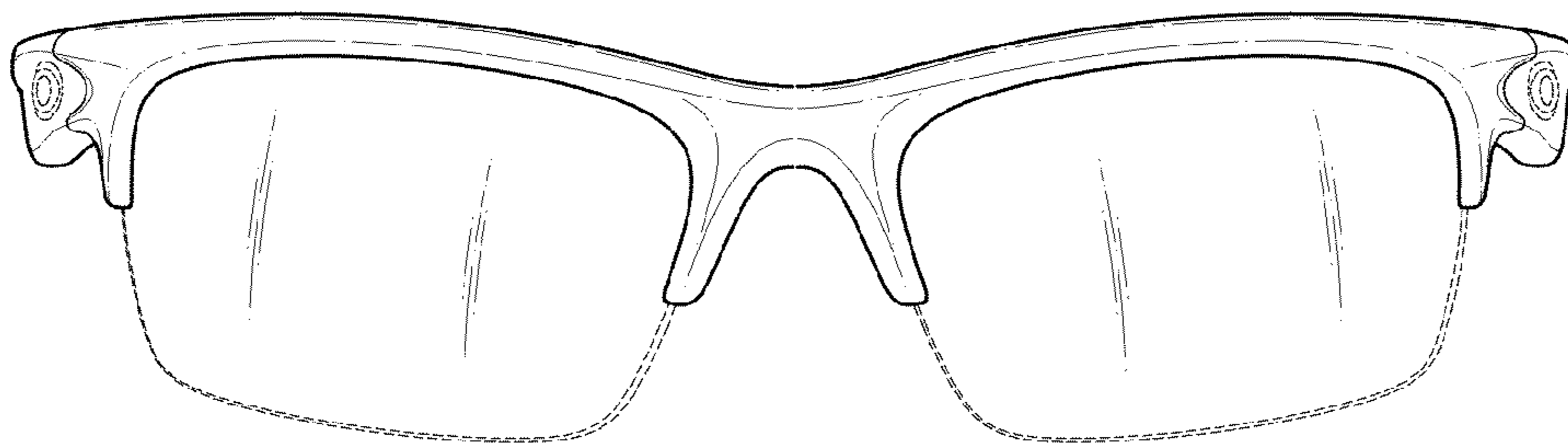


FIG. 2

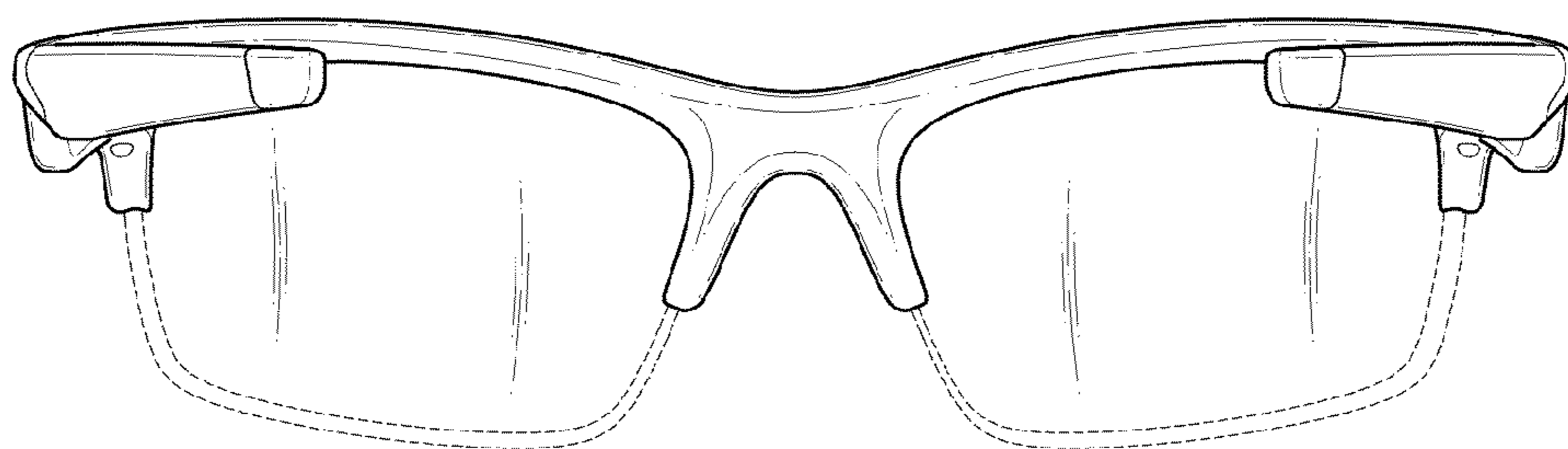


FIG. 3

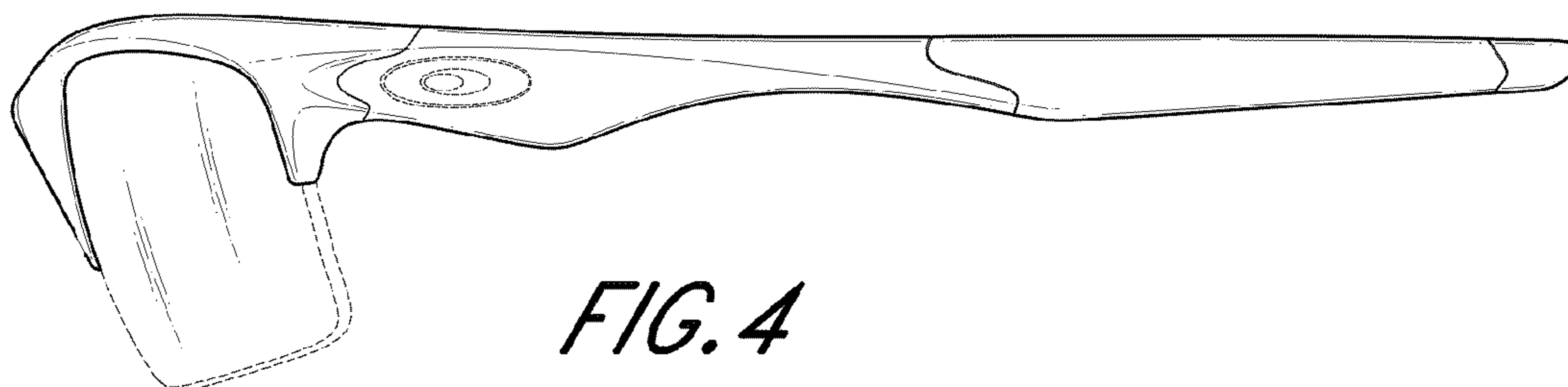


FIG. 4

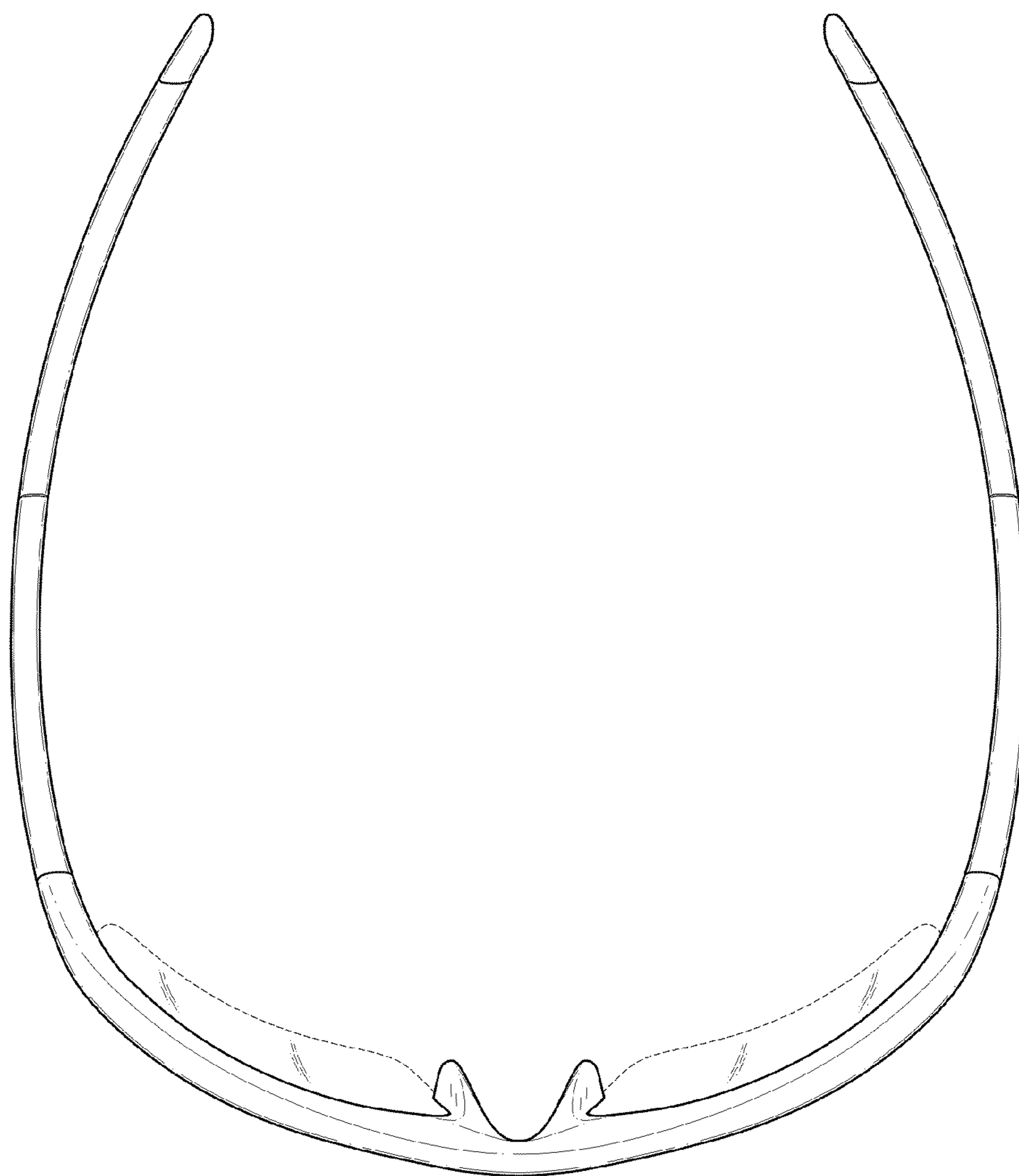


FIG. 5

FIG. 6

