



US00D705300S

(12) **United States Design Patent**
Huschka

(10) **Patent No.:** **US D705,300 S**

(45) **Date of Patent:** **** May 20, 2014**

(54) **HORIZONTAL SEMI-HEXAGONAL EYEGLASS LENS WITH SHALLOW HORIZONTAL SEMI-OVULAR APERTURE**

(71) Applicant: **KM Fashion Eyewear, LLC**,
Paramount, CA (US)

(72) Inventor: **Todd Huschka**, Madison, WI (US)

(73) Assignee: **KM Fashion Eyewear, LLC**,
Paramount, CA (US)

(**) Term: **14 Years**

(21) Appl. No.: **29/472,878**

(22) Filed: **Nov. 17, 2013**

Related U.S. Application Data

(62) Division of application No. 29/450,158, filed on Mar. 15, 2013, now Pat. No. Des. 697,107.

(51) **LOC (10) Cl.** **16-06**

(52) **U.S. Cl.**
USPC **D16/101; D16/315**

(58) **Field of Classification Search**
USPC D16/101, 300-342, 900; D29/109-110;
351/41, 44, 51-52, 62, 158, 92,
351/103-123, 140-153, 63, 59, 45-46;
2/426-432, 447-449, 441, 434-437,
2/13, 15; D21/483, 659-661; D14/372
See application file for complete search history.

(56) **References Cited**

U.S. PATENT DOCUMENTS

D74,365 S * 2/1928 Giglio D16/326
D408,432 S * 4/1999 Jumara D16/315

* cited by examiner

Primary Examiner — Raphael Barkai

(74) *Attorney, Agent, or Firm* — Lance M. Pritikin

(57) **CLAIM**

The ornamental design for a horizontal semi-hexagonal eyeglass lens with shallow horizontal semi-ovular aperture, as shown and described.

DESCRIPTION

FIG. 1 is a front environmental view of a horizontal semi-hexagonal eyeglass lens with shallow horizontal semi-ovular aperture showing my new design;

FIG. 2 is a front perspective view of the horizontal semi-hexagonal eyeglass lens with shallow horizontal semi-ovular aperture;

FIG. 3 is a front view thereof;

FIG. 4 is a rear view thereof;

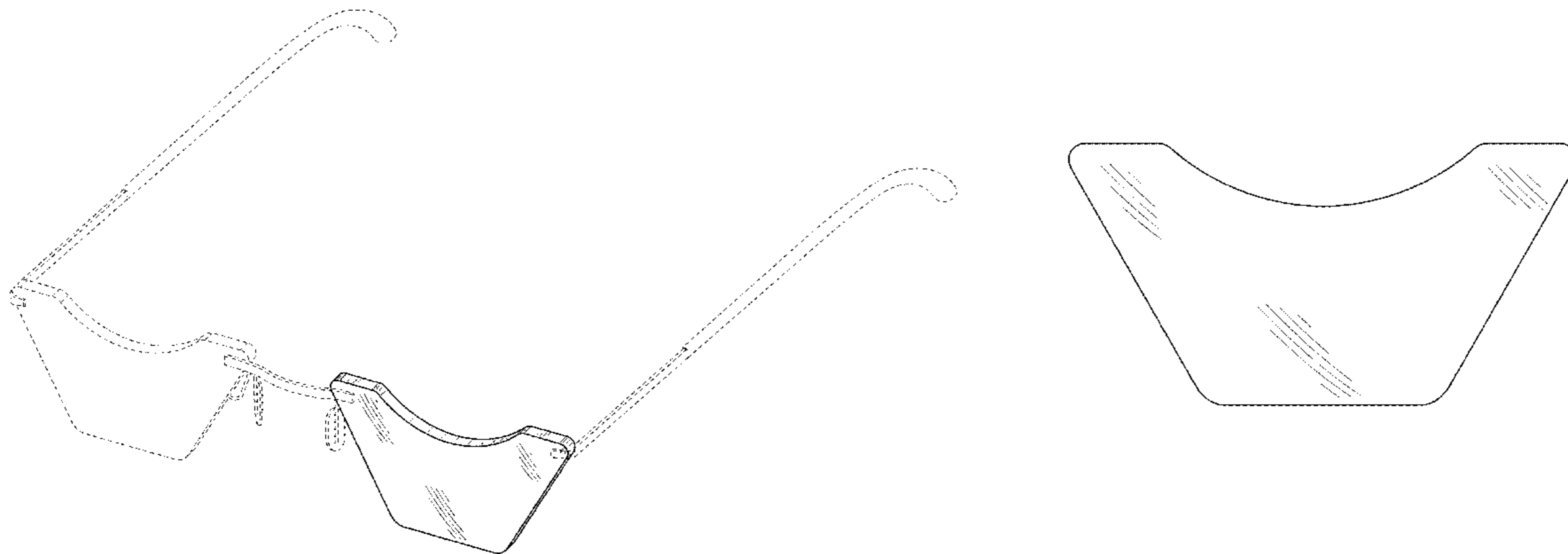
FIG. 5 is a right side view thereof with a left side being a mirror image;

FIG. 6 is a top view thereof; and,

FIG. 7 is a bottom view thereof.

The broken lines are included for illustrative purposes only and form no part of the claimed design.

1 Claim, 3 Drawing Sheets



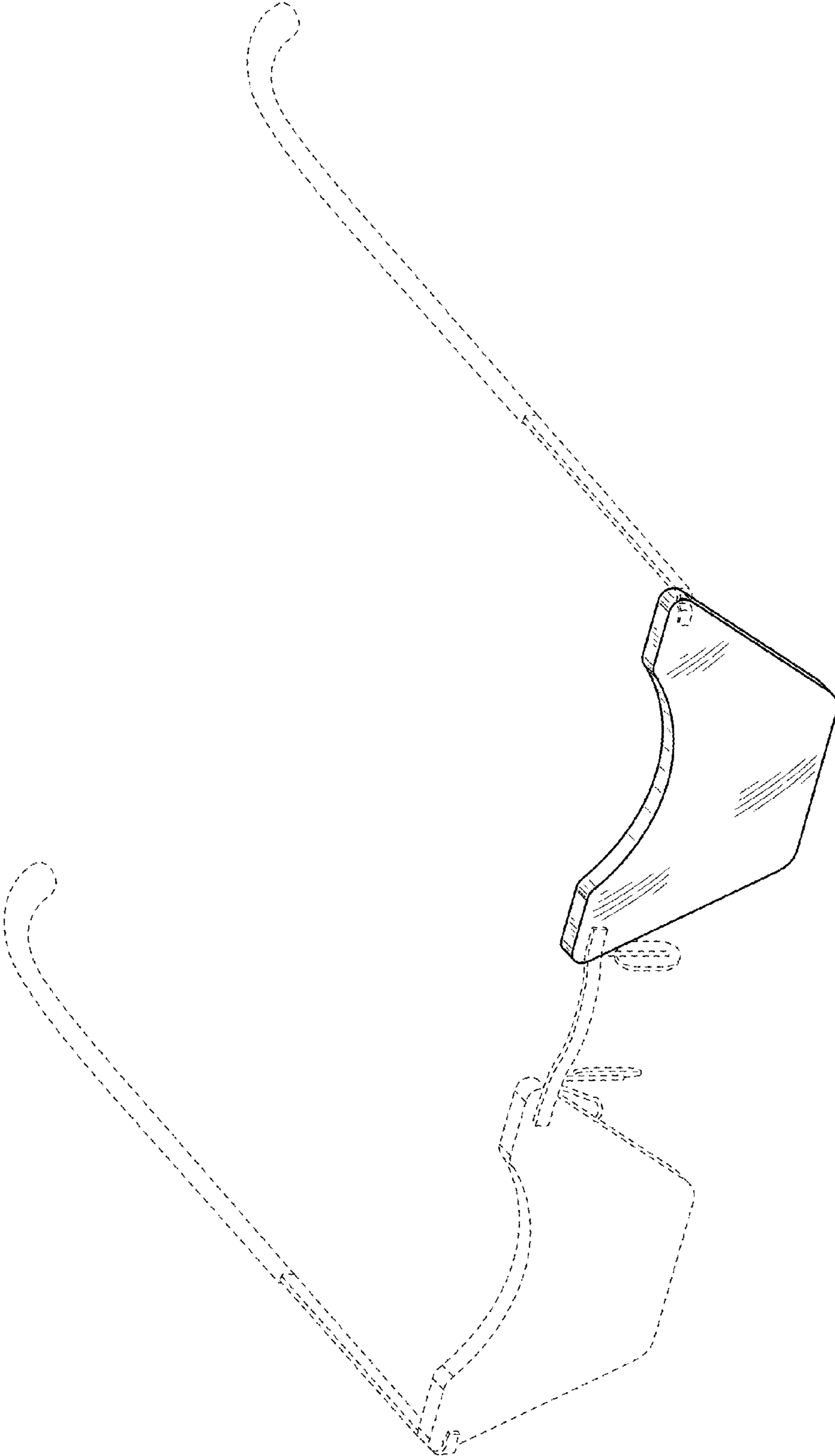


FIG. 1

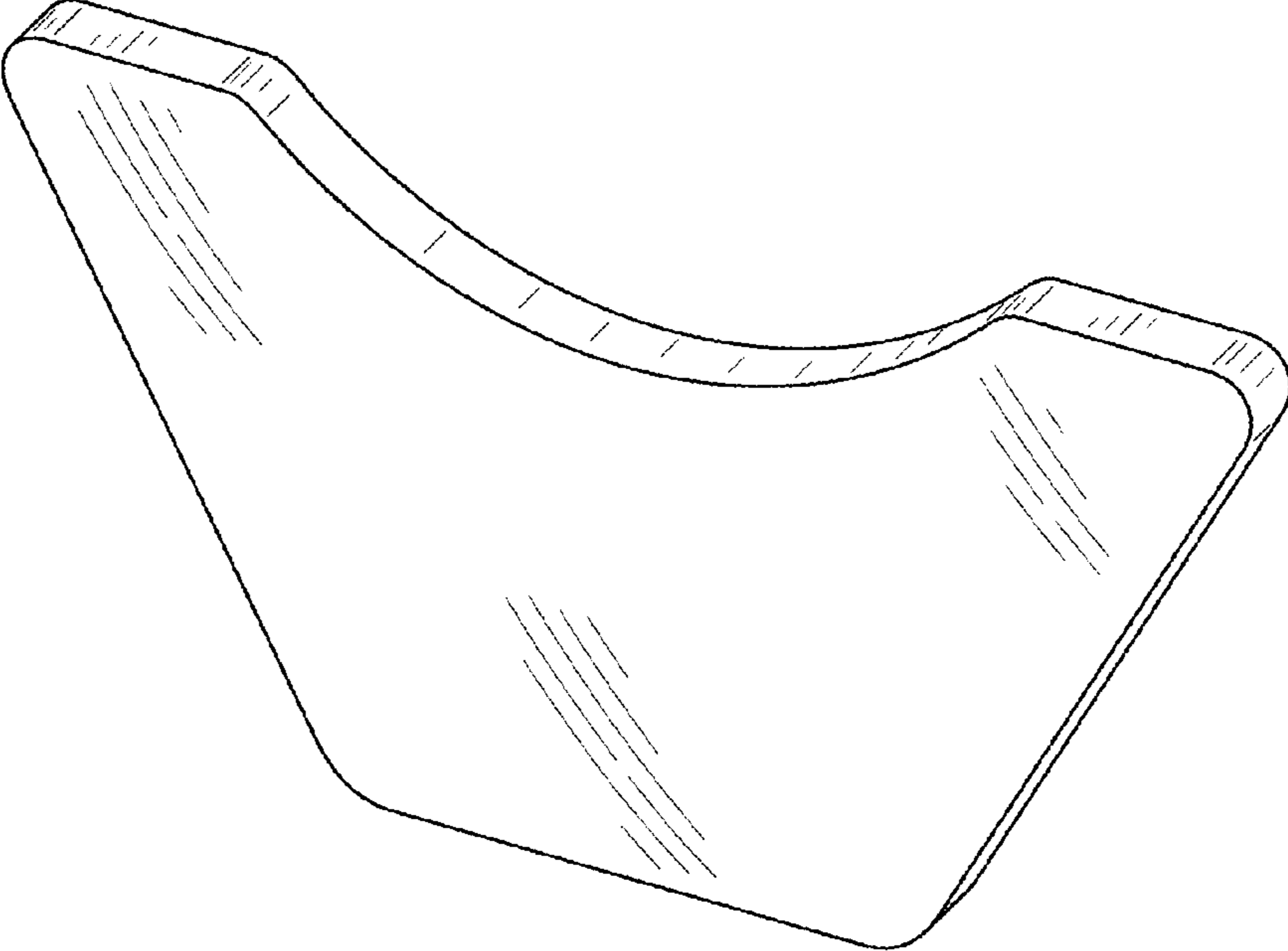


FIG. 2

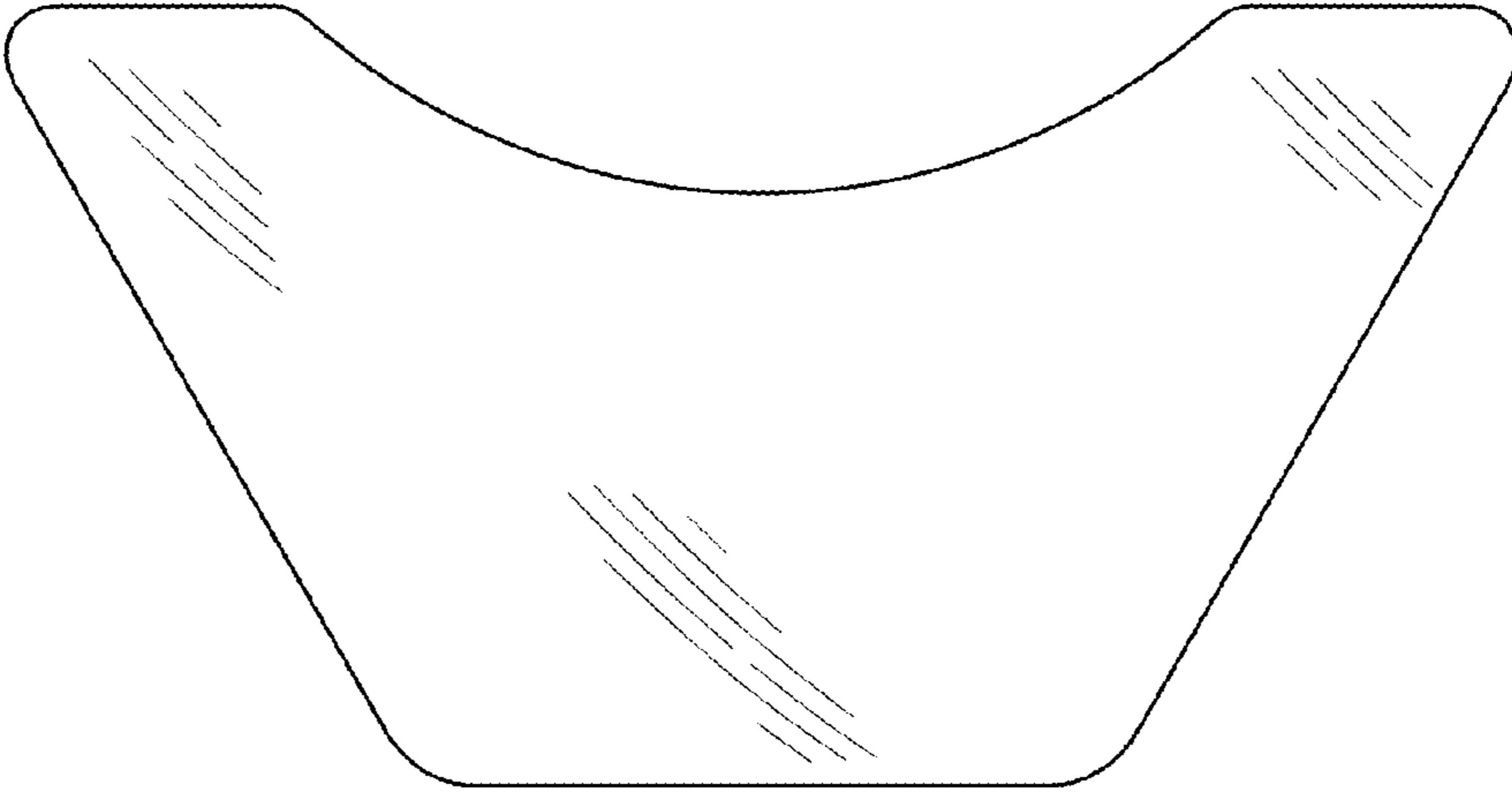


FIG. 3

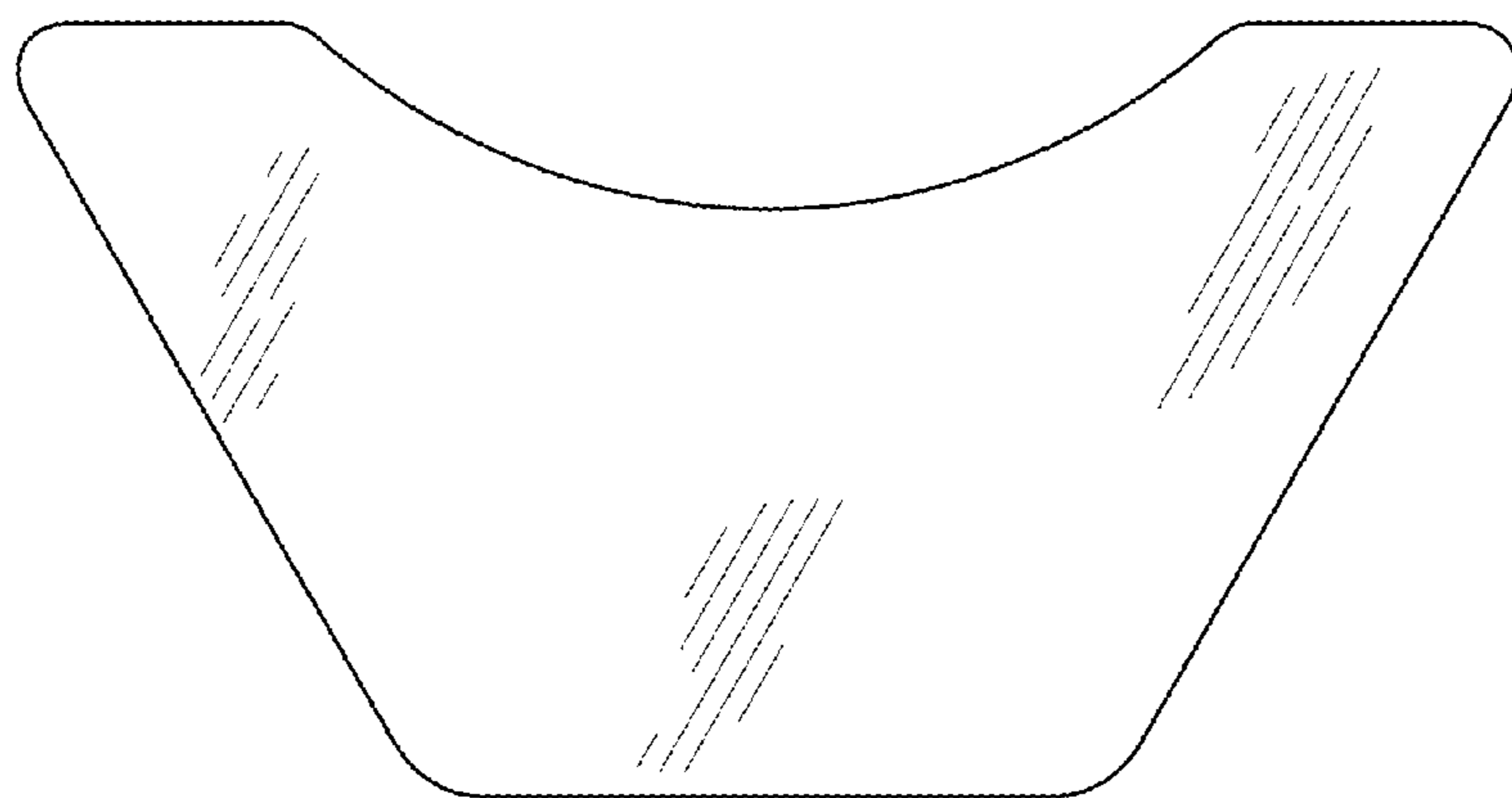


FIG. 4



FIG. 5

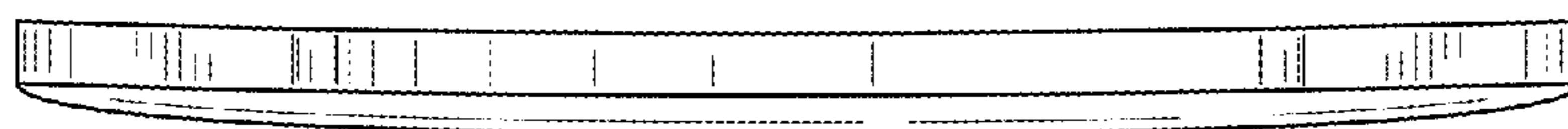


FIG. 6

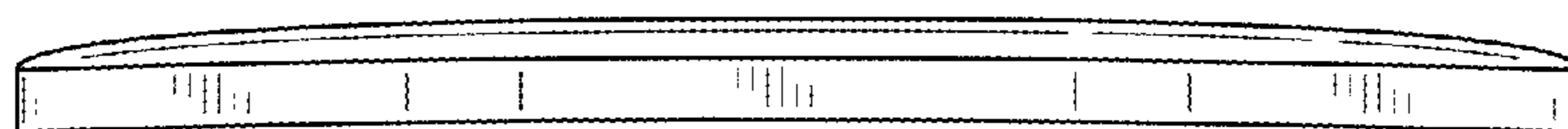


FIG. 7