



US00D705298S

(12) **United States Design Patent**  
**Huschka**

(10) **Patent No.:** **US D705,298 S**  
(45) **Date of Patent:** **\*\* May 20, 2014**

(54) **HORIZONTAL SEMI-HEXAGONAL  
EYEGLASS LENS WITH VERTICAL  
SEMI-HEXAGONAL APERTURE**

(71) Applicant: **KM Fashion Eyewear, LLC,**  
Paramount, CA (US)

(72) Inventor: **Todd Huschka,** Madison, WI (US)

(73) Assignee: **KM Fashion Eyewear, LLC,**  
Paramount, CA (US)

(\*\*) Term: **14 Years**

(21) Appl. No.: **29/472,876**

(22) Filed: **Nov. 17, 2013**

**Related U.S. Application Data**

(62) Division of application No. 29/450,158, filed on Mar.  
15, 2013, now Pat. No. Des. 697,107.

(51) **LOC (10) Cl.** ..... **16-06**

(52) **U.S. Cl.**  
USPC ..... **D16/101; D16/315**

(58) **Field of Classification Search**

USPC ..... D16/101, 300–342, 900; D29/109–110;  
351/41, 44, 51–52, 62, 158, 92,  
351/103–123, 140–153, 63, 59, 45–46;  
2/426–432, 447–449, 441, 434–437,  
2/13, 15; D21/483, 659–661; D14/372

See application file for complete search history.

(56) **References Cited**

**U.S. PATENT DOCUMENTS**

D74,365 S \* 2/1928 Giglio ..... D16/326  
D408,432 S \* 4/1999 Jumara ..... D16/315

\* cited by examiner

*Primary Examiner* — Raphael Barkai

(74) *Attorney, Agent, or Firm* — Lance M. Pritikin

(57) **CLAIM**

The ornamental design for a horizontal semi-hexagonal eye-  
glass lens with vertical semi-hexagonal aperture, as shown  
and described.

**DESCRIPTION**

FIG. 1 is a front environmental view of a horizontal semi-  
hexagonal eyeglass lens with vertical semi-hexagonal aper-  
ture showing my new design;

FIG. 2 is a front perspective view of the horizontal semi-  
hexagonal eyeglass lens with vertical semi-hexagonal aper-  
ture;

FIG. 3 is a front view thereof;

FIG. 4 is a rear view thereof;

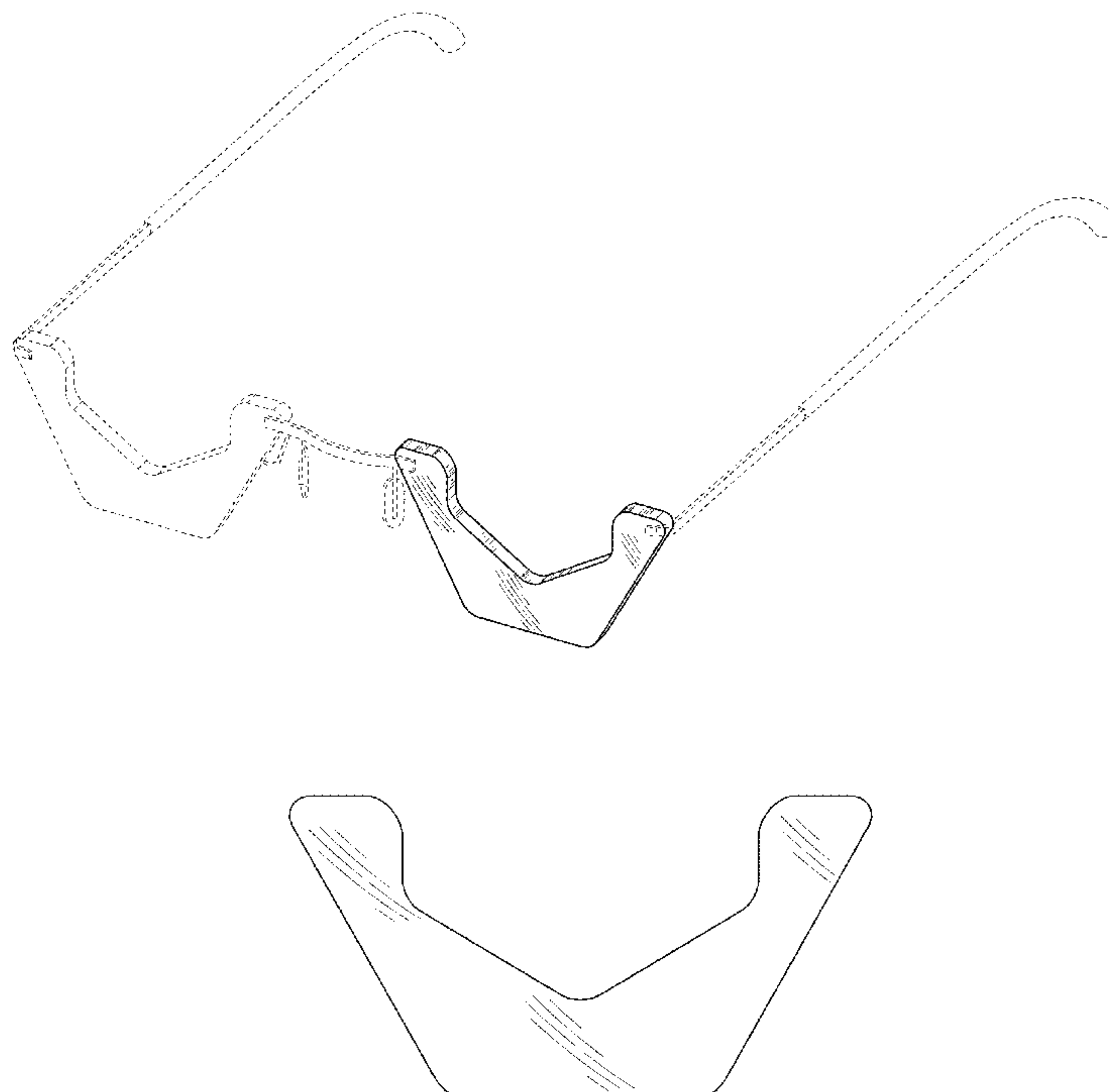
FIG. 5 is a right side view thereof with a left side being a  
mirror image;

FIG. 6 is a top view thereof; and,

FIG. 7 is a bottom view thereof.

The broken lines are included for illustrative purposes only  
and form no part of the claimed design.

**1 Claim, 3 Drawing Sheets**



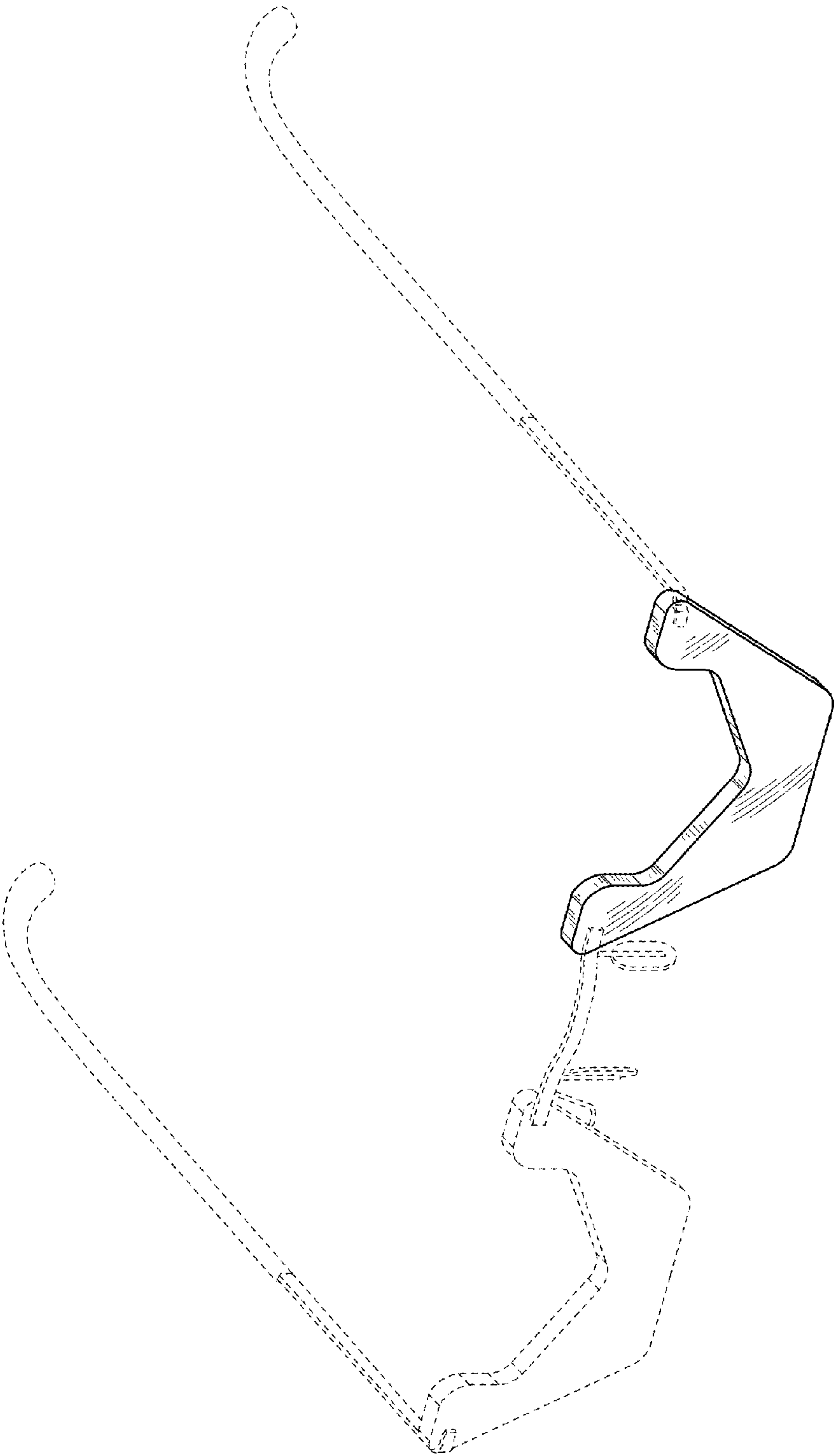


FIG. 1

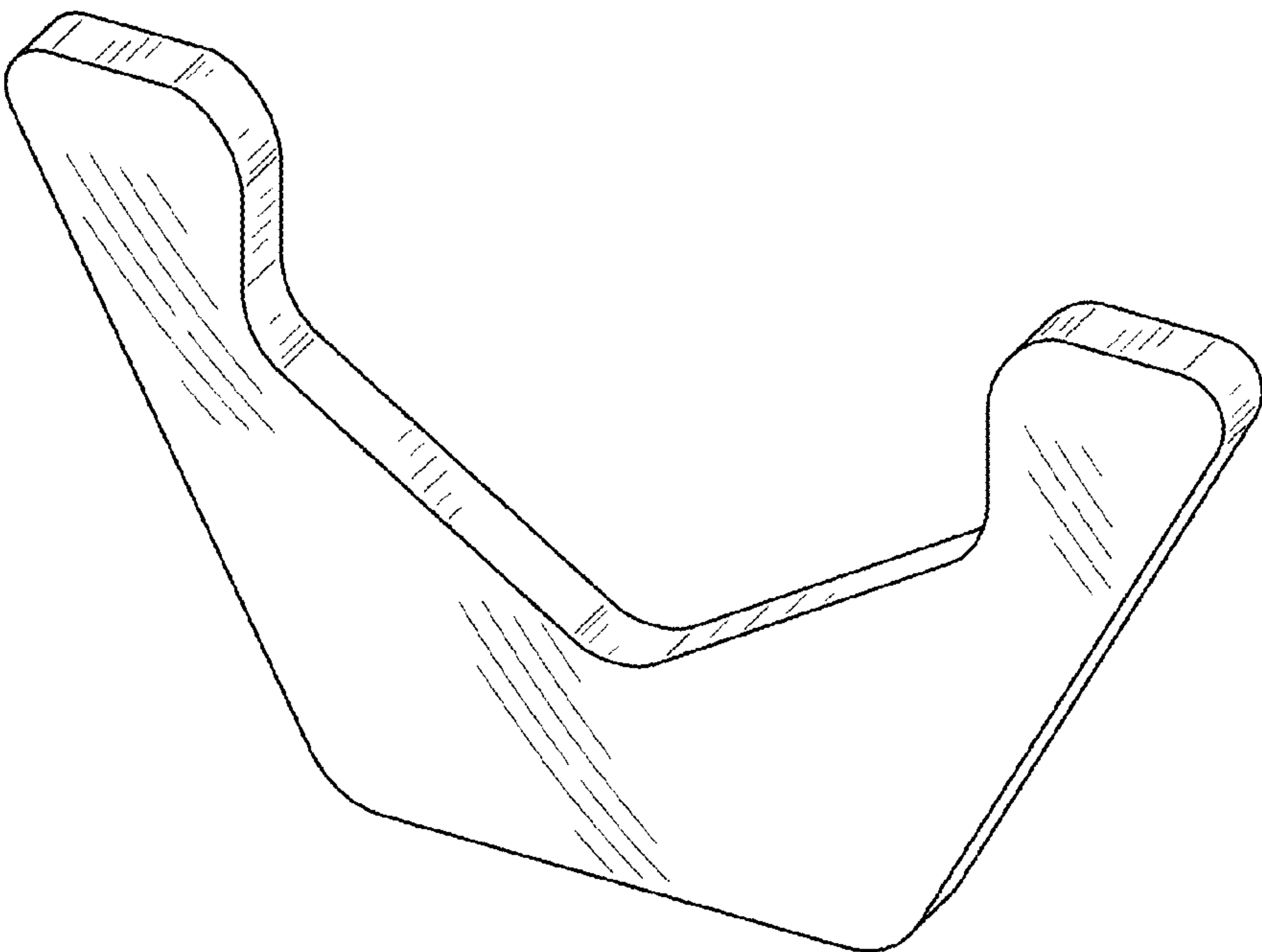


FIG. 2

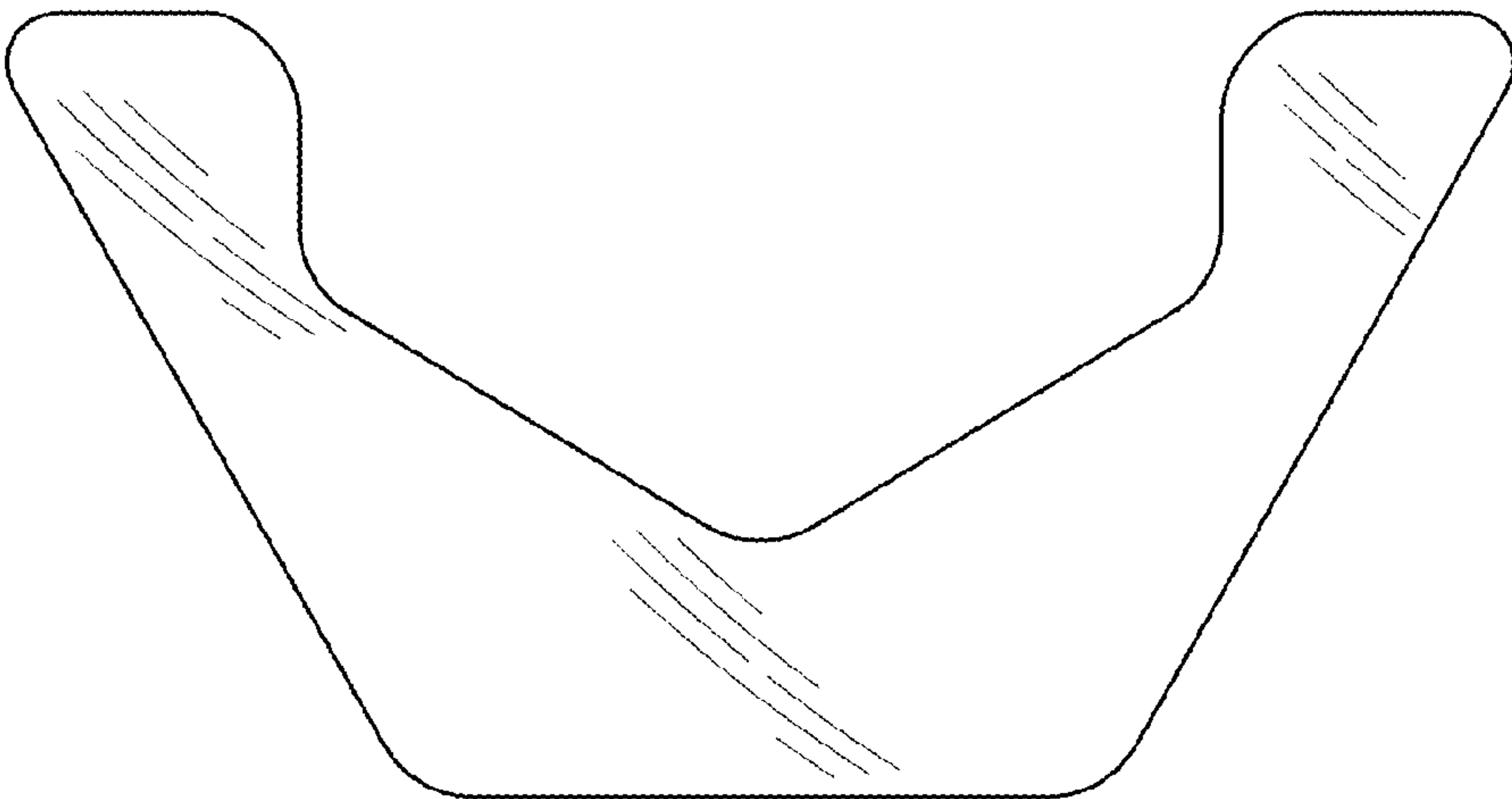


FIG. 3




FIG. 4

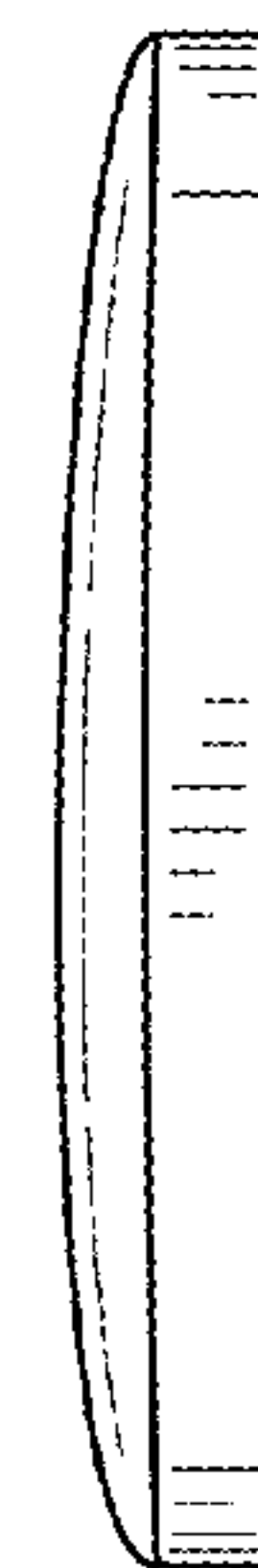


FIG. 5

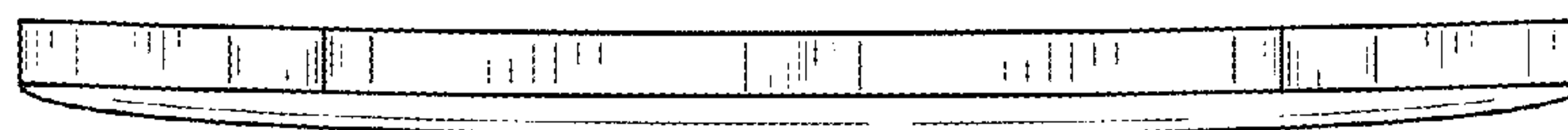


FIG. 6

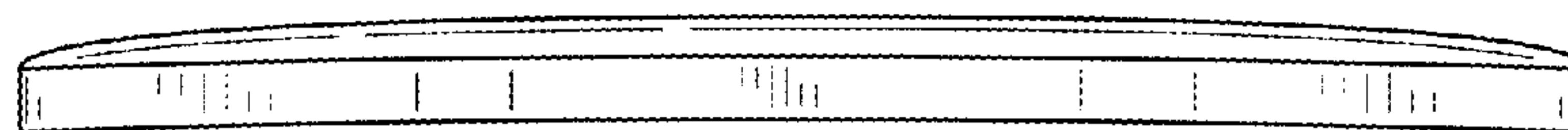


FIG. 7