



US00D705244S

(12) **United States Design Patent**  
**Arnold et al.**

(10) **Patent No.:** **US D705,244 S**  
(45) **Date of Patent:** **\*\* May 20, 2014**

(54) **DISPLAY SCREEN WITH ANIMATED GRAPHICAL USER INTERFACE**

(75) Inventors: **Jeffery G. Arnold**, Sammamish, WA (US); **Priyanka Singhal**, Bellevue, WA (US); **Ryan T. Bickel**, Kirkland, WA (US); **Chad Michael Roberts**, Snohomish, WA (US); **Lori Beth Kratzer**, Carnation, WA (US); **Jaе Park**, Redmond, WA (US)

(73) Assignee: **Microsoft Corporation**, Redmond, WA (US)

(\*\*) Term: **14 Years**

(21) Appl. No.: **29/425,191**

(22) Filed: **Jun. 20, 2012**

(51) **LOC (10) Cl.** ..... **14-04**

(52) **U.S. Cl.**  
USPC ..... **D14/486**

(58) **Field of Classification Search**  
CPC ... G06F 3/048; G06F 3/04817; G06F 3/0482; G06F 3/04886  
USPC ..... D14/485-495; 715/715, 727, 728, 763, 715/779, 810, 825, 835, 836, 837, 838, 839, 715/840, 845, 846, 847, 864, 962, 976, 977  
See application file for complete search history.

(56) **References Cited**

U.S. PATENT DOCUMENTS

D597,101 S \* 7/2009 Chaudhri et al. .... D14/488  
D658,674 S \* 5/2012 Shallcross et al. .... D14/488  
D673,172 S \* 12/2012 Peters et al. .... D14/487  
D673,173 S \* 12/2012 Chen ..... D14/487

D679,730 S \* 4/2013 Tyler et al. .... D14/492  
D681,052 S \* 4/2013 Woo ..... D14/492  
D682,869 S \* 5/2013 Aroner et al. .... D14/487  
D682,871 S \* 5/2013 Frijlink ..... D14/487  
D682,872 S \* 5/2013 Frijlink ..... D14/487  
D682,873 S \* 5/2013 Frijlink et al. .... D14/488  
D682,875 S \* 5/2013 Frijlink et al. .... D14/488  
D690,724 S \* 10/2013 Frijlink ..... D14/486  
D691,623 S \* 10/2013 Aroner et al. .... D14/486

\* cited by examiner

Primary Examiner — Angela J Lee

(74) Attorney, Agent, or Firm — Banner & Witcoff, Ltd.



(57) **CLAIM**

The ornamental design for a display screen with animated graphical user interface, as shown and described.

**DESCRIPTION**

FIG. 1 is the first image in a sequence for a display screen with animated graphical user interface showing the new design; FIG. 2 is the second image thereof; FIG. 3 is the third image thereof; FIG. 4 is the fourth image thereof; FIG. 5 is the fifth image thereof; FIG. 6 is the sixth image thereof; FIG. 7 is the seventh image thereof; and, FIGS. 8-14 show the display screen with animated graphical user interface of FIGS. 1-7 on a device. The appearance of the animated user interface sequentially transitions between the images shown in FIGS. 1-7 and in FIGS. 8-14. The process or period in which one image transitions to another forms no part of the claimed design. The broken line showing of the remainder of a device having the display screen in FIGS. 8-14 is for environmental purposes only and forms no part of the claimed design.

**1 Claim, 14 Drawing Sheets**






FIG. 1




FIG. 2




FIG. 3




FIG. 4




FIG. 5




FIG. 6




FIG. 7






FIG. 8




FIG. 9




FIG. 10




FIG. 11




FIG. 12




FIG. 13




FIG. 14