



US00D705239S

(12) **United States Design Patent**
Thompson et al.

(10) **Patent No.:** **US D705,239 S**
(45) **Date of Patent:** **** May 20, 2014**

(54) **DISPLAY SCREEN WITH GRAPHICAL USER INTERFACE**

(75) Inventors: **Kathleen R. Thompson**, Seattle, WA (US); **Keri Talbot**, Seattle, WA (US); **March Rogers**, Bellevue, WA (US); **Amanda Alvarado**, Duvall, WA (US); **Sam Franklin Williams, III**, Seattle, WA (US)

(73) Assignee: **Microsoft Corporation**, Redmond, WA (US)

(**) Term: **14 Years**

(21) Appl. No.: **29/424,498**

(22) Filed: **Jun. 13, 2012**

(51) **LOC (10) Cl.** **14-04**

(52) **U.S. Cl.**
USPC **D14/485**

(58) **Field of Classification Search**
USPC D14/485-495; D18/26, 31, 32, 33;
D20/11, 12, 23, 24, 25, 29, 30, 31, 32,
D20/36, 37, 38; 715/700-867
See application file for complete search history.

(56) **References Cited**

U.S. PATENT DOCUMENTS

D425,497 S * 5/2000 Eisenberg et al. D14/487
6,781,611 B1 * 8/2004 Richard 715/779
6,806,892 B1 * 10/2004 Plow et al. 715/781

6,850,257 B1 * 2/2005 Colleran et al. 715/804
6,964,018 B1 * 11/2005 Masui 715/259
D535,659 S * 1/2007 Hally et al. D14/485
7,346,855 B2 * 3/2008 Hellyar et al. 715/783
D570,368 S * 6/2008 Ligameri et al. D14/489
7,673,255 B2 * 3/2010 Schechter et al. 715/838
8,191,011 B2 * 5/2012 Abanami et al. 715/835
D678,301 S * 3/2013 Esterly D14/485
D684,160 S * 6/2013 Truelove et al. D14/485
D684,161 S * 6/2013 Truelove et al. D14/485
D689,078 S * 9/2013 Montgomery et al. D14/486
2003/0016241 A1 * 1/2003 Burke 345/733
2008/0066010 A1 * 3/2008 Brodersen et al. 715/810
2010/0306678 A1 * 12/2010 Kulas 715/760
2013/0303190 A1 * 11/2013 Khan et al. 455/456.2

* cited by examiner

Primary Examiner — Barbara Fox

(74) *Attorney, Agent, or Firm* — Banner & Witcoff, Ltd.


(57) **CLAIM**

The ornamental design for a display screen with graphical user interface, as shown and described.

DESCRIPTION

FIG. 1 is a front view of a display screen with graphical user interface showing our new design;
FIG. 2 is a front view of a display screen with graphical user interface of FIG. 1 with a region for enlargement; and,
FIG. 3 is an enlarged view of the region identified by FIG. 3. The broken line showing of the text and the remainder of the user interface and display screen in FIGS. 1-3 is for environmental purposes only and forms no part of the claimed design.

1 Claim, 3 Drawing Sheets






FIG. 1

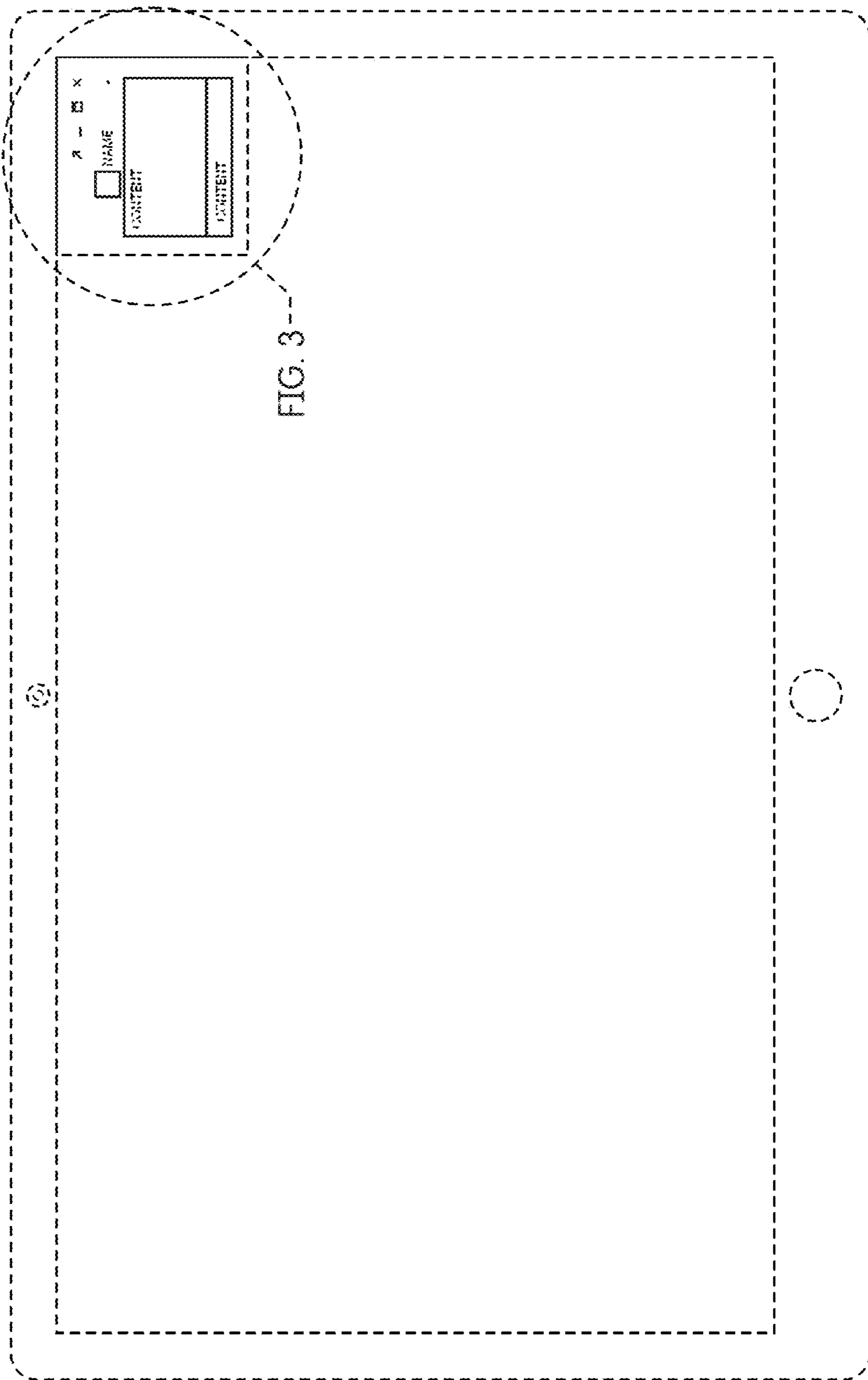


FIG. 2

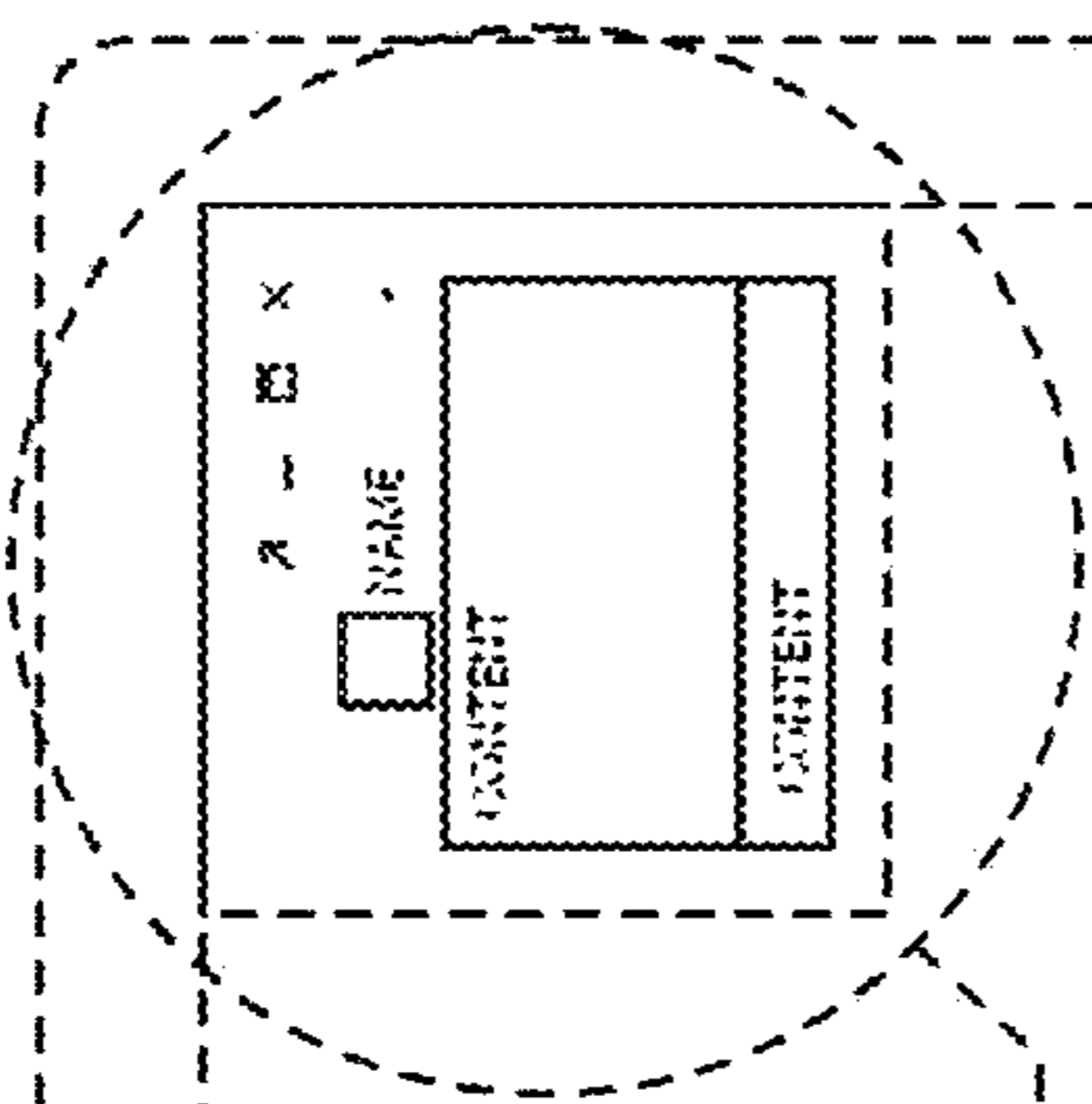


FIG. 3

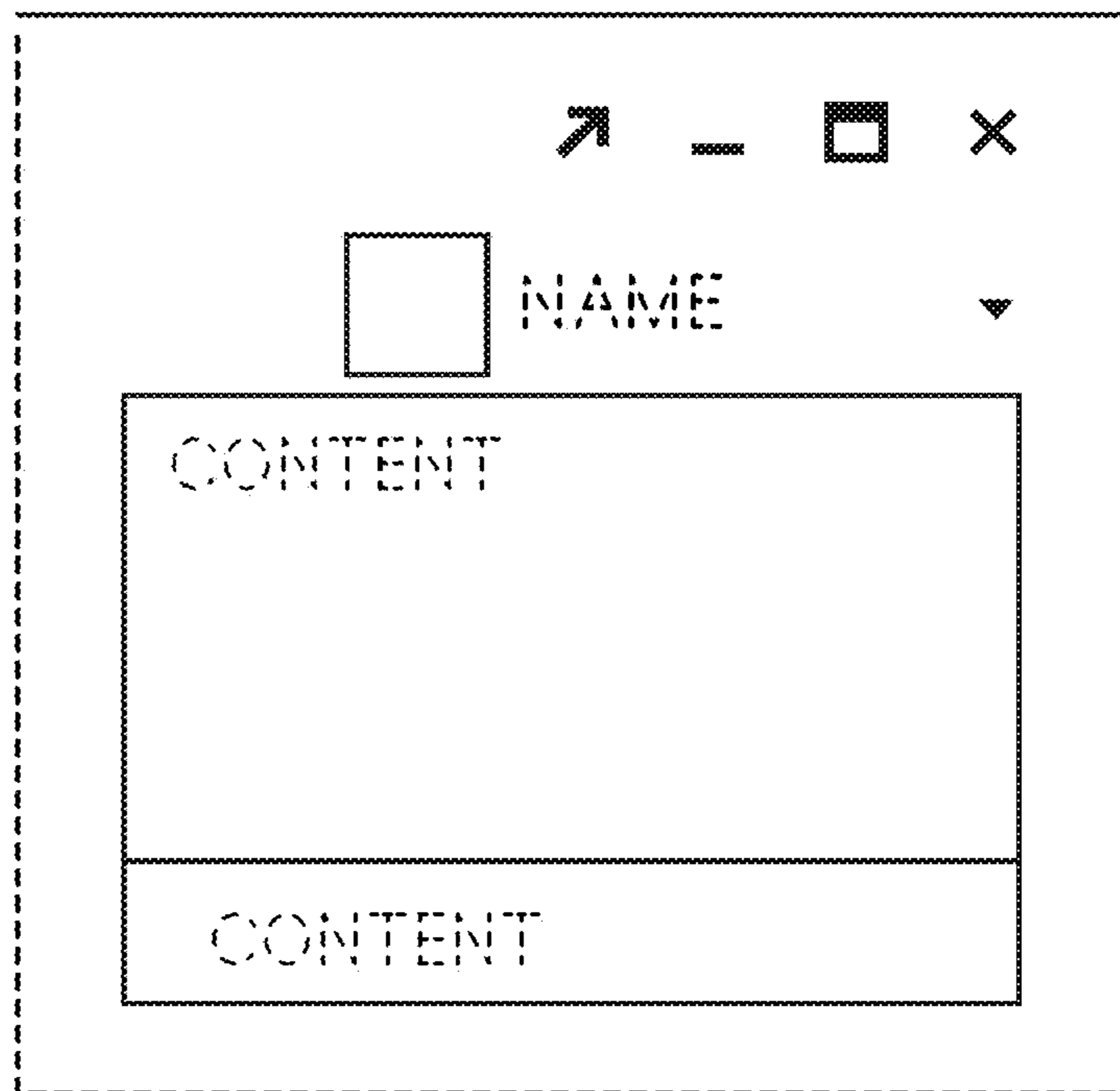


FIG. 3