



US00D705238S

(12) **United States Design Patent**  
**Thompson et al.**

(10) **Patent No.:** **US D705,238 S**  
(45) **Date of Patent:** **\*\* May 20, 2014**

(54) **DISPLAY SCREEN WITH GRAPHICAL USER INTERFACE**

(75) Inventors: **Kathleen R. Thompson**, Seattle, WA (US); **Keri Talbot**, Seattle, WA (US); **March Rogers**, Bellevue, WA (US); **Amanda Alvarado**, Duvall, WA (US); **Sam Franklin Williams, III**, Seattle, WA (US)

(73) Assignee: **Microsoft Corporation**, Redmond, WA (US)

(\*\*) Term: **14 Years**

(21) Appl. No.: **29/424,497**

(22) Filed: **Jun. 13, 2012**

(51) **LOC (10) Cl.** ..... **14-04**

(52) **U.S. Cl.**  
USPC ..... **D14/485**

(58) **Field of Classification Search**  
USPC ..... D14/485-495; D18/26, 31, 32, 33;  
D20/11, 12, 23, 24, 25, 29, 30, 31, 32,  
D20/36, 37, 38; 715/700-867  
See application file for complete search history.

(56) **References Cited**

**U.S. PATENT DOCUMENTS**

D425,497 S \* 5/2000 Eisenberg et al. .... D14/487  
6,781,611 B1 \* 8/2004 Richard ..... 715/779  
6,806,892 B1 \* 10/2004 Plow et al. .... 715/781

6,850,257 B1 \* 2/2005 Colleran et al. .... 715/804  
6,964,018 B1 \* 11/2005 Masui ..... 715/259  
D535,659 S \* 1/2007 Hally et al. .... D14/485  
7,346,855 B2 \* 3/2008 Hellyar et al. .... 715/783  
D570,368 S \* 6/2008 Ligameri et al. .... D14/489  
7,673,255 B2 \* 3/2010 Schechter et al. .... 715/838  
8,191,011 B2 \* 5/2012 Abanami et al. .... 715/835  
D678,301 S \* 3/2013 Esterly ..... D14/485  
D684,160 S \* 6/2013 Truelove et al. .... D14/485  
D684,161 S \* 6/2013 Truelove et al. .... D14/485  
D689,078 S \* 9/2013 Montgomery et al. .... D14/486  
2003/0016241 A1 \* 1/2003 Burke ..... 345/733  
2008/0066010 A1 \* 3/2008 Brodersen et al. .... 715/810  
2010/0306678 A1 \* 12/2010 Kulas ..... 715/760  
2013/0303190 A1 \* 11/2013 Khan et al. .... 455/456.2

\* cited by examiner

*Primary Examiner* — Barbara Fox

(74) *Attorney, Agent, or Firm* — Banner & Witcoff, Ltd.


(57) **CLAIM**

The ornamental design for a display screen with graphical user interface, as shown and described.

**DESCRIPTION**

FIG. 1 is a front view of a display screen with graphical user interface showing our new design;  
FIG. 2 is a front view of a display screen with graphical user interface of FIG. 1 with a region for enlargement; and,  
FIG. 3 is an enlarged view of the region identified by FIG. 3. The broken line showing of the text and the remainder of the user interface and display screen in FIGS. 1-3 is for environmental purposes only and forms no part of the claimed design.

**1 Claim, 3 Drawing Sheets**






FIG. 1

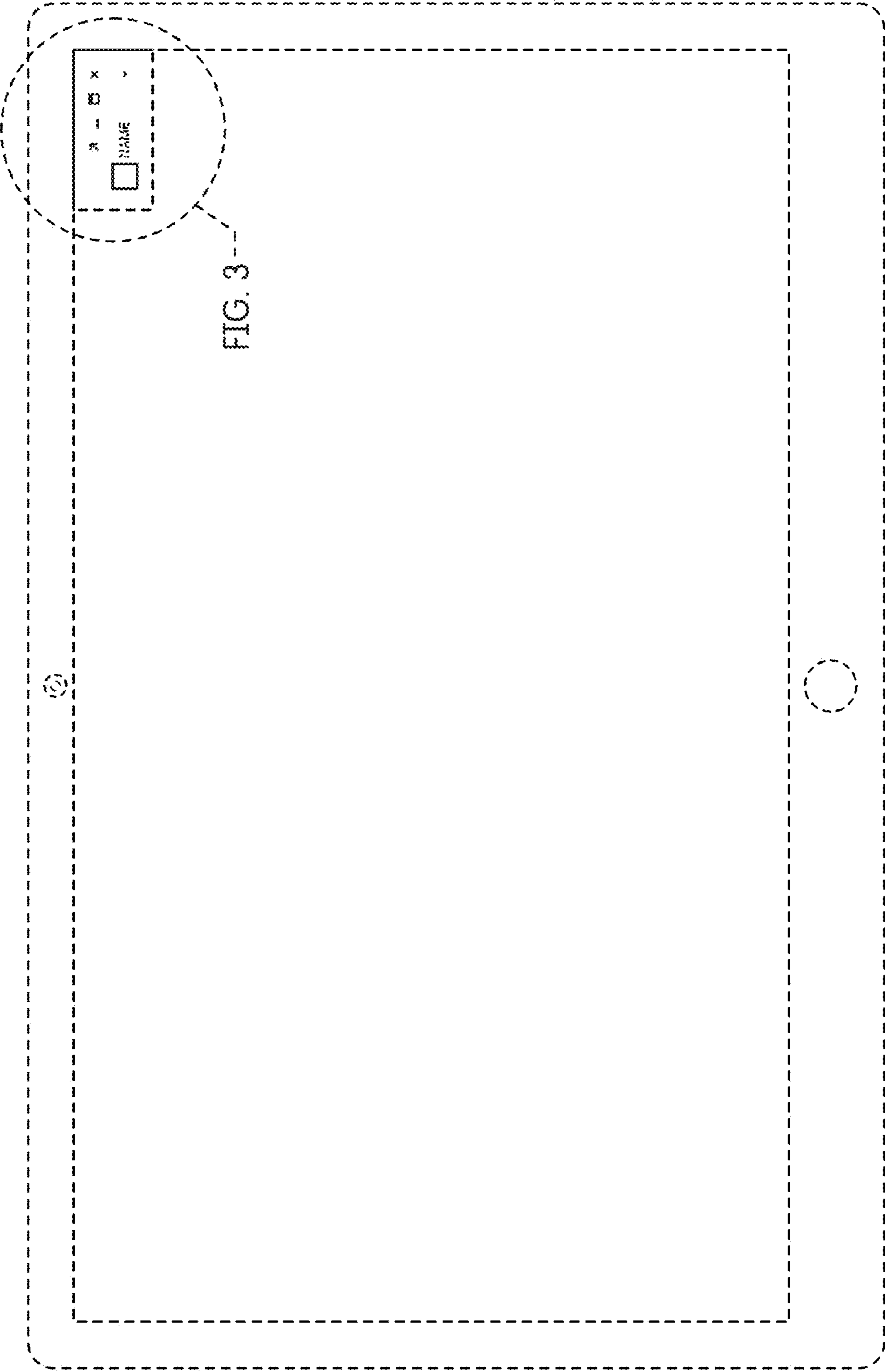


FIG. 3

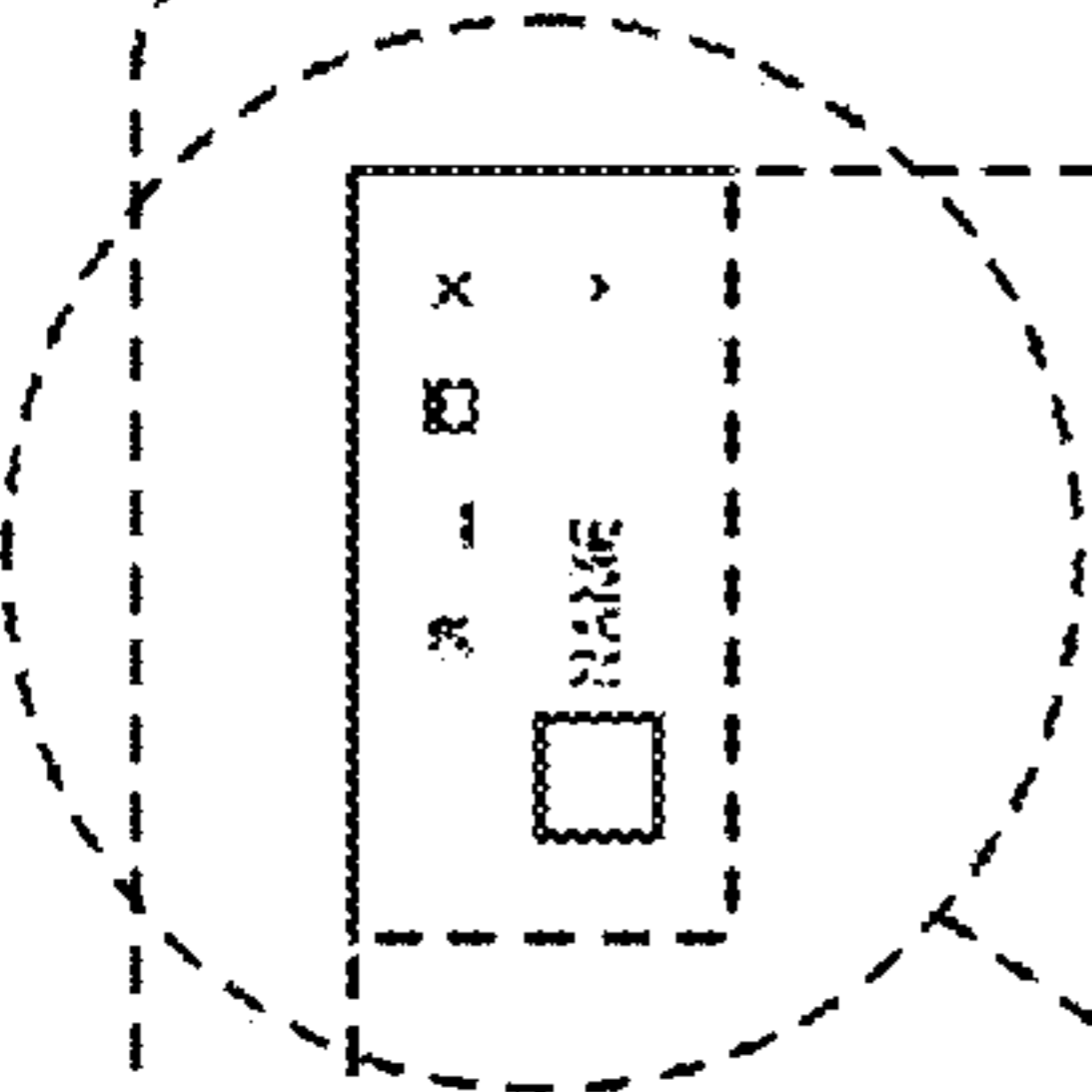


FIG. 2

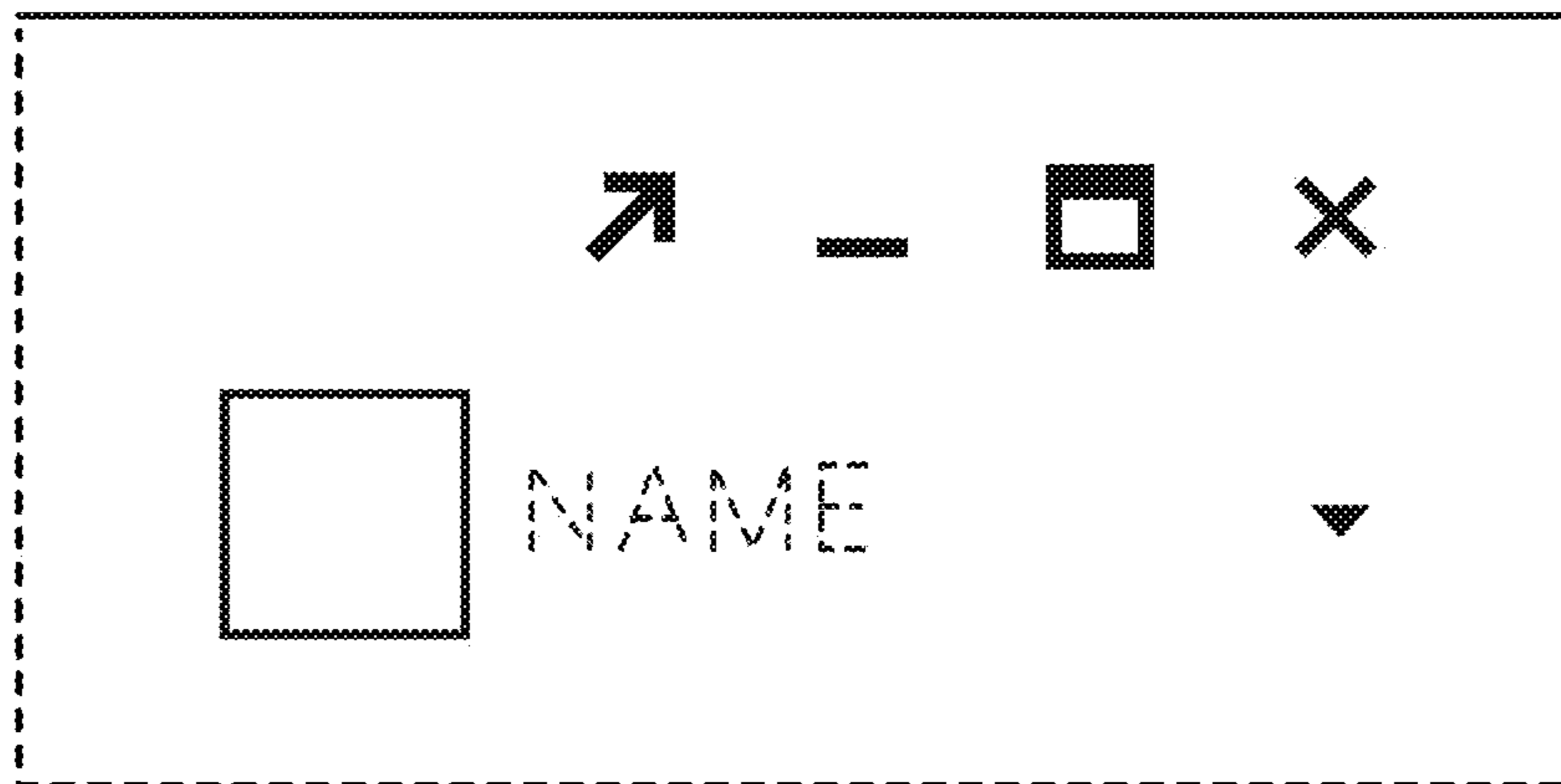


FIG. 3