



US00D705216S

(12) **United States Design Patent**
Baek

(10) **Patent No.:** **US D705,216 S**
(45) **Date of Patent:** **** May 20, 2014**

(54) **NOTEBOOK COMPUTER**
(71) Applicant: **Samsung Electronics Co., Ltd.**,
Suwon-si (KR)
(72) Inventor: **Kil-Hyun Baek**, Seoul (KR)
(73) Assignee: **Samsung Electronics Co., Ltd.**,
Suwon-si (KR)

(**) Term: **14 Years**
(21) Appl. No.: **29/440,643**

(22) Filed: **Dec. 24, 2012**

(30) **Foreign Application Priority Data**

Jul. 6, 2012 (KR) 30-2012-0033088

(51) **LOC (10) Cl.** **14-02**

(52) **U.S. Cl.**
USPC **D14/315**

(58) **Field of Classification Search**
USPC D14/315–327, 439; D18/1, 2, 7, 11;
235/145 A, 145 R; 341/22, 23; 345/104,
345/156, 168, 169, 173; 361/679.08,
361/679.09, 679.11, 679.26, 679.27;
16/367

See application file for complete search history.

(56) **References Cited**

U.S. PATENT DOCUMENTS

6,714,403 B2 * 3/2004 Furuki et al. 361/679.09
7,164,578 B2 * 1/2007 Wang et al. 361/679.08
D631,472 S * 1/2011 Kawase et al. D14/327

D633,488 S * 3/2011 Kim et al. D14/315
D652,417 S * 1/2012 Lee et al. D14/315
D664,538 S * 7/2012 Ryu et al. D14/327
D671,539 S * 11/2012 Kim et al. D14/318
2005/0063145 A1 * 3/2005 Homer et al. 361/683
2005/0083644 A1 * 4/2005 Song 361/683
2006/0038795 A1 * 2/2006 Lee 345/173
2008/0074833 A1 * 3/2008 Chien et al. 361/683

* cited by examiner

Primary Examiner — Freda S Nunn
(74) *Attorney, Agent, or Firm* — NSIP Law

(57) **CLAIM**

The ornamental design for a notebook computer, as shown and described.

DESCRIPTION

FIG. 1 is a top perspective view of a notebook computer; FIG. 2 is a front view of the notebook computer of FIG. 1; FIG. 3 is a rear view of the notebook computer of FIG. 1; FIG. 4 is a left-side view of the notebook computer of FIG. 1; FIG. 5 is a right-side view of the notebook computer of FIG. 1; FIG. 6 is a top plan view of the notebook computer of FIG. 1; FIG. 7 is a bottom plan view of the notebook computer of FIG. 1; and, FIG. 8 is an open perspective view of the notebook computer of FIG. 1. Features shown in broken lines in FIGS. 1, 2, 3, 4, 5, 7, and 8, form no part of the claimed design.

1 Claim, 6 Drawing Sheets

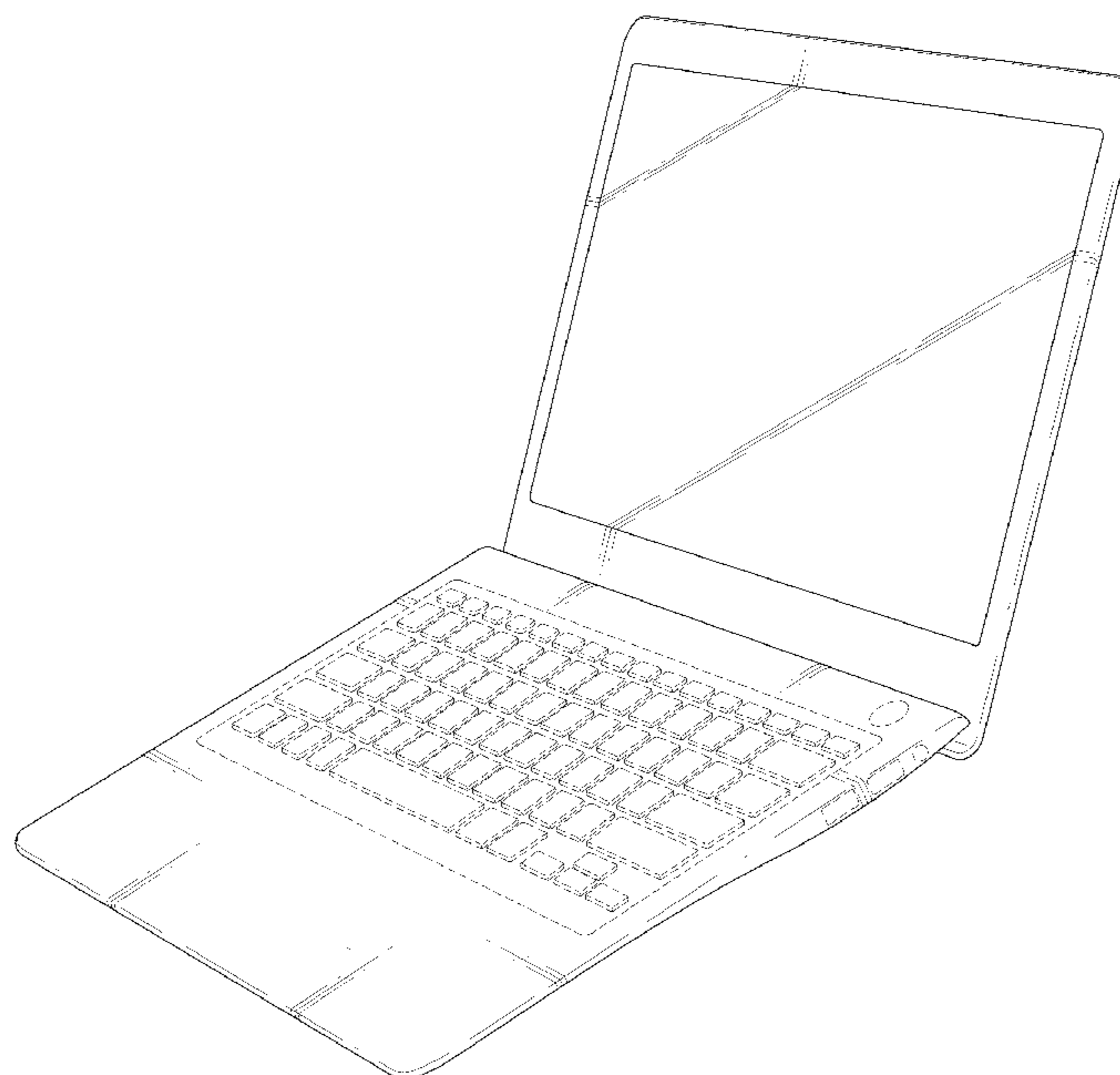


FIG. 1

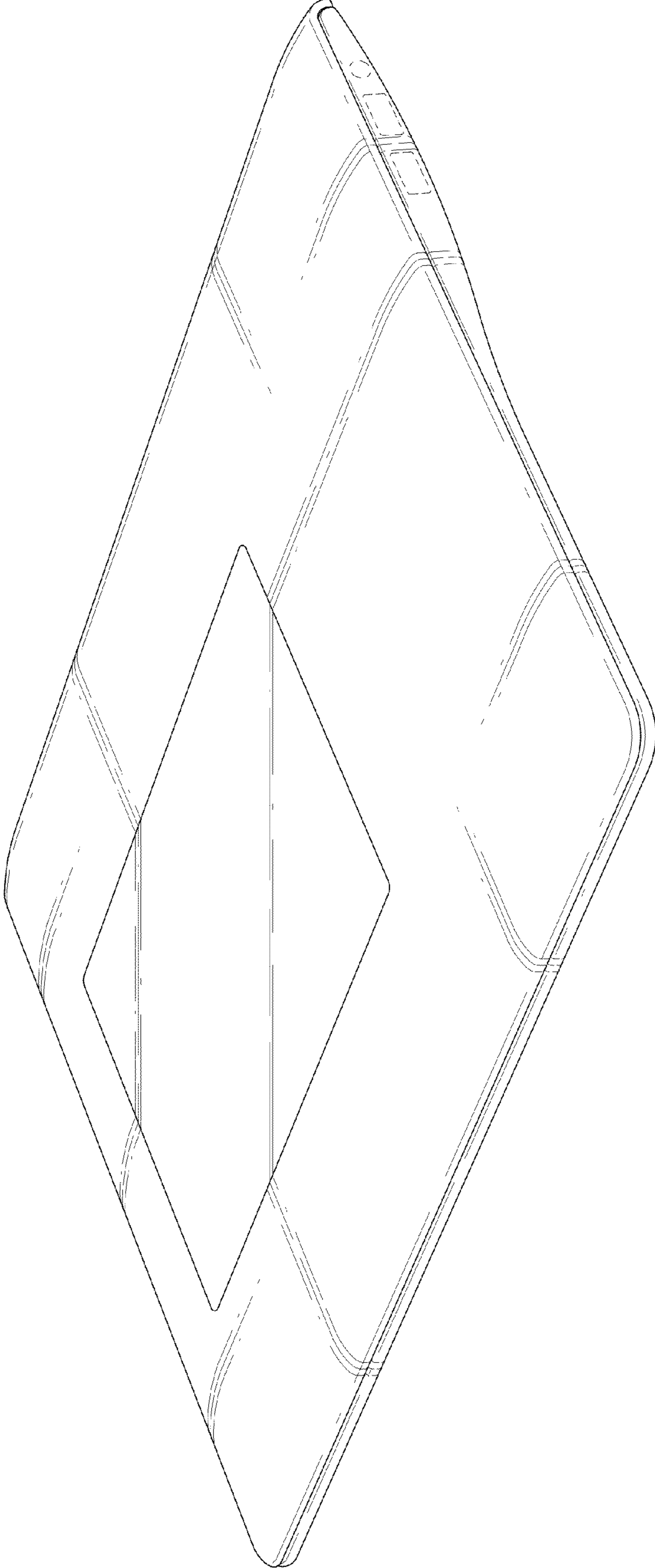


FIG. 2




FIG. 3




FIG. 4




FIG. 5




FIG. 6

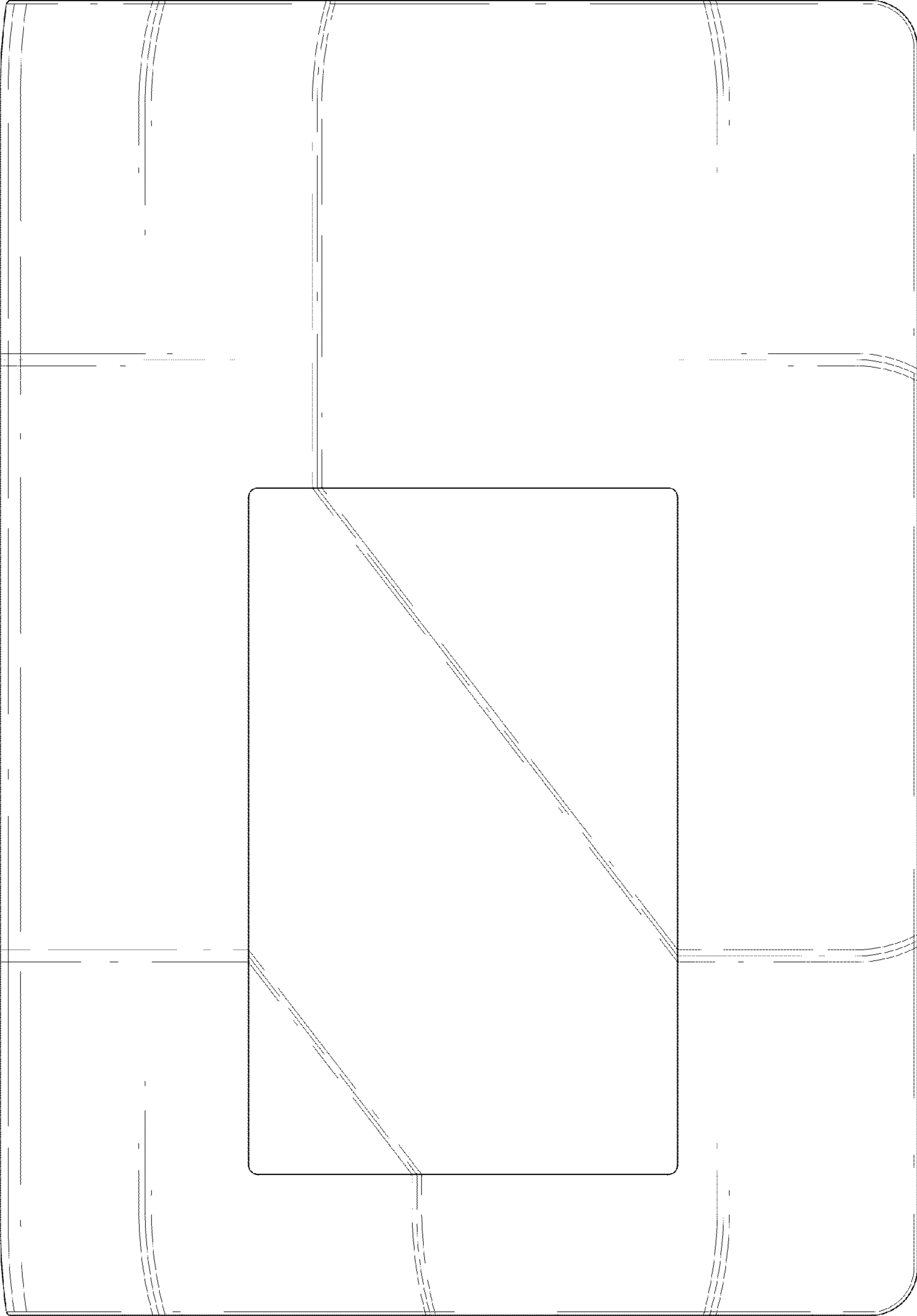


FIG. 7




FIG. 8

