



US00D705212S

(12) **United States Design Patent**
Murakami

(10) **Patent No.:** **US D705,212 S**

(45) **Date of Patent:** **** May 20, 2014**

(54) **AUDIO PLAYER**

(71) Applicant: **Sony Corporation**, Tokyo (JP)

(72) Inventor: **Tomonari Murakami**, Tokyo (JP)

(73) Assignee: **Sony Corporation**, Tokyo (JP)

(**) Term: **14 Years**

(21) Appl. No.: **29/439,664**

(22) Filed: **Dec. 13, 2012**

(30) **Foreign Application Priority Data**

Jul. 4, 2012 (CN) 2012 3 0295638
Jul. 4, 2012 (CN) 2012 3 0295649

(51) **LOC (10) Cl.** **14-03**

(52) **U.S. Cl.**
USPC **D14/258**

(58) **Field of Classification Search**
USPC D12/82, 192, 195, 415; D14/131, 132,
D14/137, 138 AA, 138 R, 155, 157,
D14/167-172, 188, 197, 198, 239, 257, 258,
D14/345-355, 400, 496, 498-505, 511;
D16/202, 206; D21/329-332, 669,
D21/670, 696; 360/99.02, 99.07; 369/6-12,
369/75.11, 75.21, 77.11; 455/344,
455/348-355, 575.9; 720/612, 619, 649,
720/655

See application file for complete search history.

(56) **References Cited**

U.S. PATENT DOCUMENTS

D315,772 S * 3/1991 St. John D21/778
D363,696 S * 10/1995 Kroo et al. D12/331

5,908,175 A * 6/1999 Magnes 244/119
D502,691 S * 3/2005 Fuxen D14/138 AA
D528,107 S * 9/2006 Nakajima D14/247
D585,420 S 1/2009 Suzuki
D586,341 S * 2/2009 Husgafvel et al. D14/247
D587,674 S 3/2009 Uehara et al.
D638,415 S 5/2011 Yokoyama
D664,102 S * 7/2012 Hwang et al. D13/179
D689,458 S * 9/2013 Yokoyama D14/157
D691,672 S * 10/2013 Nichols et al. D21/437

FOREIGN PATENT DOCUMENTS

KR 3020030012193 * 4/2003

* cited by examiner

Primary Examiner — Prabhakar Deshmukh

Assistant Examiner — Janice Lim

(74) *Attorney, Agent, or Firm* — Rader, Fishman & Grauer
PLLC

(57) **CLAIM**

The ornamental design for an audio player, as shown and described.

DESCRIPTION

FIG. 1 is a perspective view of an audio player showing my new design;

FIG. 2 is a front elevation view thereof;

FIG. 3 is a left side elevation view thereof;

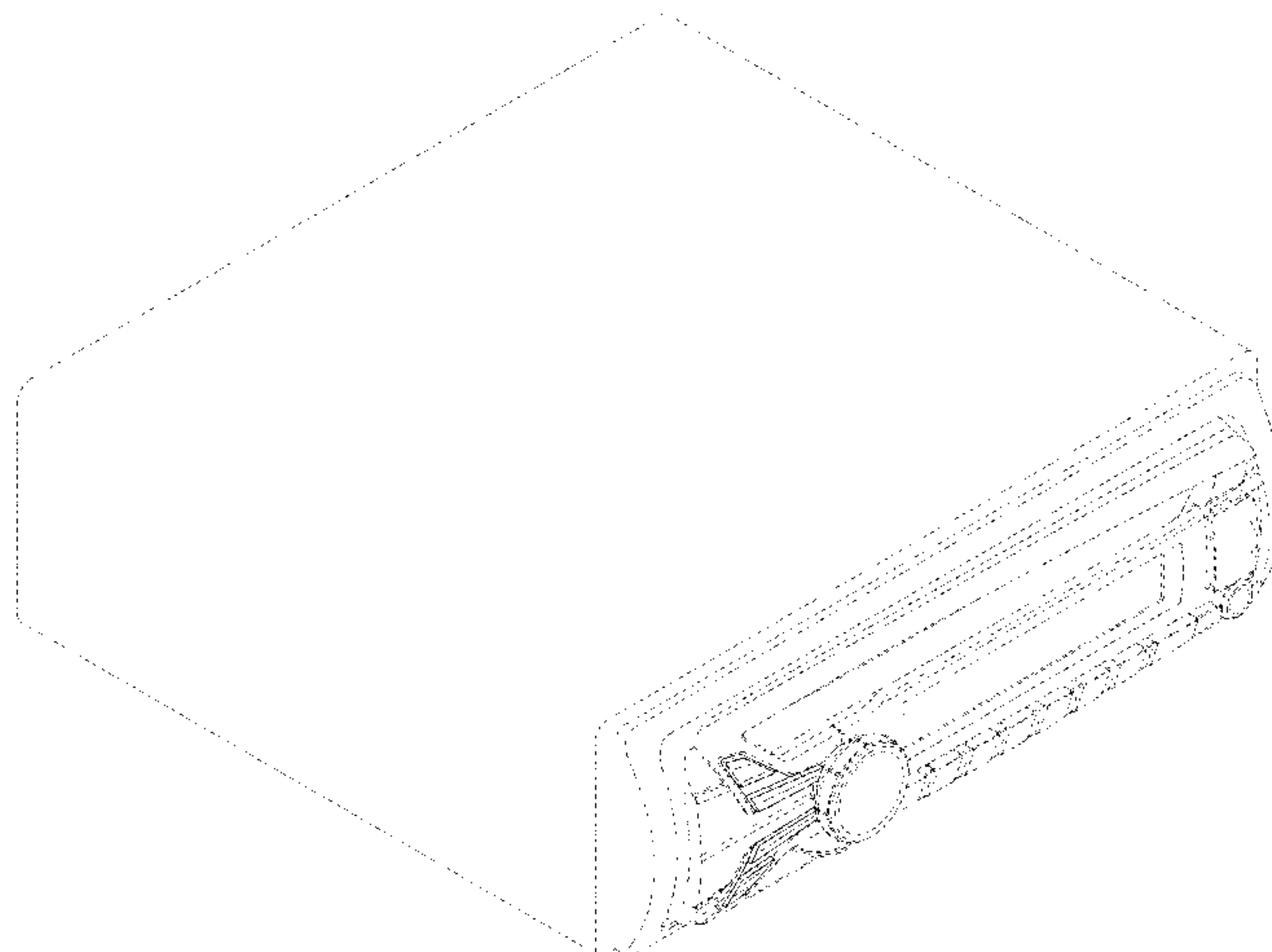
FIG. 4 is a right side elevation view thereof;

FIG. 5 is a top plan view thereof; and,

FIG. 6 is a bottom plan view thereof.

Portions shown as broken lines show unclaimed subject matter only and form no part of the claimed design.

1 Claim, 5 Drawing Sheets



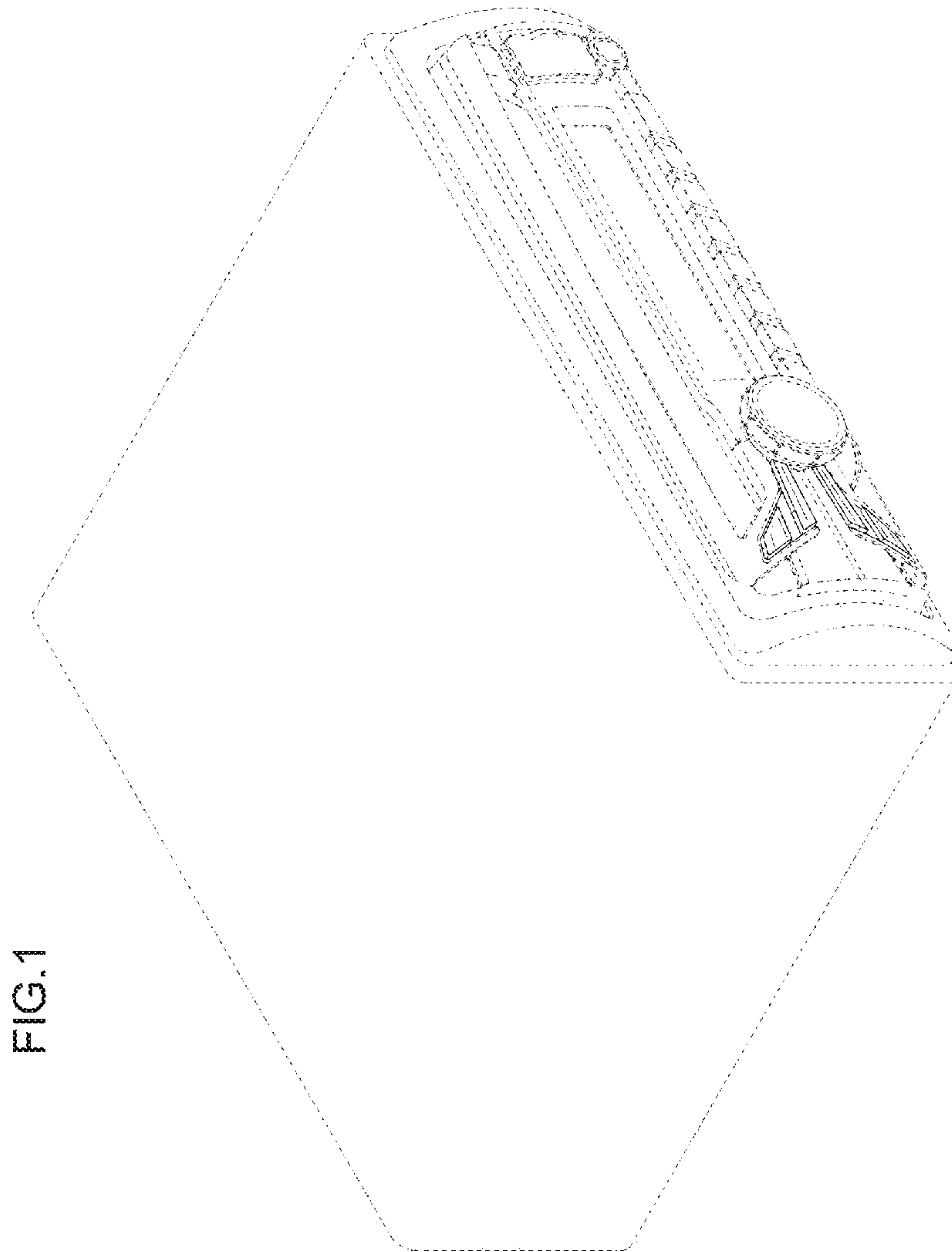


FIG. 1

FIG.2




FIG.3



FIG.4



FIG.5




FIG.6

