



US00D705189S

(12) **United States Design Patent**
Chovin et al.

(10) **Patent No.:** **US D705,189 S**

(45) **Date of Patent:** **** May 20, 2014**

(54) **INTERCOMMUNICATION APPARATUS**

(56) **References Cited**

(71) Applicant: **“Compagnie Industrielle et Financiere d’Ingenierie” Ingenico**, Paris (FR)

(72) Inventors: **Gauthier Chovin**, Allex (FR); **Fabien Demange**, Saint-Peray (FR)

(73) Assignee: **“Compagnie Industrielle et Financiere d’Ingenierie” Ingenico**, Paris (FR)

(**) Term: **14 Years**

(21) Appl. No.: **29/451,756**

(22) Filed: **Apr. 8, 2013**

(30) **Foreign Application Priority Data**

Oct. 9, 2012 (EM) 002115469-0001

(51) **LOC (10) Cl.** **14-03**

(52) **U.S. Cl.**
USPC **D14/159**; D14/433

(58) **Field of Classification Search**
USPC D14/167, 154, 168, 188, 496, 156, 160,
D14/161, 162, 163, 164, 165, 158, 253, 192,
D14/159, 155, 138 AB, 137, 104.1; 455/351,
455/350, 353; D10/104, 106, 65, 78;
340/573.4, 573.1

See application file for complete search history.

U.S. PATENT DOCUMENTS

D376,991 S *	12/1996	Freese et al.	D14/159
D425,866 S *	5/2000	Nagasawa et al.	D13/147
D559,848 S *	1/2008	Siu	D14/433
D559,849 S *	1/2008	Siu	D14/433
D560,165 S *	1/2008	Matityahu et al.	D13/133
D590,808 S *	4/2009	Holger	D14/142
D591,261 S *	4/2009	Holger	D14/142
D670,290 S *	11/2012	Dalton	D14/433
D670,291 S *	11/2012	Dalton	D14/433
D676,381 S *	2/2013	McSweyn	D13/108
D693,768 S *	11/2013	Alesi et al.	D13/110

* cited by examiner

Primary Examiner — Austin Murphy

(74) *Attorney, Agent, or Firm* — Hamre, Schumann, Mueller & Larson, P.C.

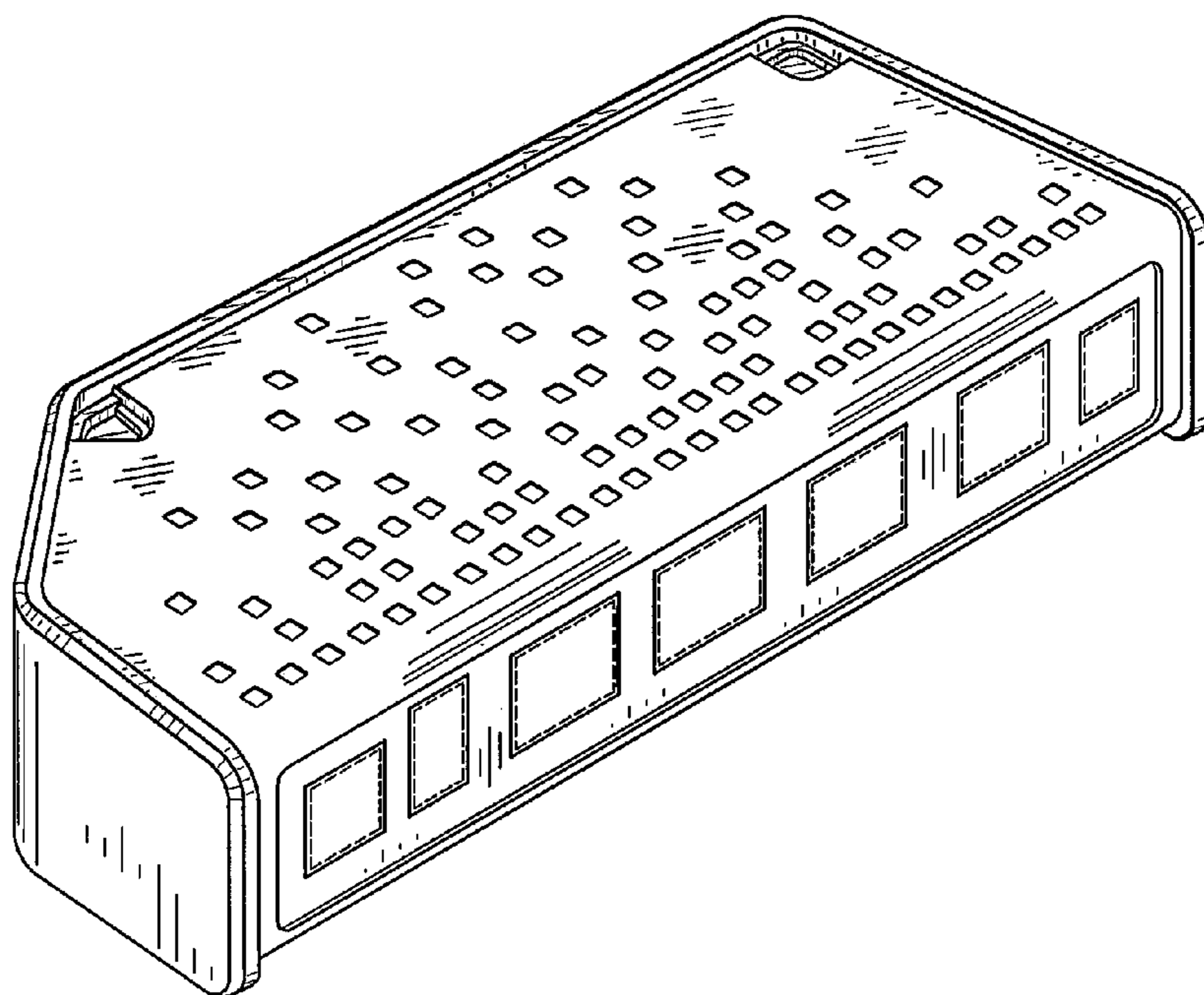
(57) **CLAIM**

The ornamental design for an intercommunication apparatus, as shown and described.

DESCRIPTION

FIG. 1 is a perspective view of an intercommunication apparatus showing our new design; FIG. 2 is a front view thereof; FIG. 3 is a left side view thereof; FIG. 4 is a right side view thereof; FIG. 5 is a bottom view thereof; FIG. 6 is a rear view thereof; and, FIG. 7 is top view thereof. The broken lines shown in the drawings represent portions of the intercommunication apparatus that form no part of the claimed design.

1 Claim, 3 Drawing Sheets



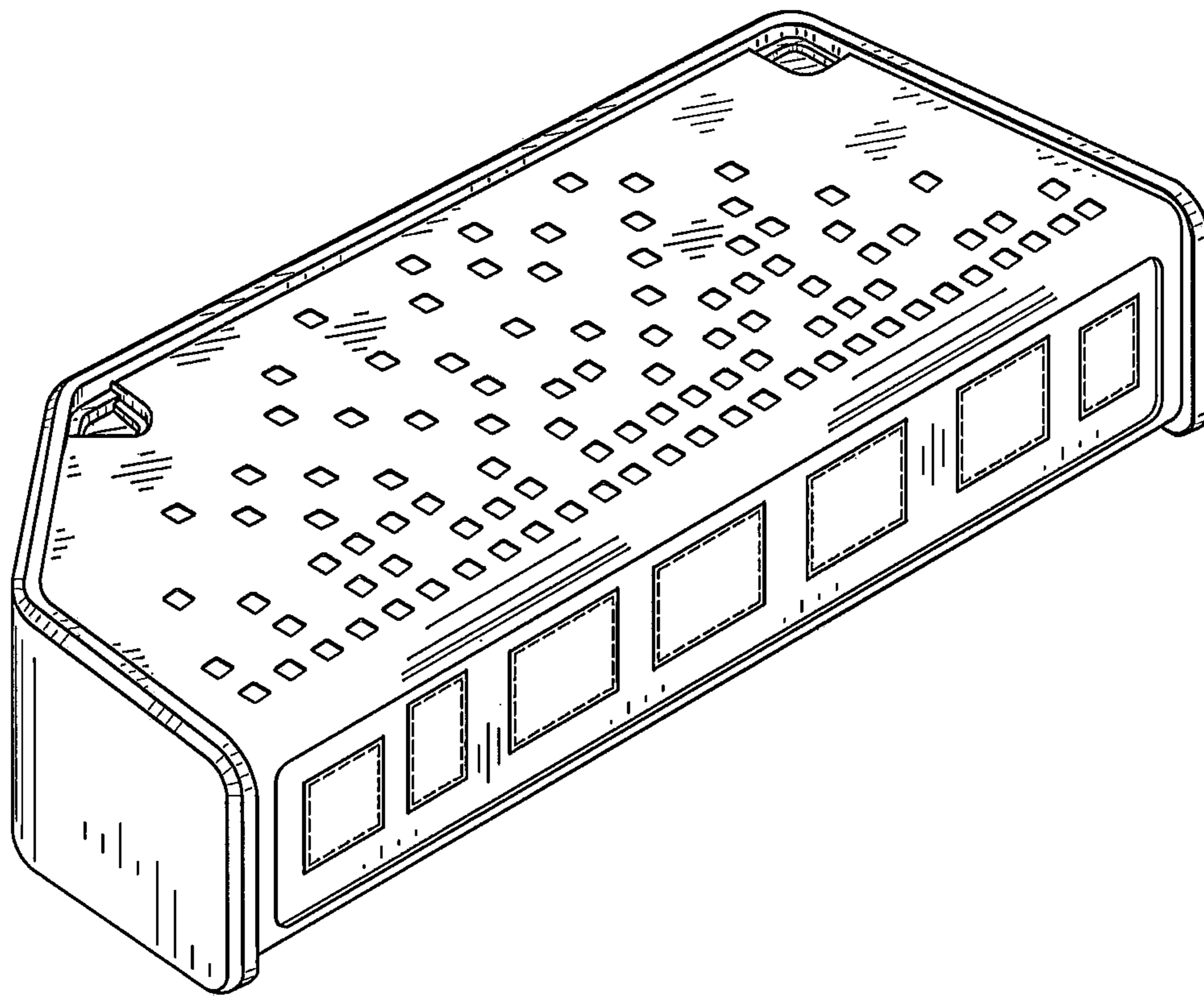


FIG. 1

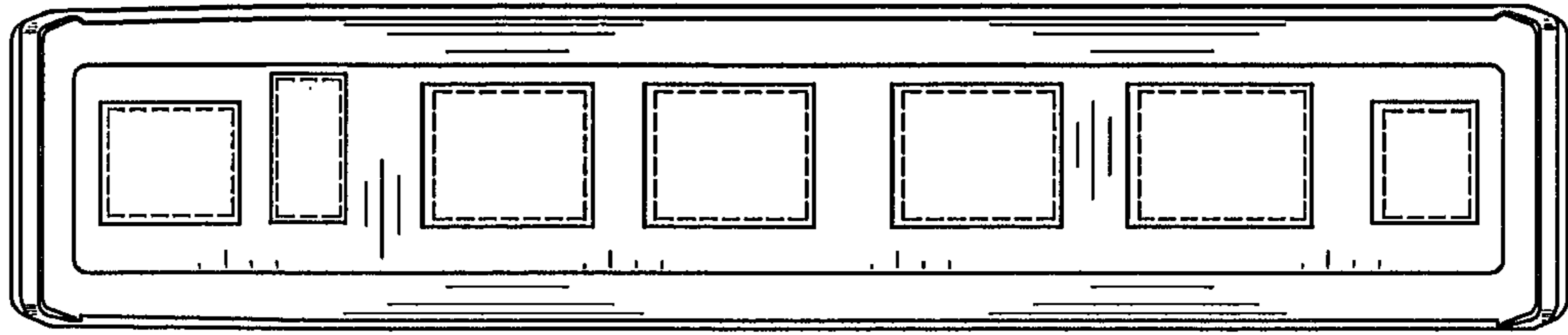


FIG. 2

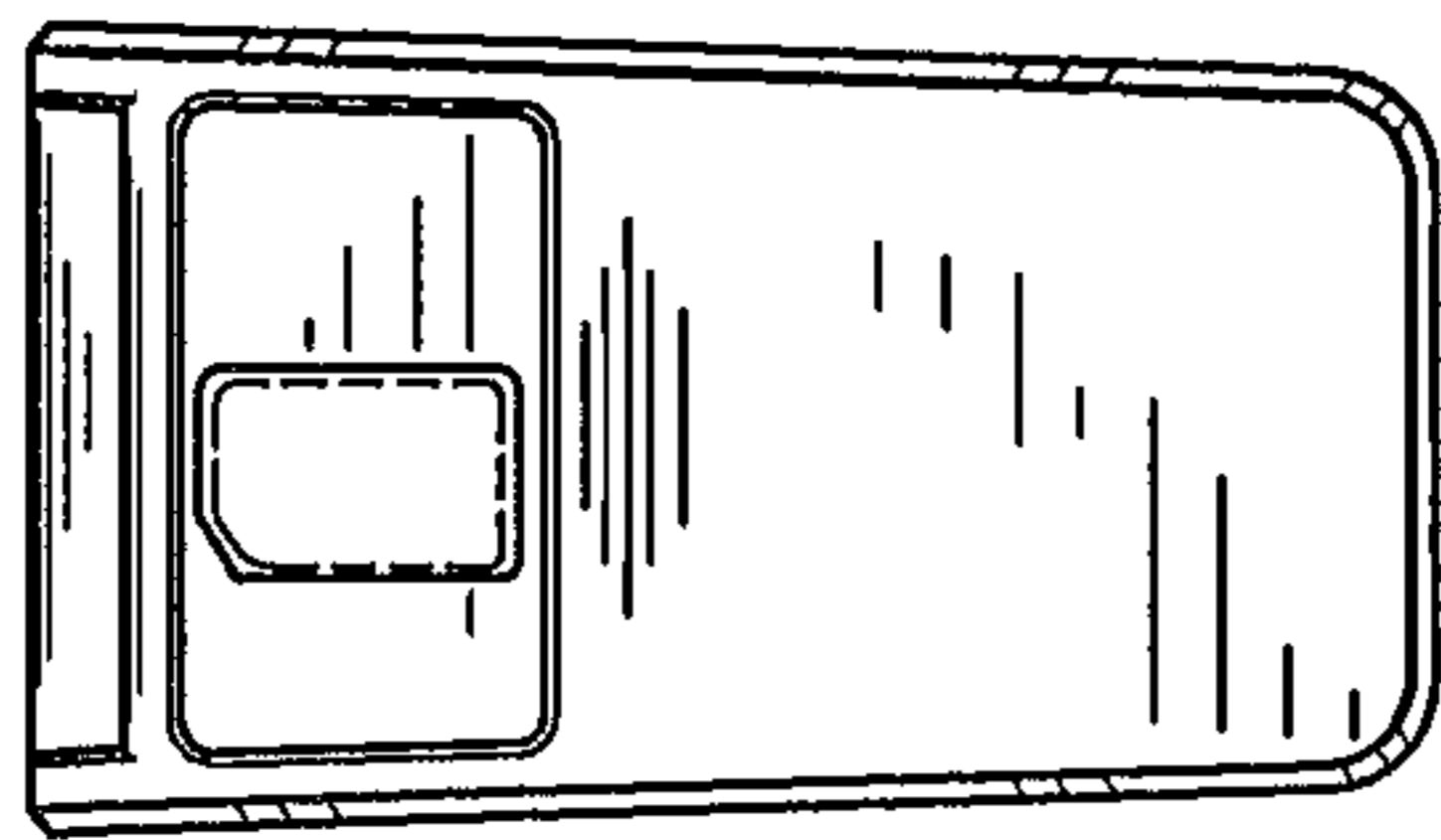


FIG. 3

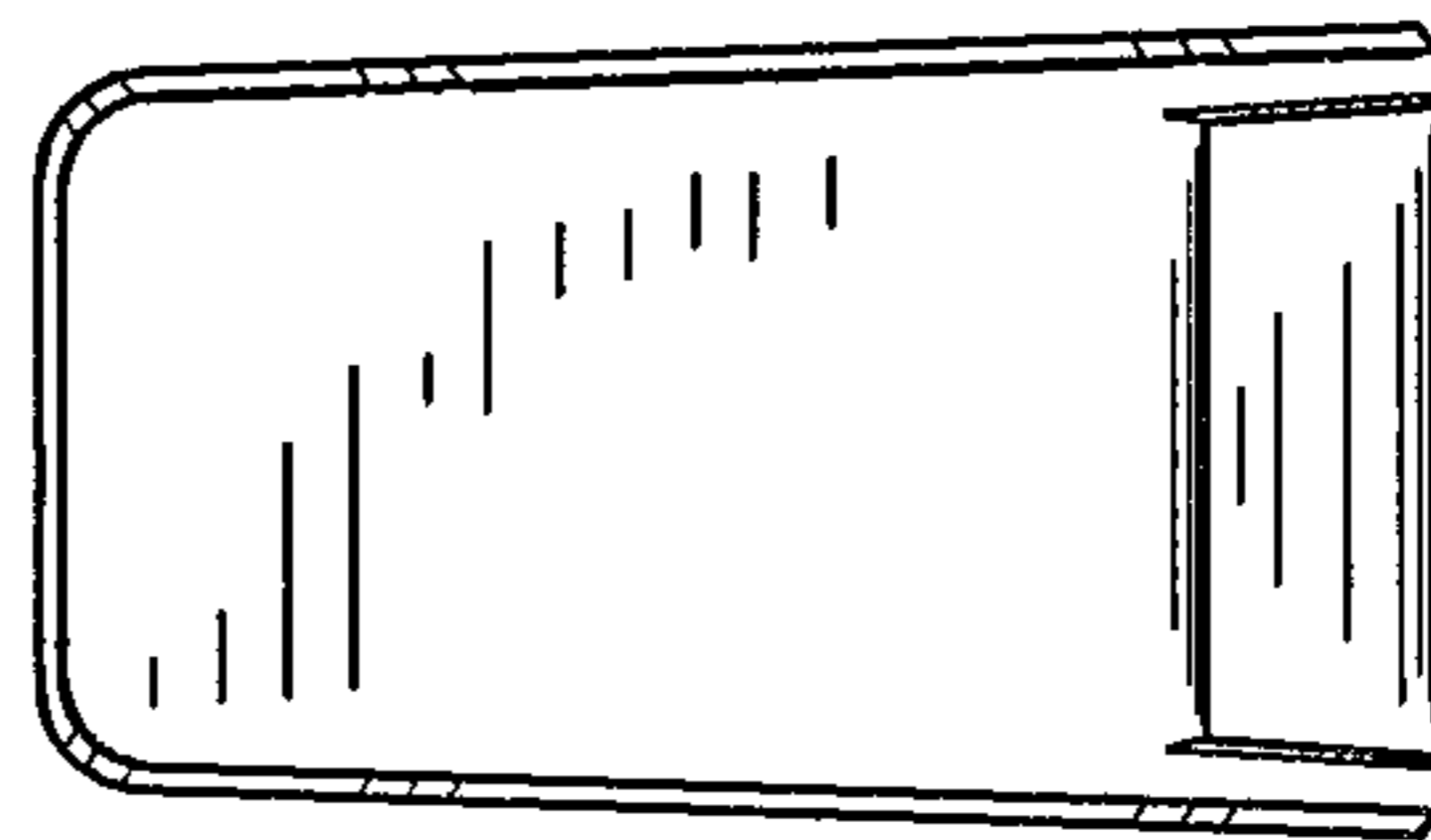


FIG. 4

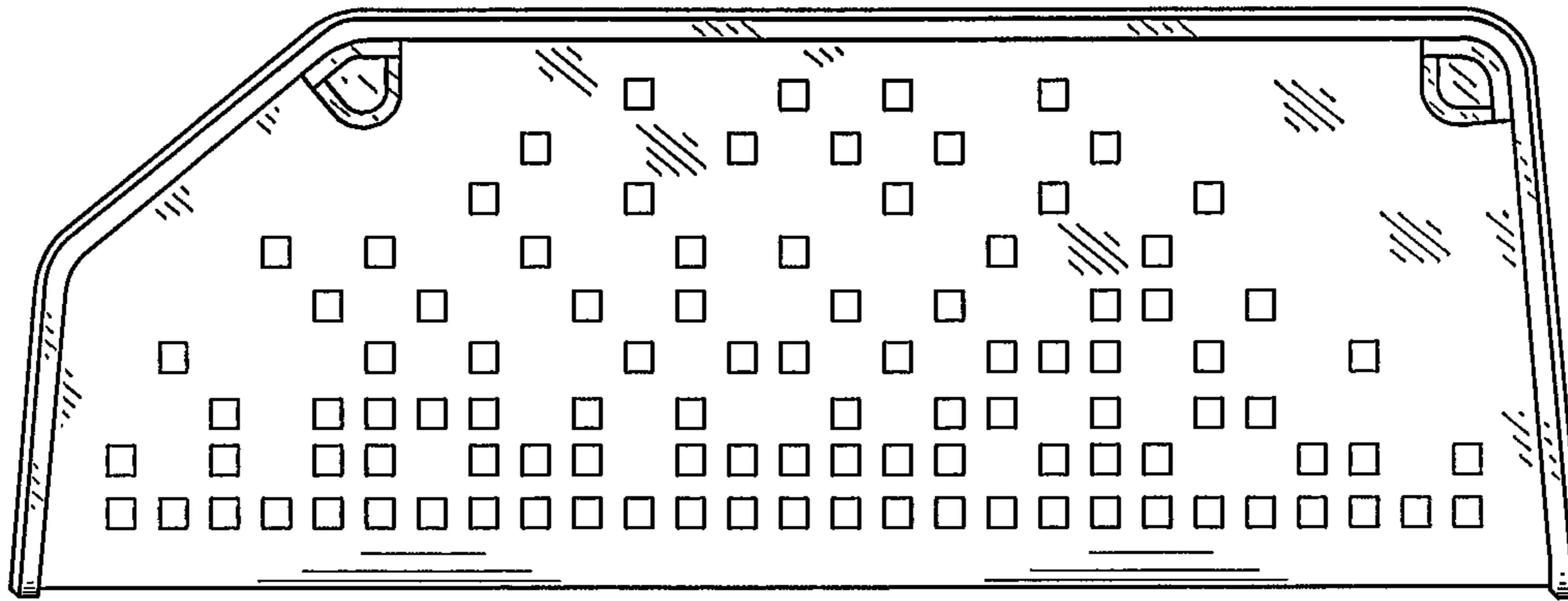


FIG. 5




FIG. 6




FIG. 7