



US00D705147S

(12) **United States Design Patent**  
**Kinoshita et al.**

(10) **Patent No.:** **US D705,147 S**

(45) **Date of Patent:** **\*\* May 20, 2014**

(54) **INDICATOR PANEL**

(71) Applicant: **Iseki & Co., Ltd.**, Matsuyama (JP)

(72) Inventors: **Masami Kinoshita**, Iyo-gun (JP); **Seiji Tanaka**, Iyo-gun (JP)

(73) Assignee: **Iseki & Co., Ltd.**, Matsuyama-shi (JP)

(\*\*) Term: **14 Years**

(21) Appl. No.: **29/438,398**

(22) Filed: **Nov. 29, 2012**

(30) **Foreign Application Priority Data**

Jun. 29, 2012 (JP) ..... 2012-015502

(51) **LOC (10) Cl.** ..... **12-16**

(52) **U.S. Cl.**  
USPC ..... **D12/192**

(58) **Field of Classification Search**  
USPC ..... D12/192, 415, 110, 114; 180/90;  
280/750-752; 296/190.01-190.09,  
296/191, 70; D15/7, 28; D10/46, 98,  
D10/102-103, 122-127  
See application file for complete search history.

(56) **References Cited**

**U.S. PATENT DOCUMENTS**

D281,725 S \* 12/1985 Schreiner ..... D26/93  
D589,388 S \* 3/2009 Sauter ..... D10/102

D598,832 S \* 8/2009 Sauter ..... D12/192  
D631,808 S \* 2/2011 Yamazaki ..... D12/192  
D650,728 S \* 12/2011 Mayrand et al. .... D12/192  
D654,415 S \* 2/2012 Mizuno ..... D12/192  
D656,440 S \* 3/2012 Klein ..... D12/192  
D673,487 S \* 1/2013 Hanson et al. .... D12/192  
D690,614 S \* 10/2013 Mascadri et al. .... D10/125  
2004/0125587 A1 \* 7/2004 Wada et al. .... 362/29  
2009/0206627 A1 \* 8/2009 Duplantis et al. .... 296/72

\* cited by examiner

*Primary Examiner* — Katrina A Betton

(74) *Attorney, Agent, or Firm* — Oblon, Spivak, McClelland, Maier & Neustadt, L.L.P.

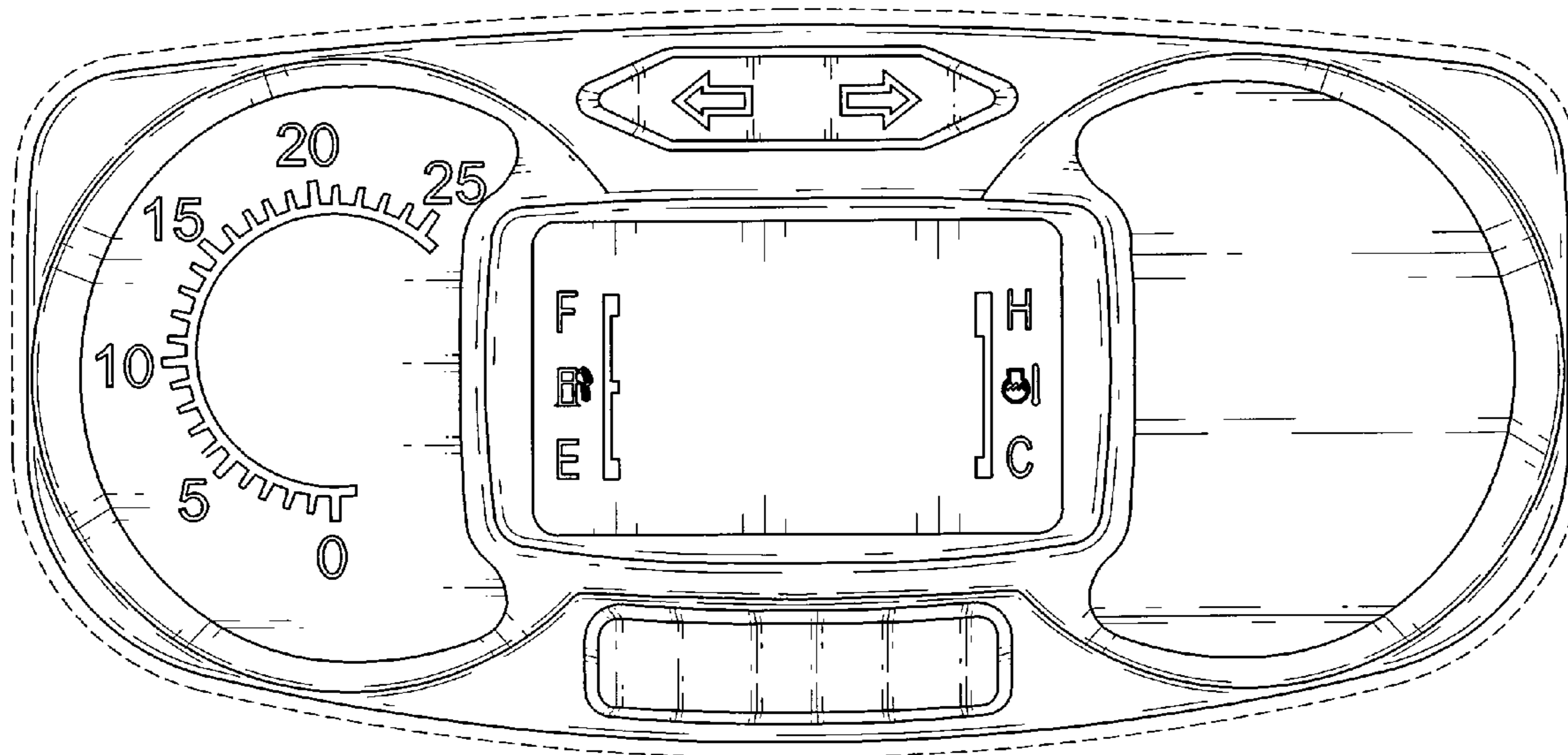
(57) **CLAIM**

The ornamental design for an indicator panel, as shown and described.

**DESCRIPTION**

FIG. 1 is a front, bottom, and left side perspective view of an indicator panel;  
FIG. 2 is a front elevational view thereof;  
FIG. 3 is a rear elevational view thereof;  
FIG. 4 is a top plan view thereof;  
FIG. 5 is a bottom plan view thereof;  
FIG. 6 is a right side elevational view thereof; and,  
FIG. 7 is a left side elevational view thereof.  
The broken lines in the drawings depict environmental subject matter only and form no part of the claimed design.

**1 Claim, 5 Drawing Sheets**



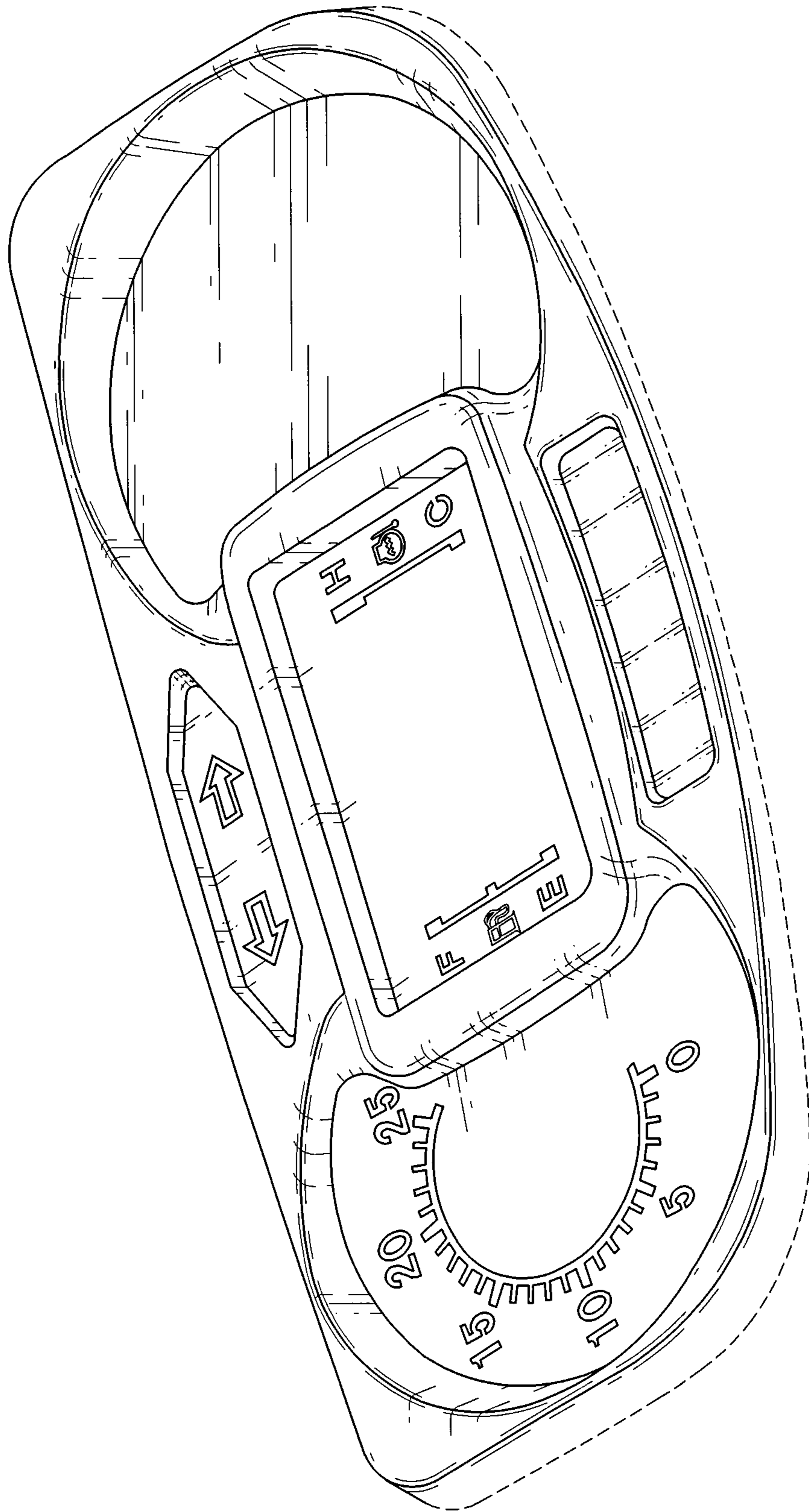


FIG. 1

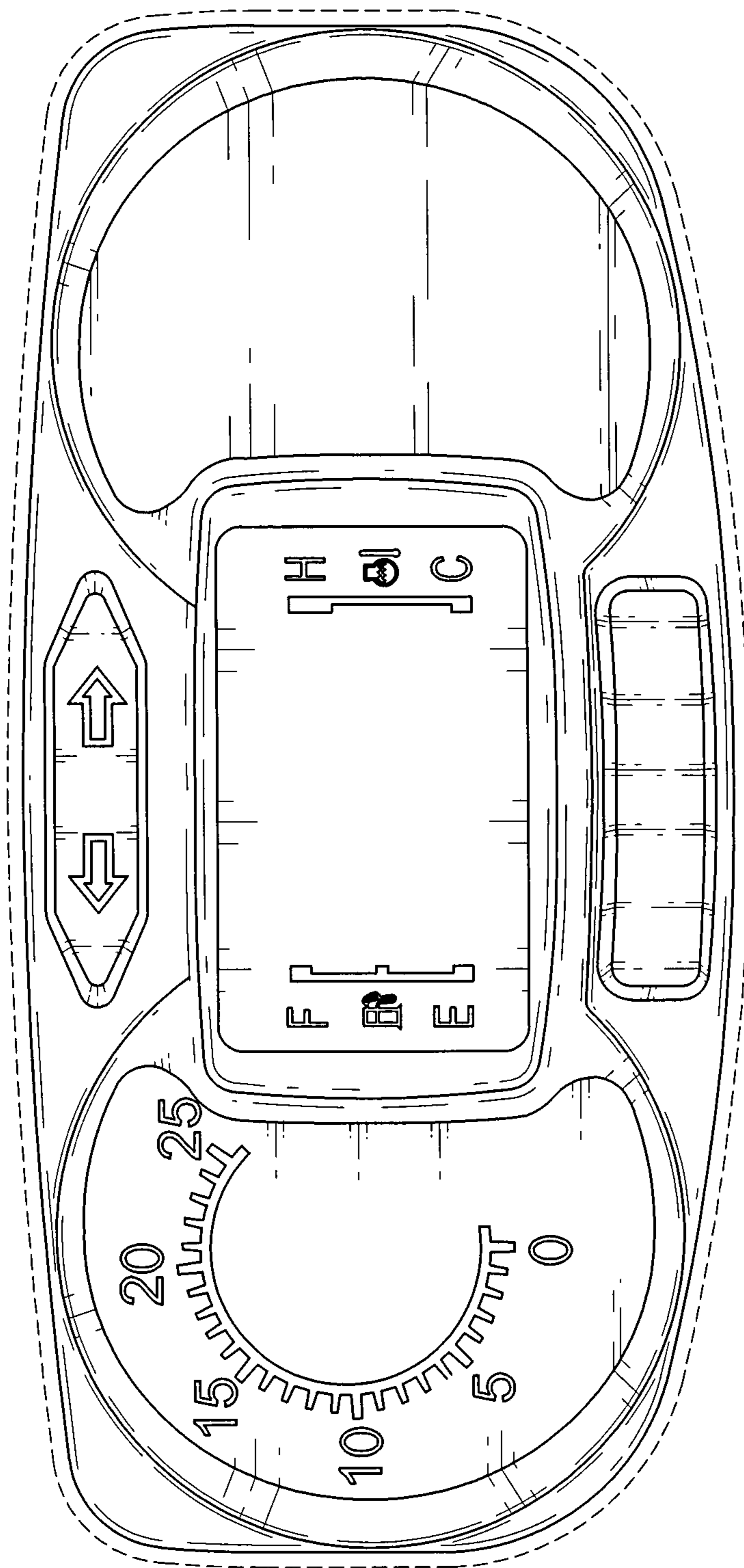


FIG. 2





FIG. 3



FIG. 4



FIG. 5



*FIG. 6*



*FIG. 7*