



US00D705141S

(12) **United States Design Patent**  
**Jensen et al.**

(10) **Patent No.:** **US D705,141 S**  
(45) **Date of Patent:** **\*\* May 20, 2014**

- (54) **TRANSITION FAIRING**
- (71) Applicants: **John P. Jensen**, Sanger, TX (US);  
**Kunjithapadam Raghavendran**,  
Denton, TX (US); **Jeffrey P. Smith**,  
Prosper, TX (US); **Derek S. Sancer**,  
Corinth, TX (US)
- (72) Inventors: **John P. Jensen**, Sanger, TX (US);  
**Kunjithapadam Raghavendran**,  
Denton, TX (US); **Jeffrey P. Smith**,  
Prosper, TX (US); **Derek S. Sancer**,  
Corinth, TX (US)
- (73) Assignee: **PACCAR Inc**, Bellevue, WA (US)
- (\*\*) Term: **14 Years**
- (21) Appl. No.: **29/447,868**
- (22) Filed: **Mar. 7, 2013**
- (51) **LOC (10) Cl.** ..... **12-08**
- (52) **U.S. Cl.**  
USPC ..... **D12/181**
- (58) **Field of Classification Search**  
USPC ..... D12/181, 191, 196, 400, 190, 88;  
280/727, 770, 848; 296/180.1-180.5,  
296/91; 180/903  
See application file for complete search history.

- D356,770 S 3/1995 Almen
- D374,418 S 10/1996 Griffin
- D375,925 S 11/1996 Griffin
- D384,019 S \* 9/1997 Meryman et al. .... D12/191
- D391,524 S 3/1998 Anderson
- D395,269 S 6/1998 McCauley, Jr.
- D399,465 S 10/1998 Saleen
- D399,791 S 10/1998 Hellhake
- D399,792 S 10/1998 Hellhake
- D403,999 S 1/1999 Lund
- D411,410 S 6/1999 Meryman
- D424,496 S 5/2000 Damon
- D424,999 S 5/2000 Carlson

(Continued)

**OTHER PUBLICATIONS**

“Class Pays,” Peterbilt Motors Company, Denton, Texas, Sep. 1997,  
10•page brochure.

(Continued)

*Primary Examiner* — Katrina A Betton  
(74) *Attorney, Agent, or Firm* — Christensen O’Connor  
Johnson Kindness PLLC


(57) **CLAIM**  
The ornamental design of a transition fairing, as shown and  
described.

**DESCRIPTION**

FIG. 1 is a perspective view of a transition fairing according  
to our new design;  
FIG. 2 is front view of the transition fairing of FIG. 1;  
FIG. 3 is a left side elevational view of the transition fairing of  
FIG. 1;  
FIG. 4 is a top view of the transition fairing of FIG. 1; and,  
FIG. 5 is a bottom view of the transition fairing of FIG. 1.  
FIGS. 1-5 illustrate a first embodiment of our novel design  
suitable for use on the left side of a vehicle. Our novel design  
also includes a second embodiment suitable for use on the  
right side of a vehicle, which is mirror symmetrical to FIGS.  
1-5 and therefore not separately illustrated.

**1 Claim, 2 Drawing Sheets**

- (56) **References Cited**  
U.S. PATENT DOCUMENTS
- D265,983 S 8/1982 Sullivan
- 4,401,338 A 8/1983 Caldwell
- 4,408,792 A 10/1983 Sullivan
- D271,191 S 11/1983 Amprim
- D289,891 S 5/1987 Bielby
- D290,455 S 6/1987 Konen
- D314,163 S 1/1991 Harris
- D320,583 S 10/1991 Simons
- D335,855 S 5/1993 Callaway
- D341,563 S 11/1993 Niemi



(56)

**References Cited**

U.S. PATENT DOCUMENTS

D431,806	S	10/2000	Damon	
D433,365	S	11/2000	Beigel	
D435,237	S	12/2000	Damon	
D436,894	S	1/2001	Barraclough	
D437,258	S	2/2001	Meryman	
D460,023	S	7/2002	Beigel	
D465,749	S	11/2002	Beigel	
D496,620	S	9/2004	Perfetti	
D499,679	S	12/2004	Perfetti	
D519,891	S	5/2006	Lai	
D522,426	S	6/2006	Beigel	
D522,945	S	6/2006	Beigel	
D531,946	S	* 11/2006	Angelo et al.	D12/196
D535,597	S	* 1/2007	Herpel	D12/181
D558,643	S	1/2008	Beigel	
D567,156	S	4/2008	Hutchins	
D603,315	S	11/2009	Gamou	
D613,224	S	4/2010	Beigel	
D633,015	S	* 2/2011	Peltola et al.	D12/181
D635,064	S	* 3/2011	Schachte	D12/159
D637,536	S	5/2011	Peltola	
D643,353	S	* 8/2011	Balicki et al.	D12/181
D666,541	S	9/2012	Stimel, Jr.	
2005/0040668	A1	2/2005	Wood	

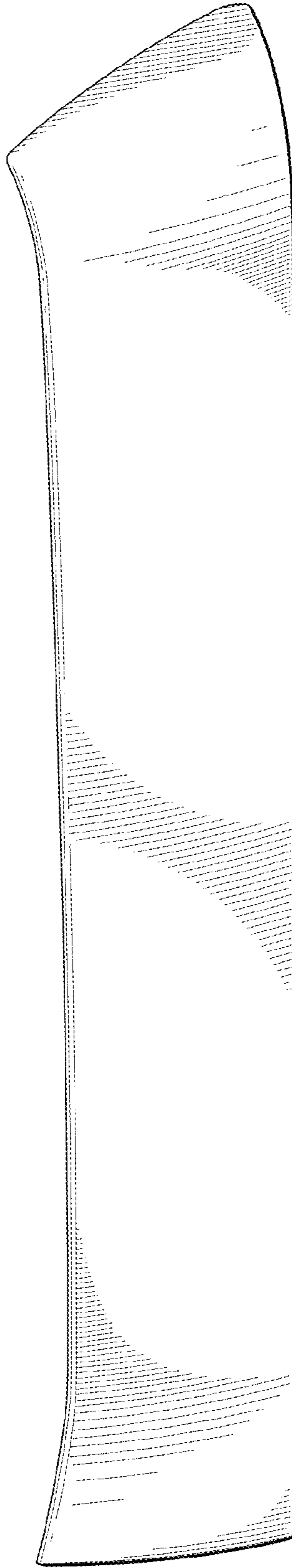
OTHER PUBLICATIONS


“Class Pays,” Peterbilt Motors Company, Denton, Texas, Nov. 1998, 10•page brochure.  
 “Class Pays, Truck Models,” Peterbilt Motors Company, Denton, Texas, Mar. 2005, 24•page brochure.

“Kenworth Truck Models,” Kenworth Truck Company, Kirkland, Washington, 2010, 16•page brochure.  
 “Model 377A/E,” Peterbilt Motors Company, Denton, Texas, Jan. 1995, 6•page brochure.  
 “Model 377A/E,” Peterbilt Motors Company, Denton, Texas, Aug. 1997, 2•page brochure.  
 “Model 385,” Peterbilt Motors Company, Denton, Texas, Oct. 1996, 5•page brochure.  
 “Model 387,” Peterbilt Motors Company, Denton, Texas, Oct. 2002, 2•page brochure.  
 “T600,” Kenworth Truck Company, Kirkland, Washington, 2002, 28•page brochure.  
 “T600,” Kenworth Truck Company, Kirkland, Washington, 2005, 24•page brochure.  
 “T660,” Kenworth Truck Company, Kirkland, Washington, 2007, 36•page brochure.  
 “T660,” Kenworth Truck Company, Kirkland, Washington, 2009, 36•page brochure.  
 “T700,” Kenworth Truck Company, Kirkland, Washington, 2010, 6•page brochure.  
 “T2000,” Kenworth Truck Company, Kirkland, Washington, 1999, 20•page brochure.  
 “T2000,” Kenworth Truck Company, Kirkland, Washington, 2002, 20•page brochure.  
 “T2000,” Kenworth Truck Company, Kirkland, Washington, 2005, 20•page brochure.  
 “W900,” Kenworth Truck Company, Kirkland, Washington, 2005, 28•page brochure.  
 “W900,” Kenworth Truck Company, Kirkland, Washington, 2009, 28•page brochure.


\* cited by examiner

*Fig. 1.*

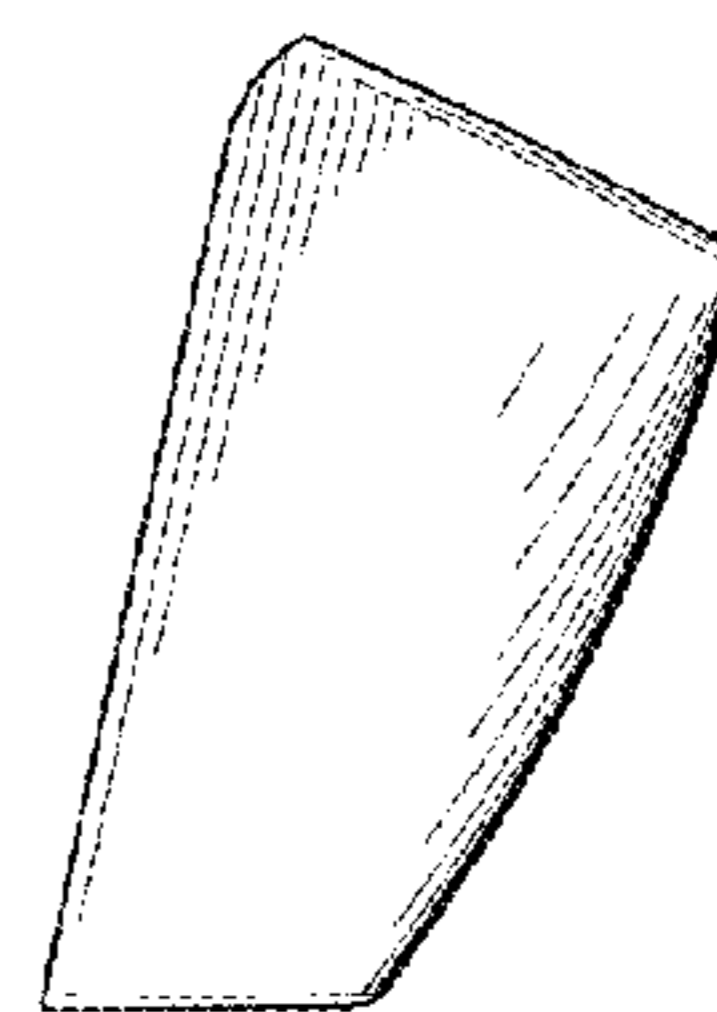




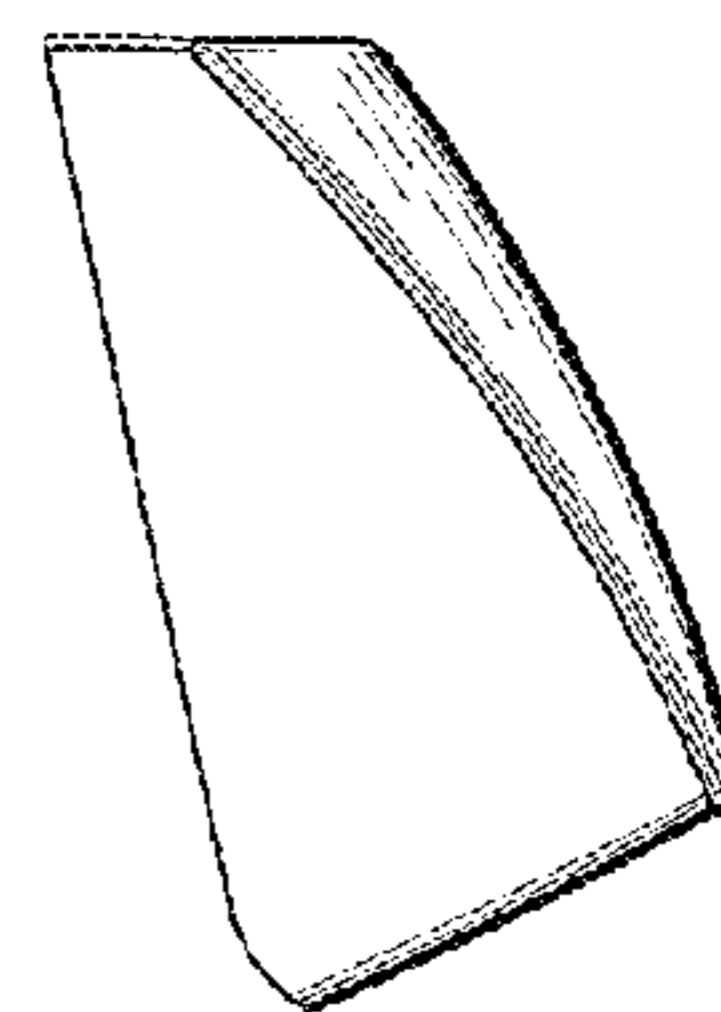
*Fig. 2.*



*Fig. 3.*



*Fig. 4.*



*Fig. 5.*