



US00D705137S

(12) **United States Design Patent**  
**Kawasaki**

(10) **Patent No.:** **US D705,137 S**

(45) **Date of Patent:** **\*\* May 20, 2014**

(54) **RADIATOR GRILL FOR AUTOMOBILE**

(71) Applicant: **Nissan Motor Co., Ltd.**, Kanagawa (JP)

(72) Inventor: **Kenji Kawasaki**, Tokyo (JP)

(73) Assignee: **Nissan Motor Co., Ltd.**, Yokohama (JP)

(\*\*) Term: **14 Years**

(21) Appl. No.: **29/438,960**

(22) Filed: **Dec. 5, 2012**

(30) **Foreign Application Priority Data**

Jun. 5, 2012 (JP) ..... 2012-013384

(51) **LOC (10) Cl.** ..... **12-16**

(52) **U.S. Cl.**  
USPC ..... **D12/163**

(58) **Field of Classification Search**  
USPC ..... D12/163, 196, 171, 169, 216, 90-92,  
D12/86; 180/68.1, 68.6; 296/193.11  
See application file for complete search history.

(56) **References Cited**

**U.S. PATENT DOCUMENTS**

D515,987 S *	2/2006	Yamamoto	.....	D12/163
D526,943 S *	8/2006	Wu	.....	D12/163
D537,019 S *	2/2007	Pfeiffer	.....	D12/163
D565,478 S *	4/2008	Abe	.....	D12/163
D575,686 S *	8/2008	Fukui et al.	.....	D12/163

D575,688 S *	8/2008	Miyata et al.	.....	D12/163
D576,086 S *	9/2008	Ishizuka	.....	D12/163
D584,198 S *	1/2009	Tamura	.....	D12/163
D592,111 S *	5/2009	Janik et al.	.....	D12/163
D592,564 S *	5/2009	Kusamoto et al.	.....	D12/163
D602,820 S *	10/2009	Yukawa et al.	.....	D12/163
D607,785 S *	1/2010	Walter et al.	.....	D12/163
D614,542 S *	4/2010	Kasai et al.	.....	D12/163
D623,565 S *	9/2010	Cogswell	.....	D12/163
D634,676 S *	3/2011	Iida	.....	D12/163
D635,065 S *	3/2011	Seo	.....	D12/163
D670,214 S *	11/2012	Watanabe	.....	D12/163

\* cited by examiner

*Primary Examiner* — Melody Brown

(74) *Attorney, Agent, or Firm* — Global IP Counselors, LLP

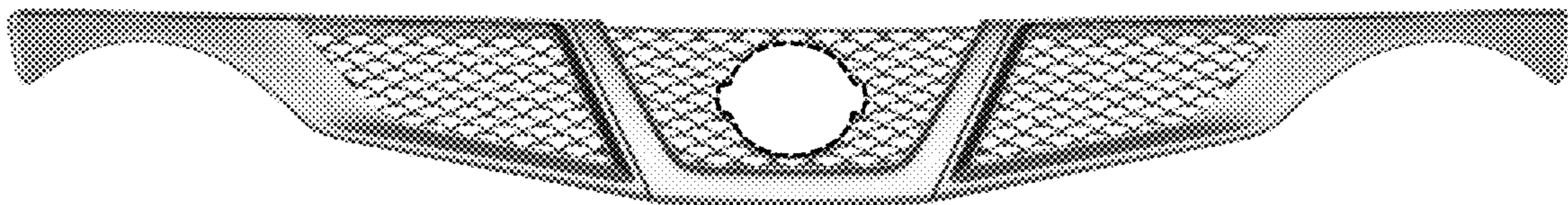
(57) **CLAIM**

The ornamental design for a radiator grill for an automobile, as shown and described.

**DESCRIPTION**

FIG. 1 is a front elevational view of a radiator grill for automobile showing my new design;  
FIG. 2 is a rear elevational view thereof;  
FIG. 3 is a top plan view thereof;  
FIG. 4 is a bottom plan view thereof;  
FIG. 5 is a right side elevational thereof;  
FIG. 6 is a left side elevational view thereof; and,  
FIG. 7 is a front and left side perspective view thereof.  
The broken line showing of the radiator grill is for purpose of illustrating environmental structure and forms no part of the claimed design.

**1 Claim, 7 Drawing Sheets**



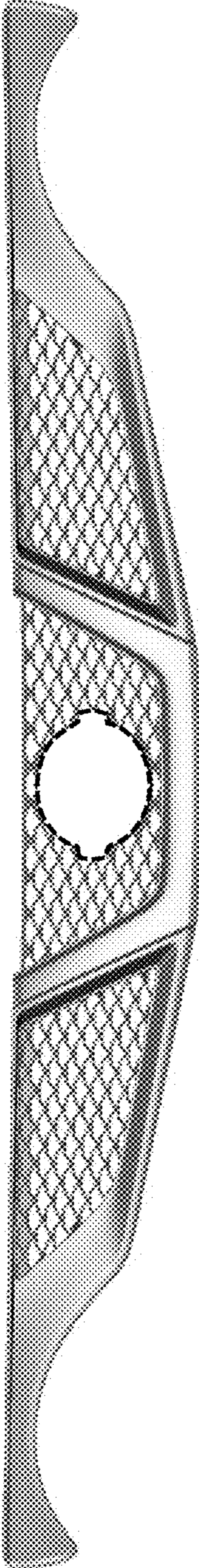


FIG. 1

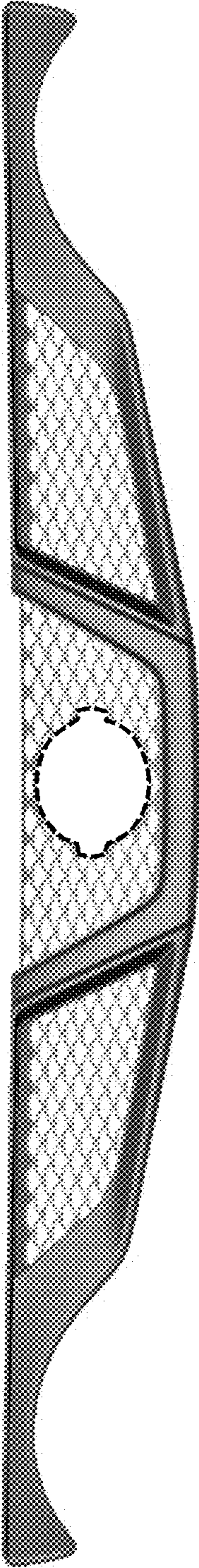

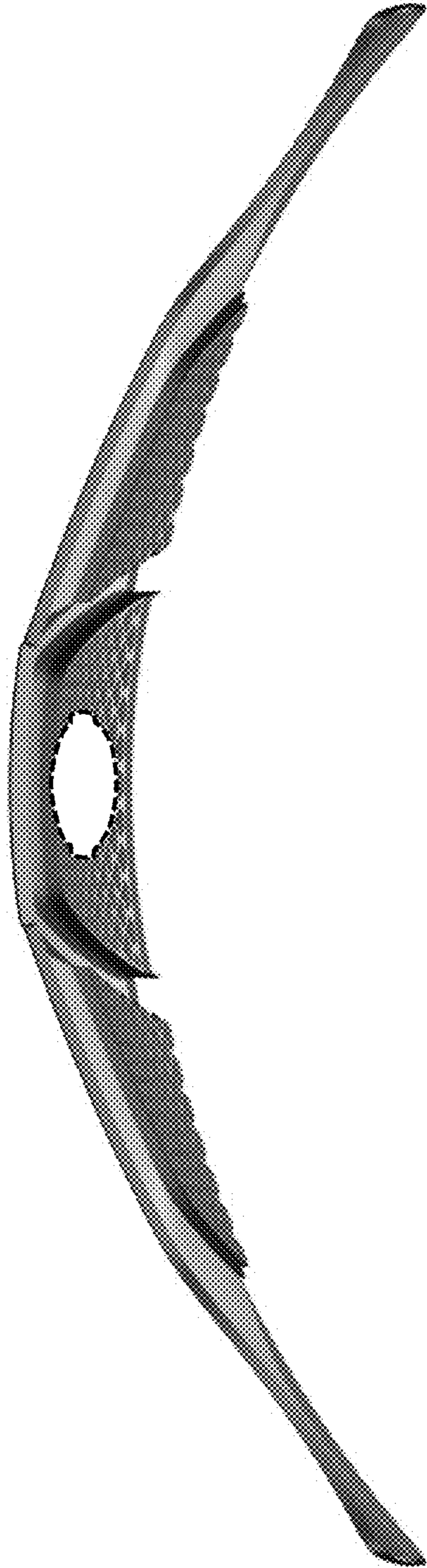


FIG. 2



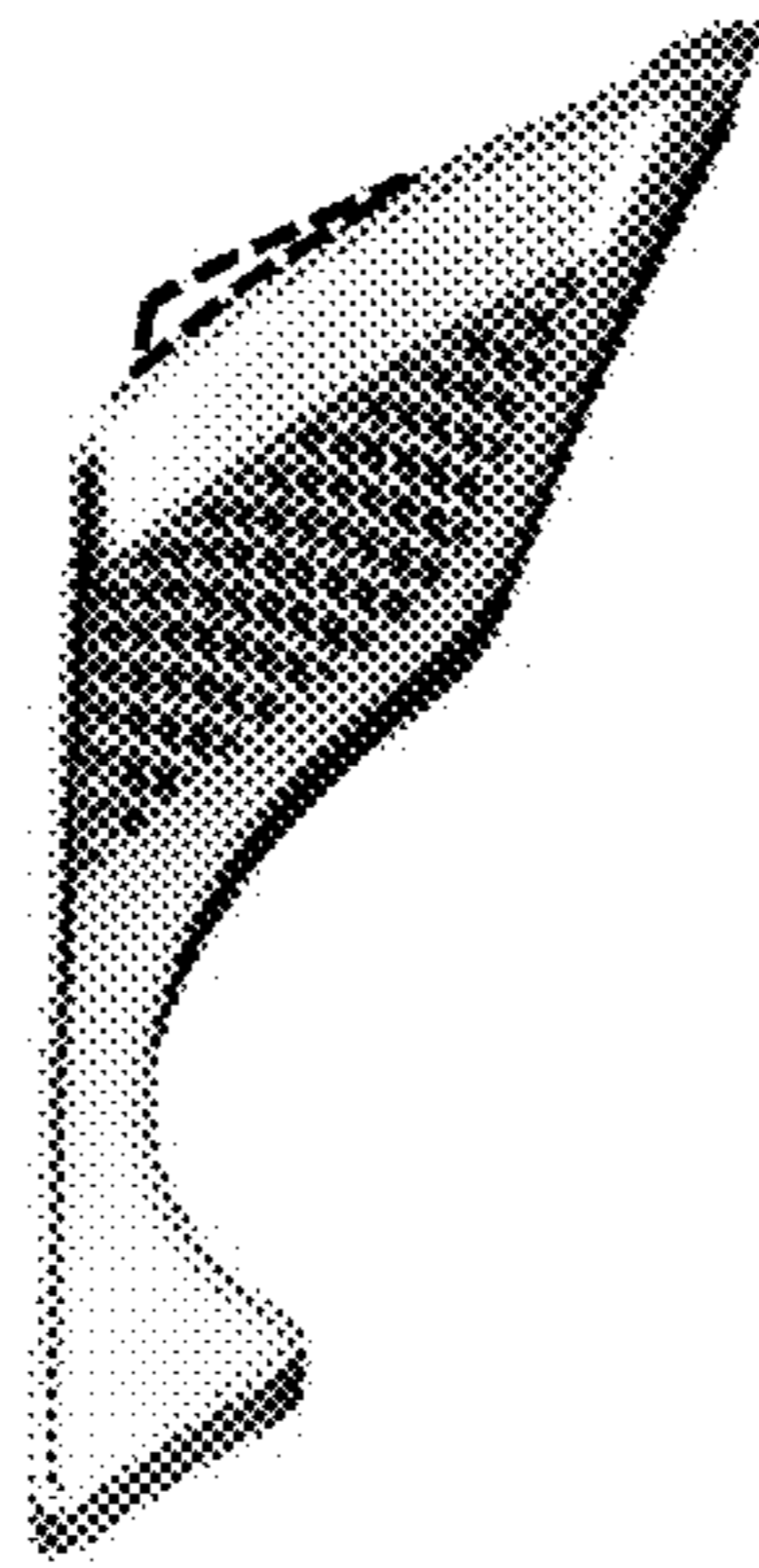
**FIG. 3**



**FIG. 4**



**FIG. 5**



**FIG. 6**

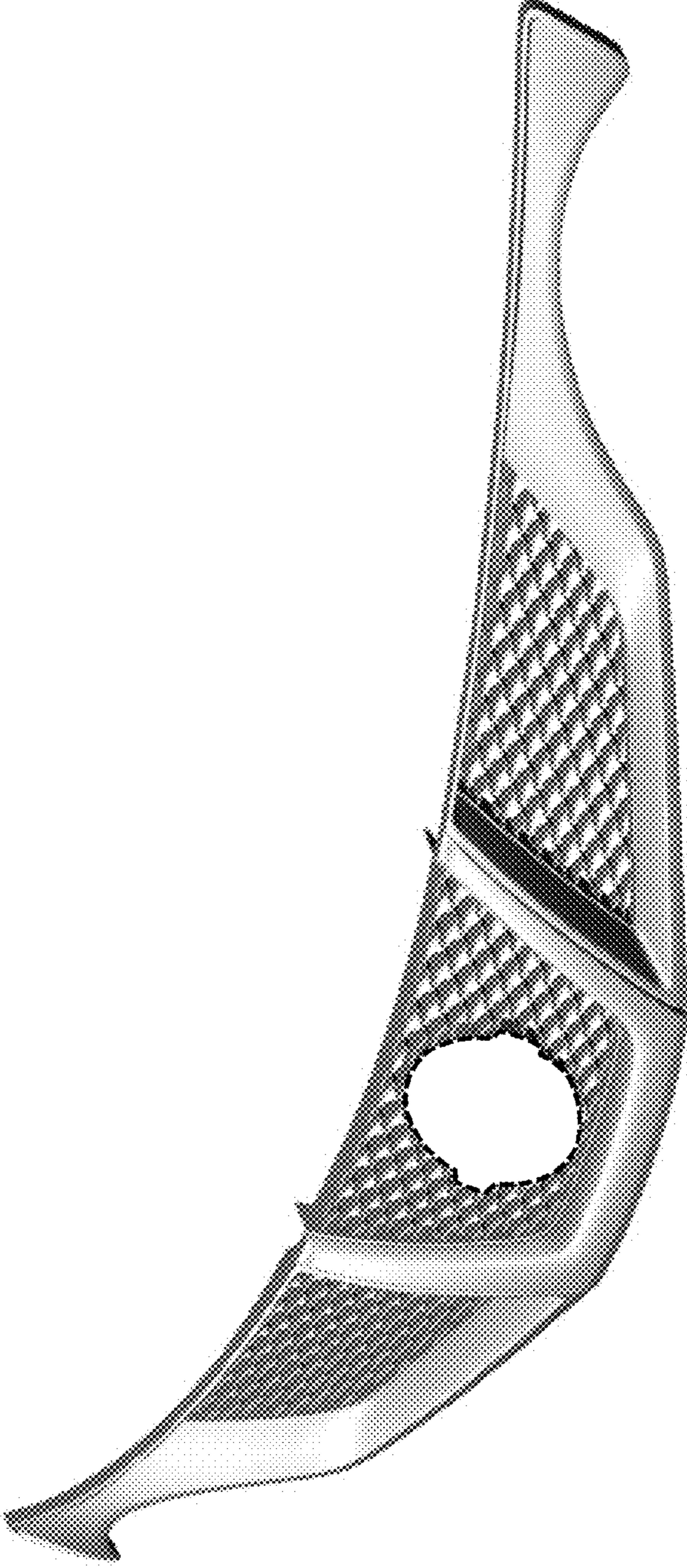


FIG. 7