



US00D705119S

(12) **United States Design Patent**  
**Dubow**

(10) **Patent No.:** **US D705,119 S**

(45) **Date of Patent:** **\*\* May 20, 2014**

(54) **HOT AIR BALLOON CORK HOLDER**

(71) Applicant: **Epic Products, Inc.**, Santa Ana, CA  
(US)

(72) Inventor: **Ardeen Dubow**, Santa Ana, CA (US)

(73) Assignee: **Epic Products, Inc.**, Santa Ana, CA  
(US)

(\*\*) Term: **14 Years**

(21) Appl. No.: **29/457,970**

(22) Filed: **Jun. 14, 2013**

(51) **LOC (10) Cl.** ..... **11-02**

(52) **U.S. Cl.**  
USPC ..... **D11/157**

(58) **Field of Classification Search**  
USPC ..... D7/560, 564, 563, 571, 628, 604, 606,  
D7/625, 601; D11/130, 157, 184, 164;  
D2/910, 915; D3/270, 271.1; 206/457;  
D9/681, 600

See application file for complete search history.

(56) **References Cited**

**U.S. PATENT DOCUMENTS**

D225,754 S *	1/1973	Goforth et al.	.....	D21/833
3,860,201 A *	1/1975	Hall	.....	244/99
4,174,082 A *	11/1979	Eshoo	.....	244/31
D288,042 S *	2/1987	Breeze et al.	.....	D6/563
D355,624 S *	2/1995	Wiegand	.....	D11/163
D362,513 S *	9/1995	Witcher	.....	D26/73
D439,283 S *	3/2001	Naranjo	.....	D21/440

D499,334 S *	12/2004	Murray, Jr.	.....	D9/673
D523,908 S *	6/2006	Hedrick et al.	.....	D21/370
D558,086 S *	12/2007	Herber	.....	D11/163
D617,611 S *	6/2010	DuBow	.....	D7/628
D617,612 S *	6/2010	DuBow	.....	D7/628
D626,325 S *	11/2010	DuBow	.....	D3/202
D639,159 S *	6/2011	Dubow	.....	D9/439
D672,684 S *	12/2012	Dubow	.....	D11/157
D674,317 S *	1/2013	Dubow	.....	D11/157

**OTHER PUBLICATIONS**

Epic Products, Inc., Cork Cages (R), <http://epicproductsinc.com/c-257-cork-cages.aspx>, Jul. 1, 2012.

\* cited by examiner

*Primary Examiner* — T. Chase Nelson

*Assistant Examiner* — Michelle E Wilson

(74) *Attorney, Agent, or Firm* — Nath, Goldberg & Meyer;  
Jerald L. Meyer

(57) **CLAIM**

The ornamental design for a hot air balloon cork holder, as shown and described.

**DESCRIPTION**

FIG. 1 is a perspective view of a hot air balloon cork holder showing my new design;

FIG. 2 is a rear view thereof;

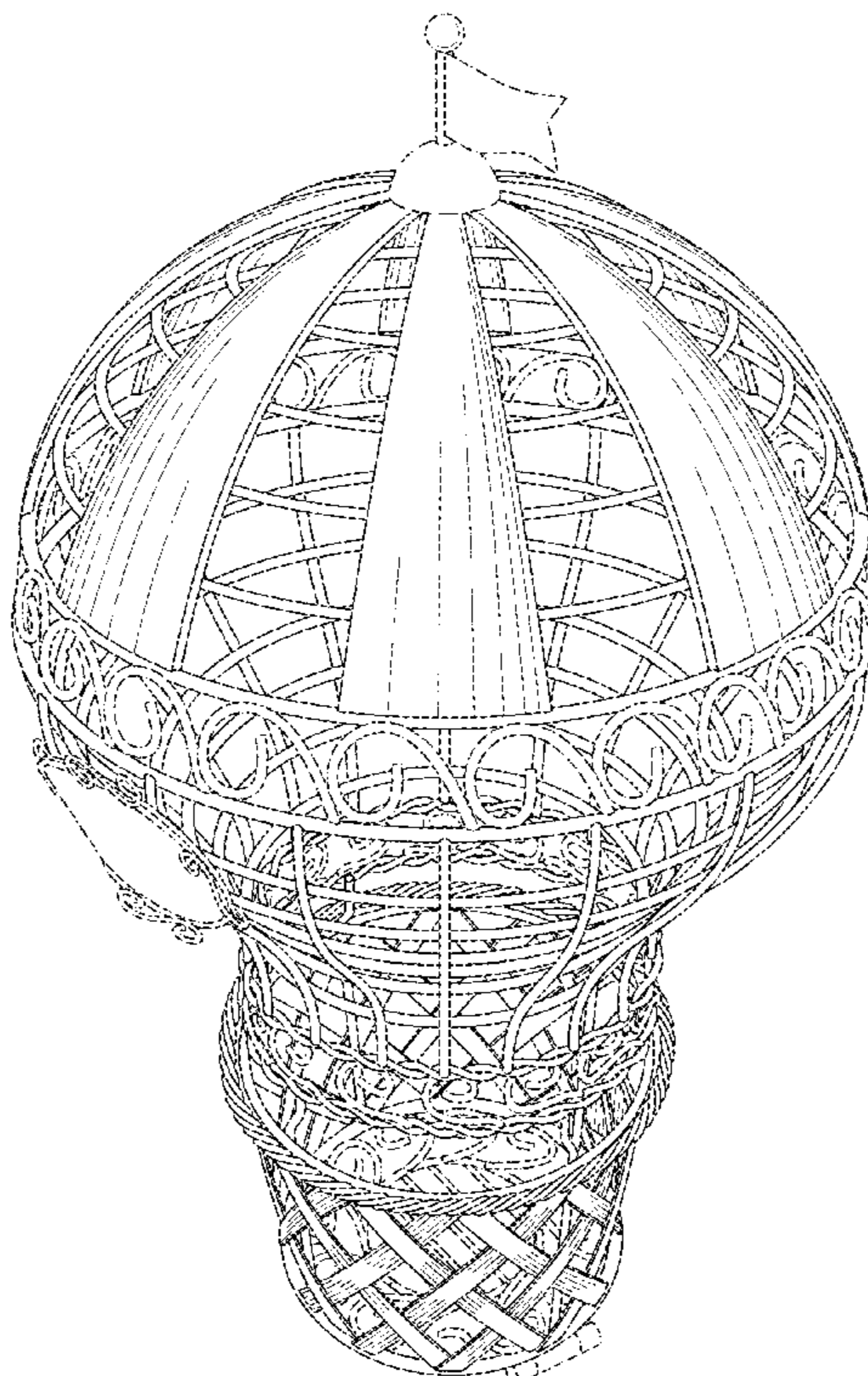
FIG. 3 is a top view thereof;

FIG. 4 is a bottom view thereof; and,

FIG. 5 is a side view.

The broken lines depict portions of the hot air balloon cork holder that form no part of the claimed design.

**1 Claim, 4 Drawing Sheets**



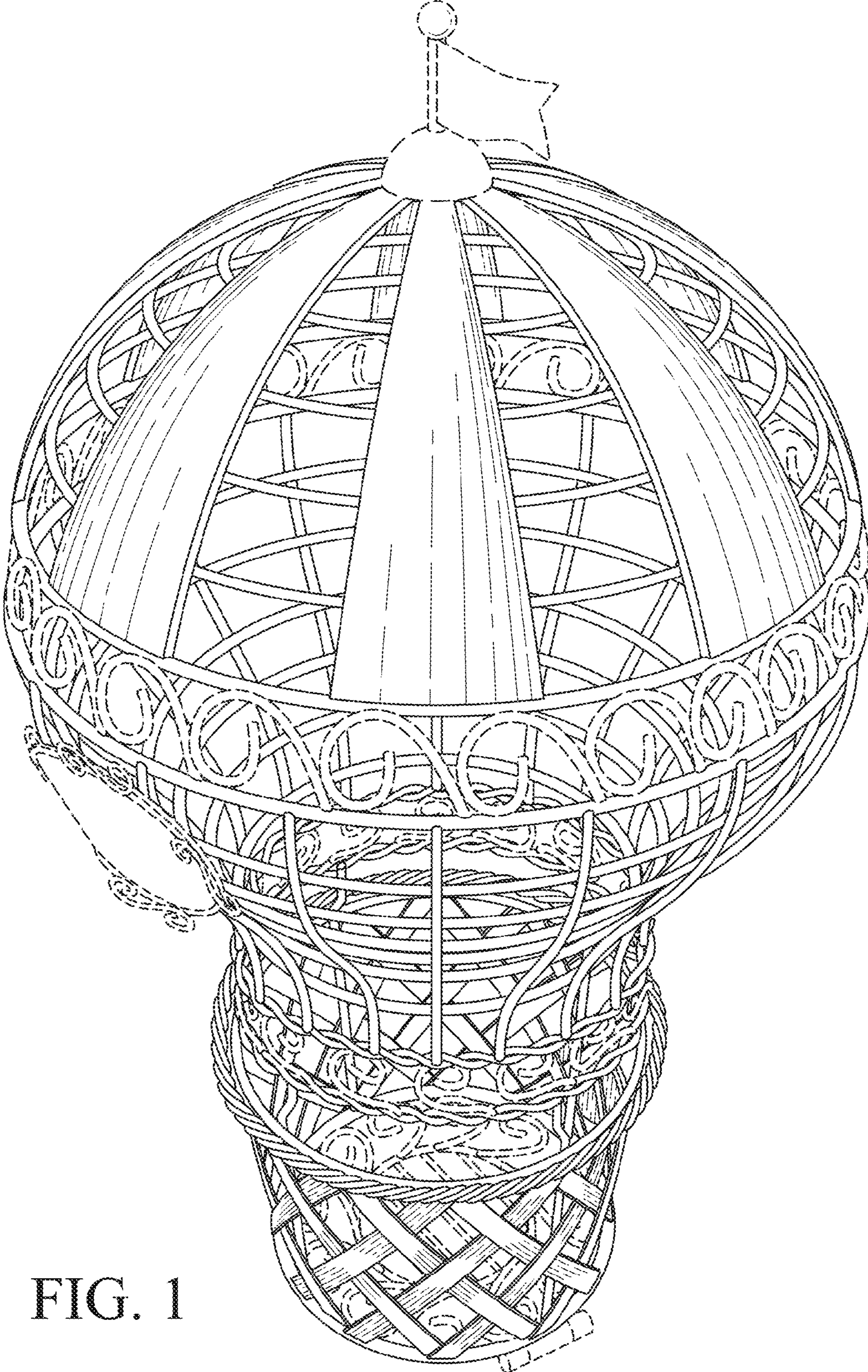


FIG. 1

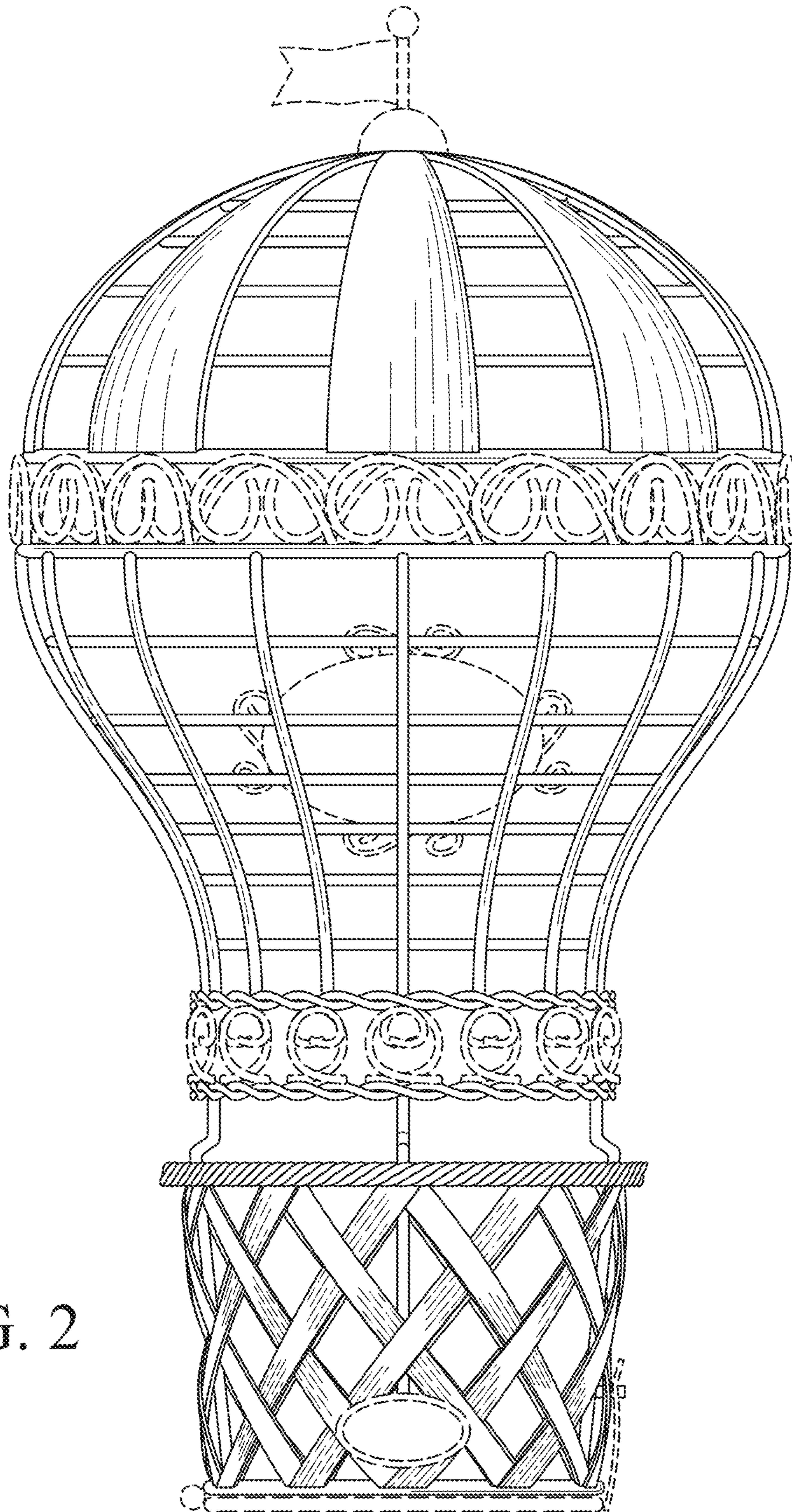


FIG. 2

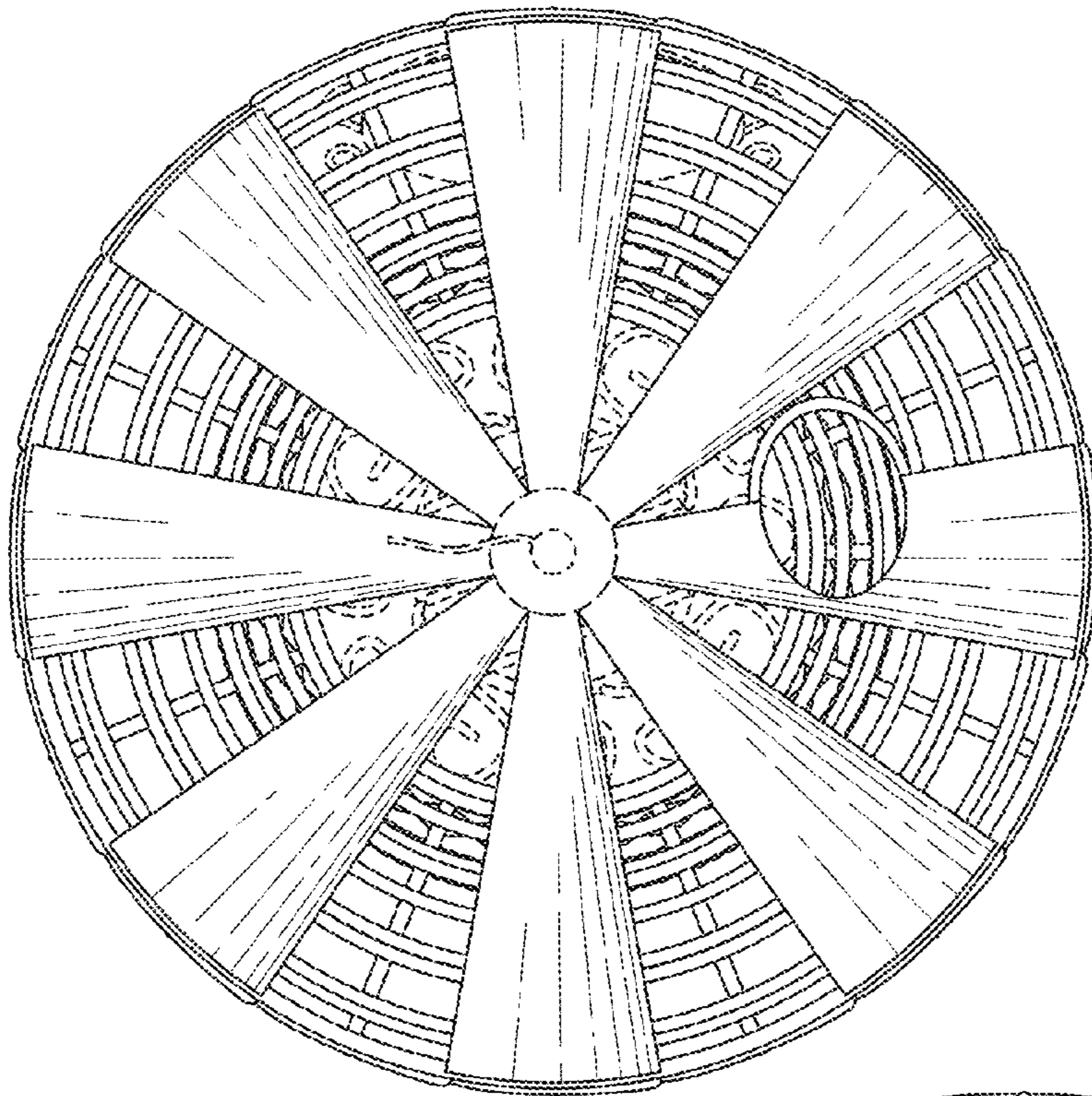


FIG. 3

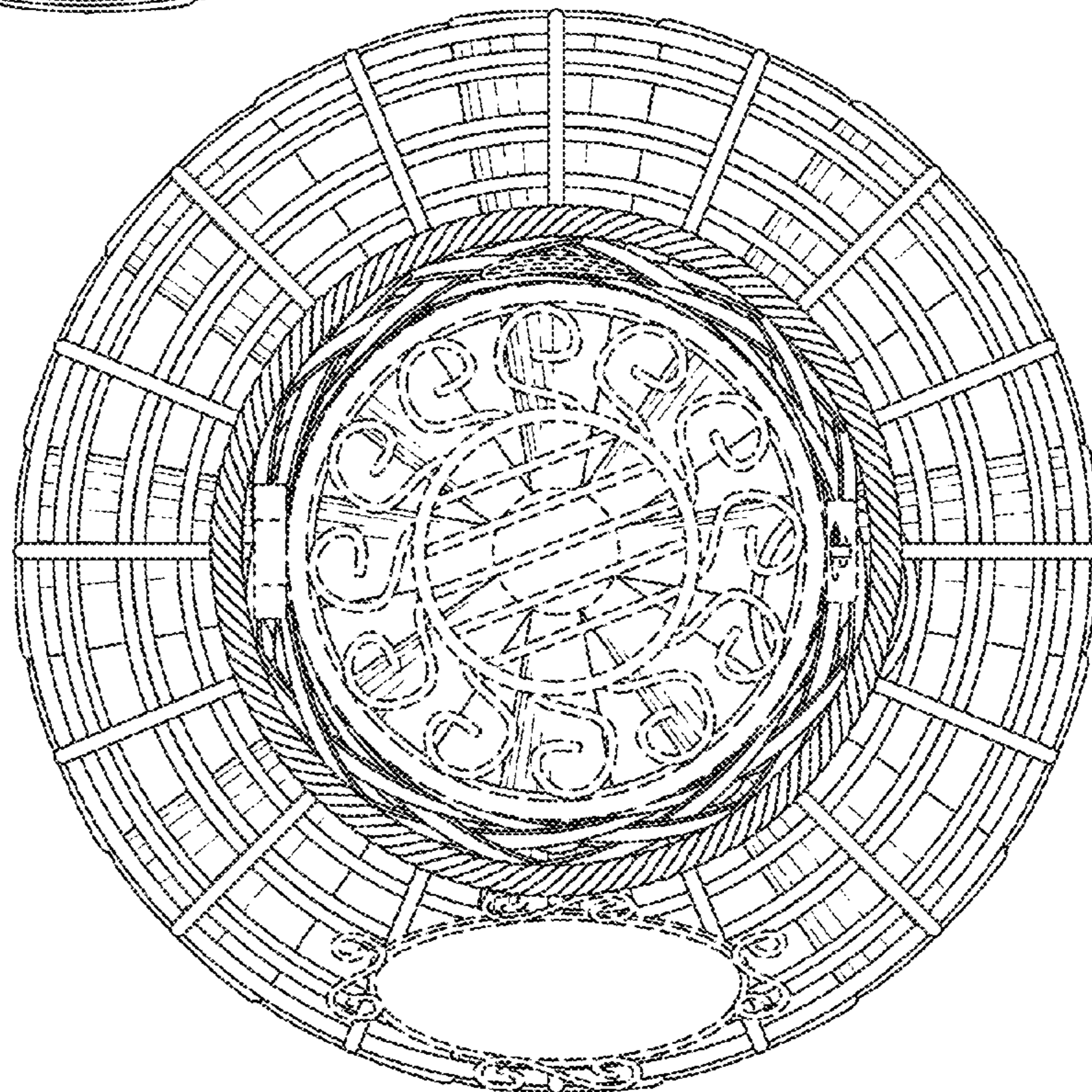


FIG. 4




FIG. 5