



US00D705115S

(12) **United States Design Patent**  
**Doron**

(10) **Patent No.:** **US D705,115 S**  
(45) **Date of Patent:** **\*\* May 20, 2014**

(54) **JEWELRY PLATE**

(56) **References Cited**

(71) Applicant: **Motiganz USA, Inc.**, New York, NY  
(US)

U.S. PATENT DOCUMENTS

(72) Inventor: **Ilan Doron**, Tenafly, NJ (US)

D130,419	S	*	11/1941	Schaeffer	.....	D11/92
D131,902	S	*	4/1942	Roskin	.....	D11/92
D153,530	S	*	4/1949	Kinsley	.....	D11/92
D156,712	S	*	1/1950	Eichmuller	.....	D11/92
D163,420	S	*	5/1951	Roskin	.....	D11/92
D177,210	S	*	3/1956	Bohlinger	.....	D11/92
7,802,449	B1	*	9/2010	Levitt	.....	63/28
D642,088	S	*	7/2011	Kothari	.....	D11/91
D655,219	S	*	3/2012	Kothari	.....	D11/91
D674,315	S	*	1/2013	Dholakiya	.....	D11/91
D682,139	S	*	5/2013	Kothari	.....	D11/91
2011/0113826	A1	*	5/2011	Dholakiya	.....	63/28
2013/0298604	A1	*	11/2013	Shah	.....	63/27

(73) Assignee: **Motiganz USA, Inc.**, New York, NY  
(US)

(\*\*) Term: **14 Years**

\* cited by examiner

(21) Appl. No.: **29/455,690**

(22) Filed: **May 23, 2013**

*Primary Examiner* — Garth Rademaker

(51) **LOC (10) Cl.** ..... **11-01**

*Assistant Examiner* — Melanie Pellegrini

(52) **U.S. Cl.**

(74) *Attorney, Agent, or Firm* — Lowenstein Sandler LLP

USPC ..... **D11/92**

(57) **CLAIM**

(58) **Field of Classification Search**

The ornamental design for a jewelry plate, as shown and described.

CPC ..... A44C 17/02; A44C 17/0208; A44C 17/0241; A44C 17/0258; A44C 17/0275; A44C 17/0283; A44C 17/0216; A44C 17/0233; A44C 17/0266; A44C 1/00; A44C 7/00; A44C 7/002; A44C 7/003; A44C 7/004; A44C 9/00


**DESCRIPTION**

USPC ..... D11/1, 2, 86-91, 34-43, 79, 80, 222, D11/47, 75, 26-33, 56, 92; 63/12, 13, 14, 63/18, 26-28, 29.1, 29.2, 31, 32, 1.11, 30

FIG. 1 is a perspective view of a jewelry plate embodying the present invention;  
FIG. 2 is a top plan view thereof;  
FIG. 3 is a bottom plan view thereof;  
FIG. 4 is a left side view thereof;  
FIG. 5 is a right side view thereof;  
FIG. 6 is a front view thereof; and,  
FIG. 7 is a rear view thereof.

See application file for complete search history.

**1 Claim, 3 Drawing Sheets**



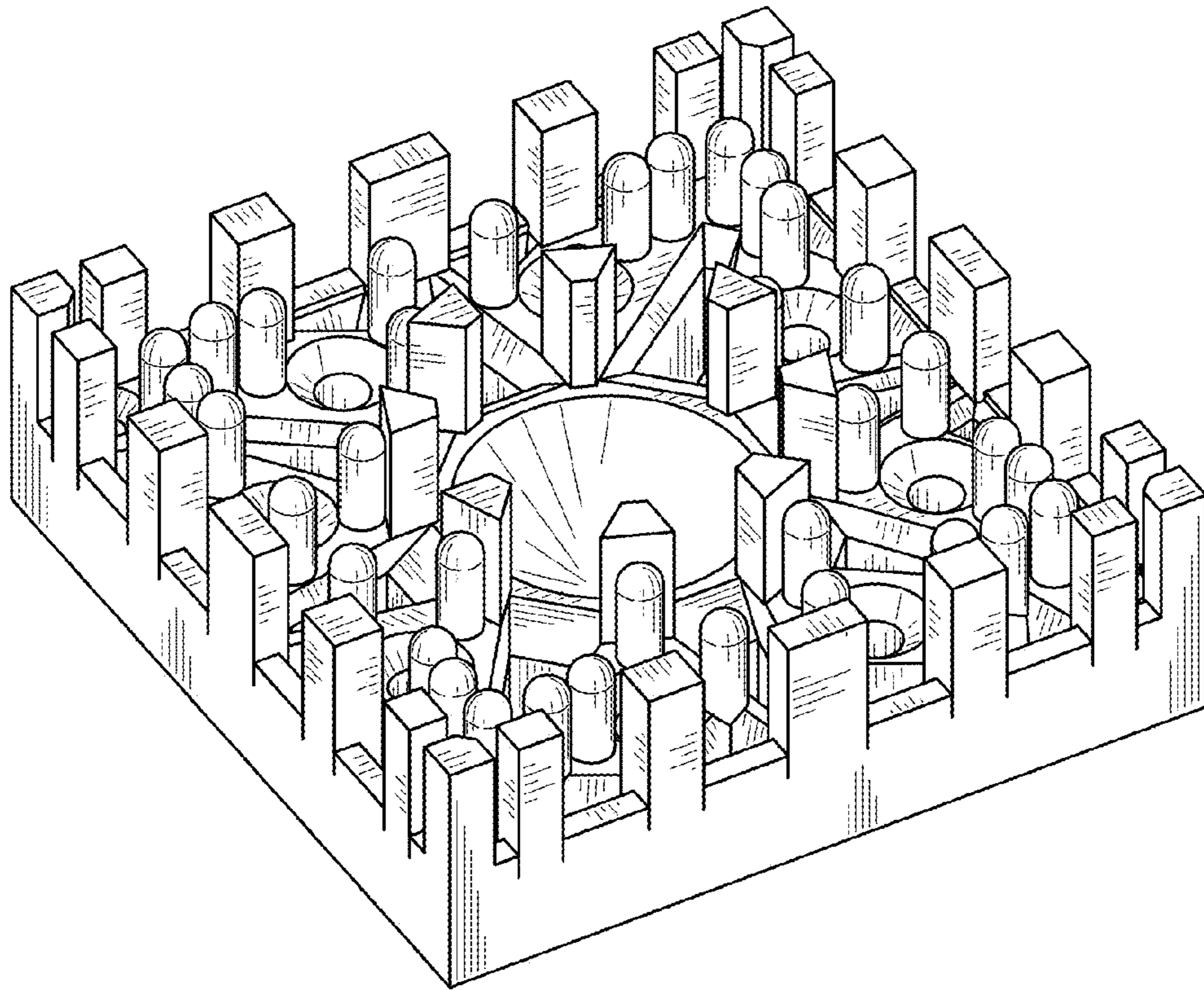


FIG. 1






FIG. 2

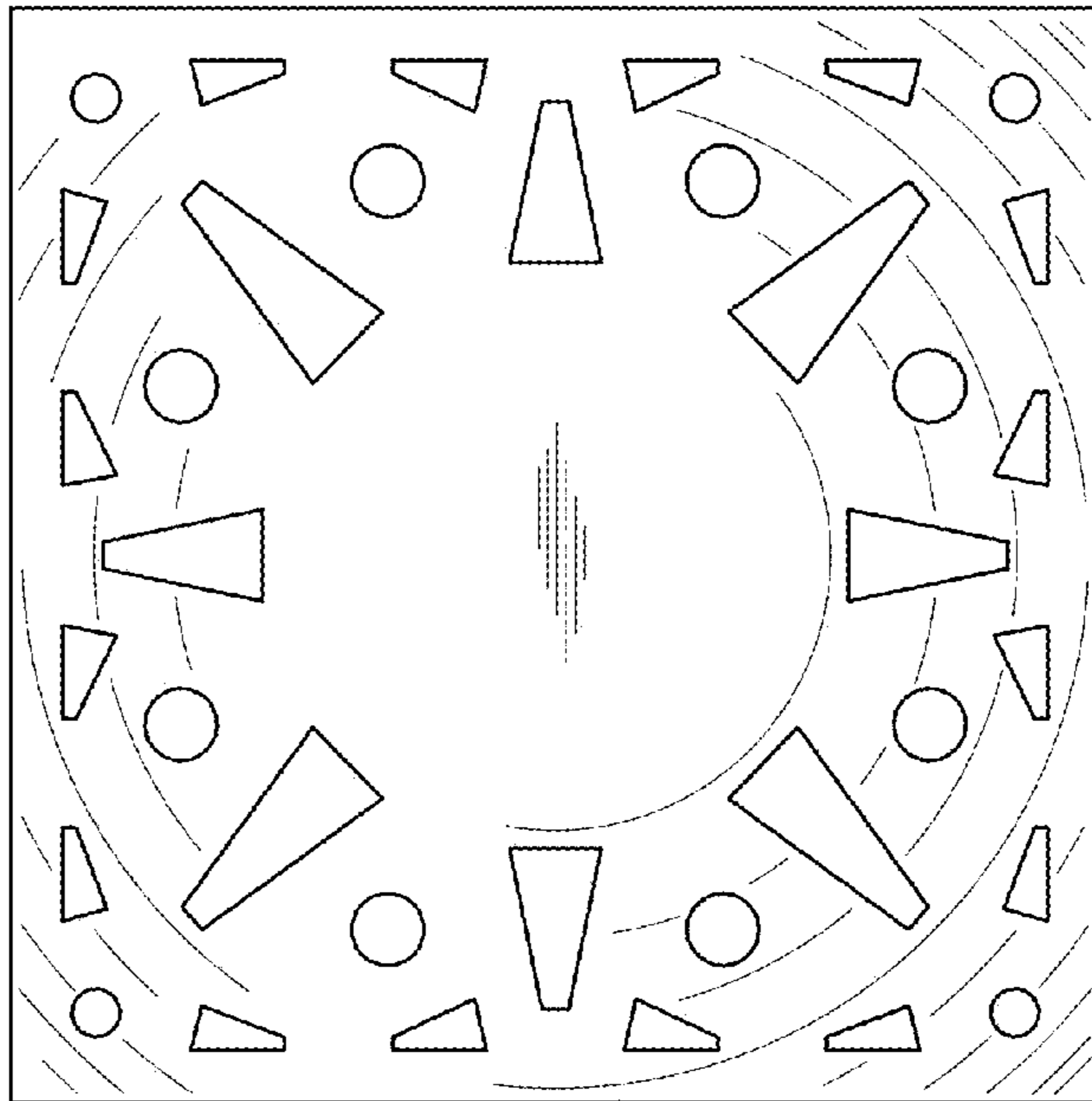


FIG. 3

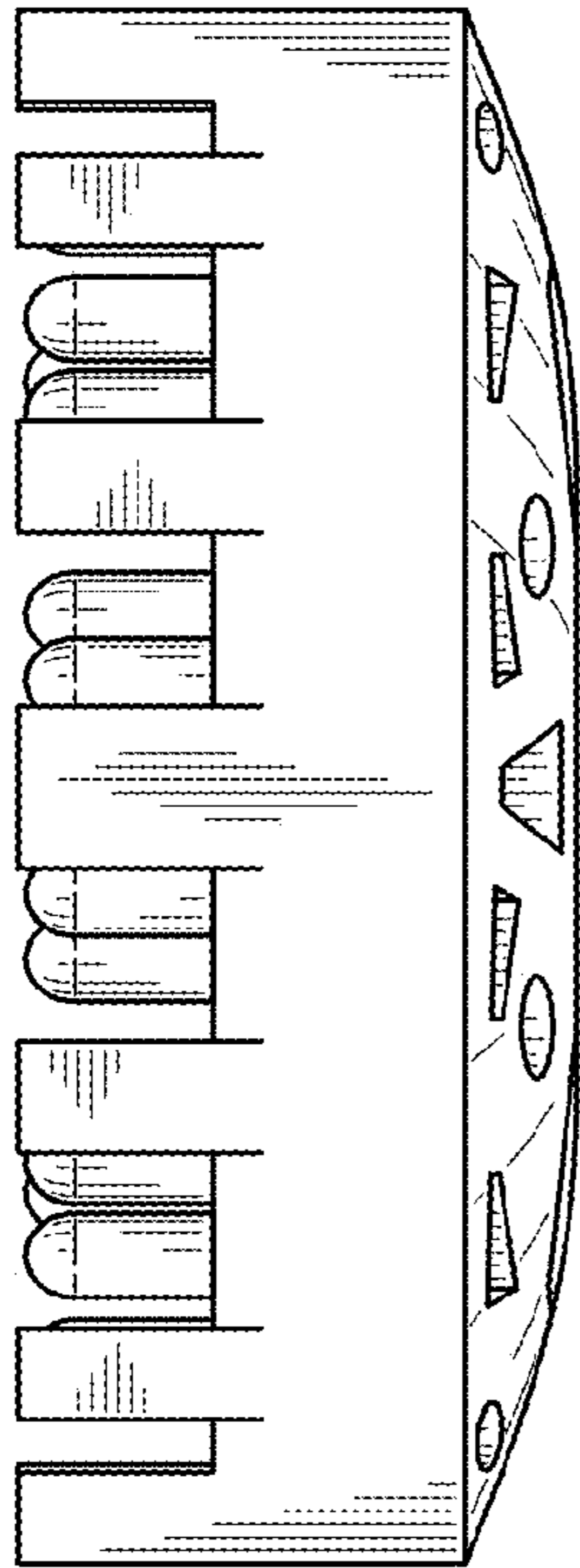


FIG. 4

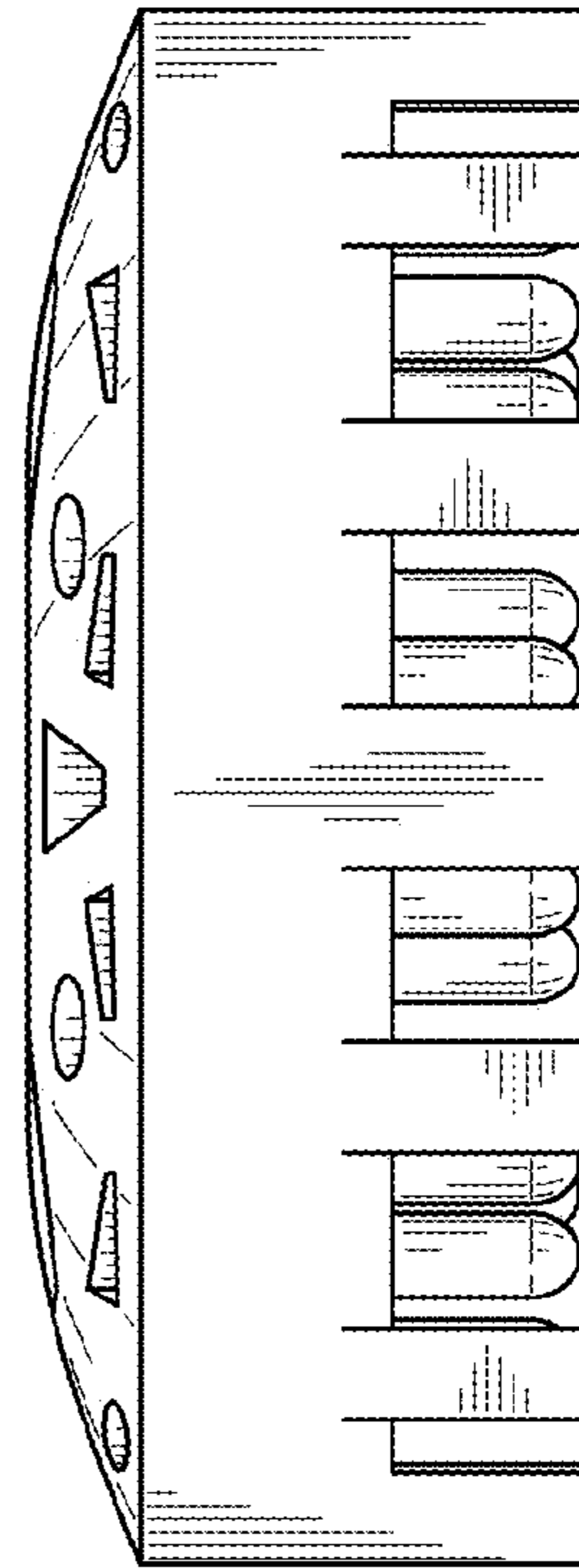


FIG. 5

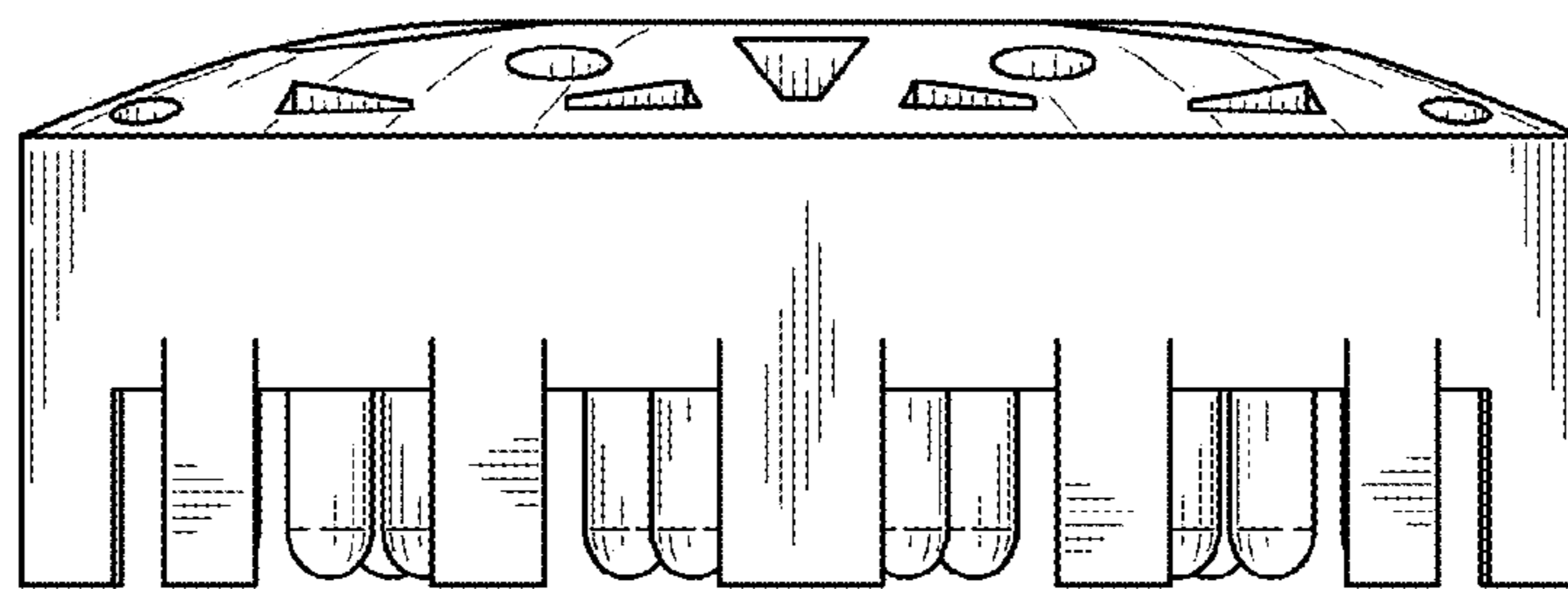


FIG. 6

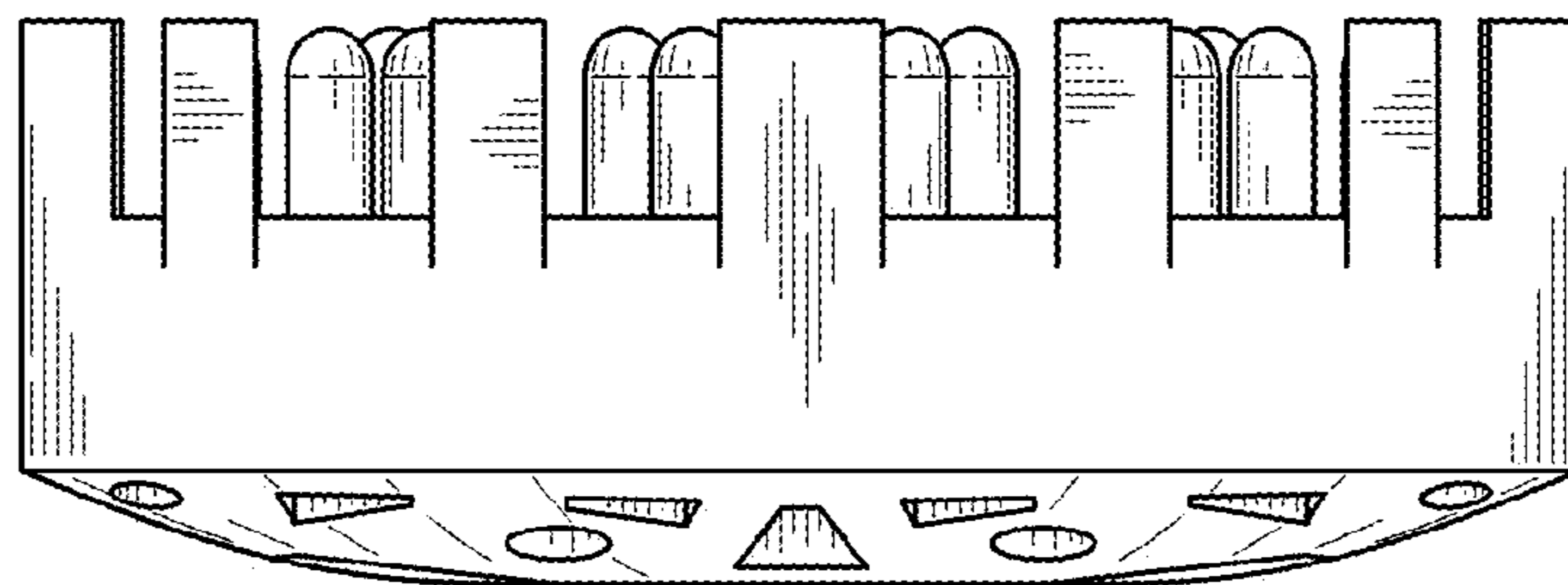


FIG. 7