



US00D705114S

(12) **United States Design Patent**
Hudick

(10) **Patent No.:** **US D705,114 S**

(45) **Date of Patent:** **** May 20, 2014**

(54) **AWARD PIN RETAINER**

(71) Applicant: **Harry B. Hudick**, Sierra Madre, CA
(US)

(72) Inventor: **Harry B. Hudick**, Sierra Madre, CA
(US)

(**) Term: **14 Years**

(21) Appl. No.: **29/442,217**

(22) Filed: **Jan. 8, 2013**

(51) **LOC (10) Cl.** **11-87**

(52) **U.S. Cl.**
USPC **D11/87**

(58) **Field of Classification Search**
USPC D11/1-2, 7, 40-44, 46-49, 53, 56, 57,
D11/59-61, 63, 65, 79-83, 86-87, 89-90,
D11/91-92, 99, 101, 106, 114-116,
D11/200-201; 63/3, 3.1, 12-14.9
See application file for complete search history.

(56) **References Cited**

U.S. PATENT DOCUMENTS

2,308,412 A * 1/1943 Ballou, Jr. et al. 24/707.5
4,774,817 A * 10/1988 Beam et al. 63/12

4,879,882 A * 11/1989 Johnson et al. 63/4
4,907,425 A * 3/1990 Elkin 63/12
4,986,829 A * 1/1991 Blomdahl 606/188
D363,683 S * 10/1995 Spurgeon et al. D11/88
5,797,281 A * 8/1998 Fox 63/12
5,845,378 A * 12/1998 Karmeli et al. 24/705
6,584,656 B1 * 7/2003 Karmeli 24/705
D489,637 S * 5/2004 Zavilenski D11/40
6,865,907 B2 * 3/2005 Andrews et al. 63/12
7,617,576 B2 * 11/2009 Tanio 24/705

* cited by examiner

Primary Examiner — Zenia Bennett

(74) *Attorney, Agent, or Firm* — William W. Haefliger

(57) **CLAIM**

The ornamental design for an award pin retainer, as shown and described.

DESCRIPTION

FIG. 1 is a frontal view of the award pin retainer device; FIG. 2 is a right side view of the FIG. 1 device, the left side view being the same; FIG. 3 is a top plan view of the FIG. 1 device, the bottom plan view being the same; and, FIG. 4 is a rear view of the FIG. 1 device.

1 Claim, 1 Drawing Sheet


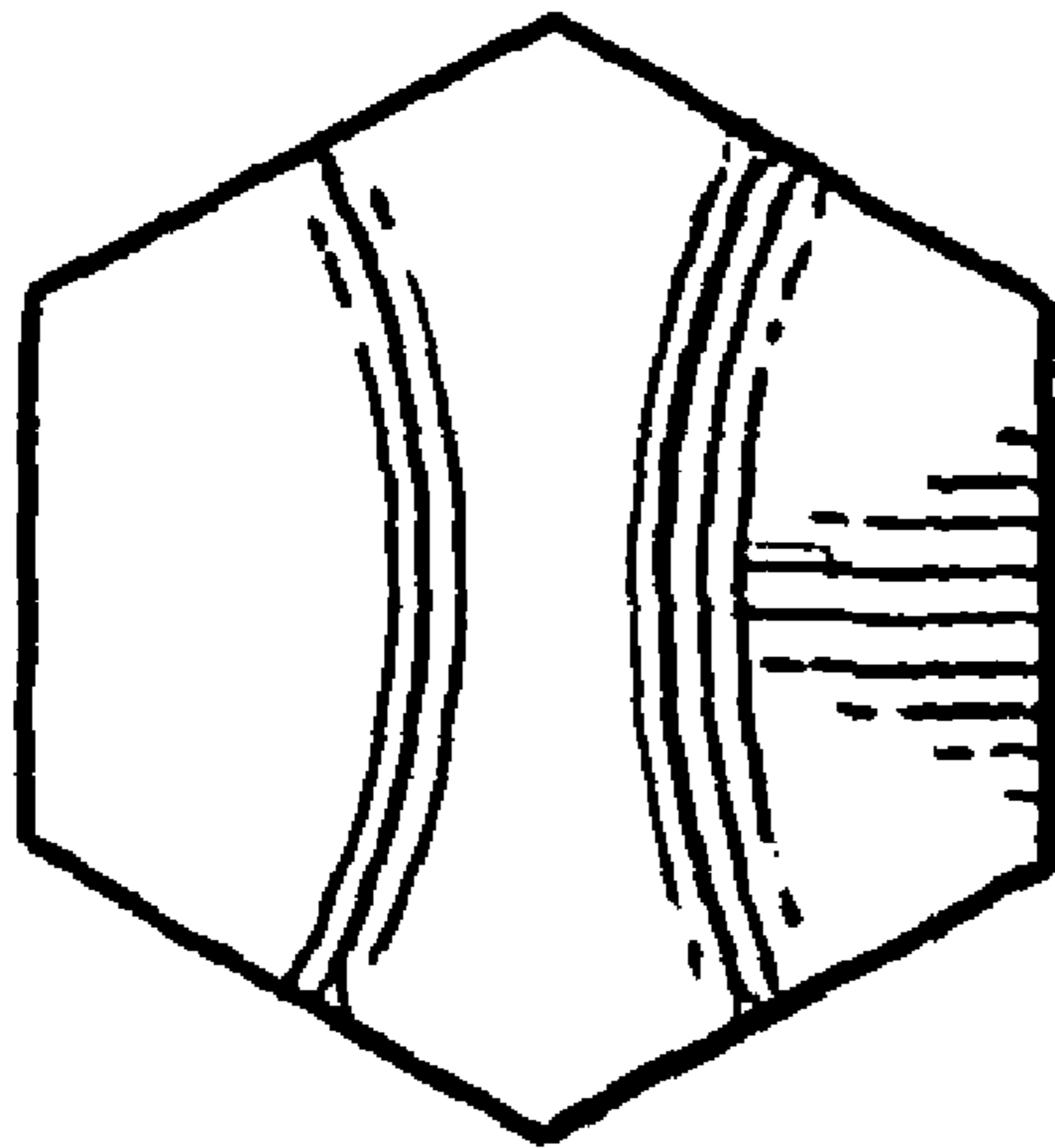


FIG. 1

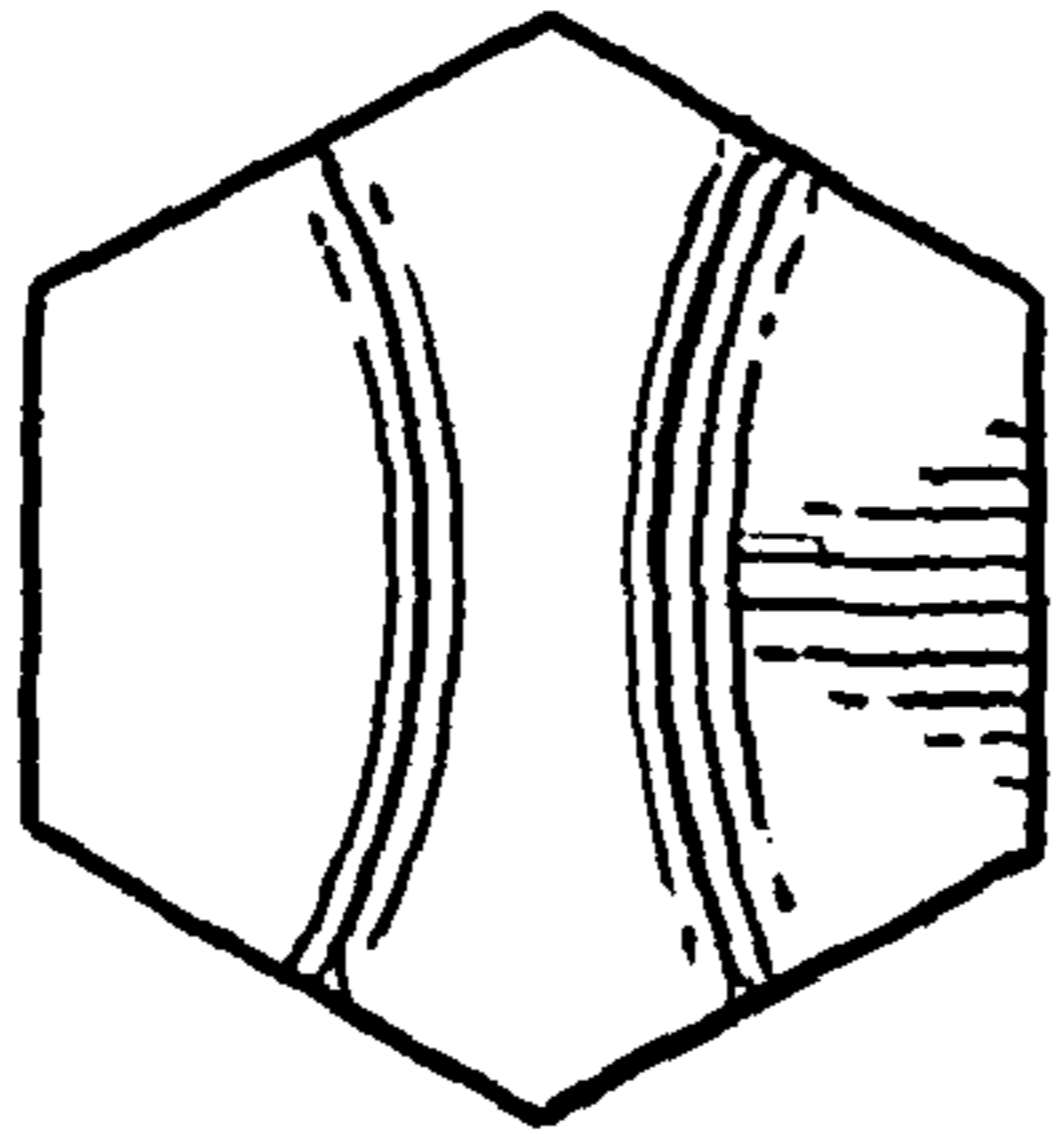


FIG. 2

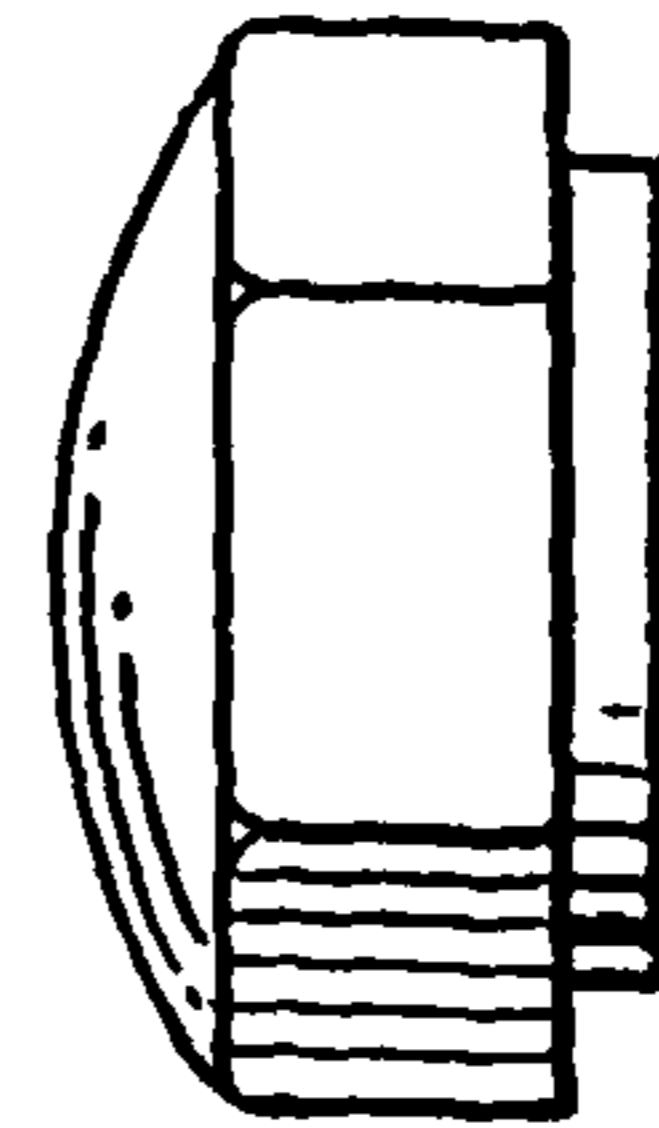


FIG. 3




FIG. 4

