



US00D705112S

(12) **United States Design Patent**  
**Namazy**

(10) **Patent No.:** **US D705,112 S**  
(45) **Date of Patent:** **\*\* May 20, 2014**

(54) **STETHOSCOPE ORNAMENTATION**

(71) Applicant: **Jennifer Namazy**, San Diego, CA (US)

(72) Inventor: **Jennifer Namazy**, San Diego, CA (US)

(\*\*) Term: **14 Years**

(21) Appl. No.: **29/460,758**

(22) Filed: **Jul. 15, 2013**

**Related U.S. Application Data**

(63) Continuation of application No. 29/426,805, filed on Jul. 11, 2012.

(51) **LOC (10) Cl.** ..... **11-01**

(52) **U.S. Cl.**  
USPC ..... **D11/3; D11/27; D24/134**

(58) **Field of Classification Search**  
USPC ..... D11/1-39, 40-43, 79-85, 202; 63/29.1, 63/40, 18, 12, 13; D2/946, 976, 500; D3/318; D24/134; 181/131  
See application file for complete search history.

(56) **References Cited**

**U.S. PATENT DOCUMENTS**

D147,018	S	*	7/1947	Rosenberg et al.	.....	D11/4
2,461,977	A	*	2/1949	Gilmour	.....	D11/1
D168,103	S	*	11/1952	Meyer	.....	D11/215
D292,560	S	*	11/1987	Di Maria et al.	.....	D11/42
D319,035	S	*	8/1991	Kruse	.....	D11/202
D320,572	S	*	10/1991	Bulgari	.....	D11/16
D372,879	S	*	8/1996	Partridge	.....	D11/4
D374,837	S	*	10/1996	Austin	.....	D11/40
D397,953	S	*	9/1998	Tong	.....	D11/6
D414,129	S	*	9/1999	Clegg	.....	D11/4
D425,353	S	*	5/2000	Foy	.....	D24/134
D450,615	S	*	11/2001	Ambar	.....	D11/76
D458,180	S	*	6/2002	Tschetter	.....	D11/4
D469,374	S	*	1/2003	Calvani et al.	.....	D11/16
D511,310	S	*	11/2005	Gruosi	.....	D11/41
D512,337	S	*	12/2005	Della Valle	.....	D11/4
D512,932	S	*	12/2005	Della Valle	.....	D11/4

D520,396	S	*	5/2006	Park	.....	D11/4
D528,456	S	*	9/2006	Thompson et al.	.....	D11/27
D535,210	S	*	1/2007	Park	.....	D11/27
D565,448	S	*	4/2008	Prak et al.	.....	D11/4
D571,249	S	*	6/2008	Frederick et al.	.....	D11/4

(Continued)

**OTHER PUBLICATIONS**

[online] [http://images.cdn.bigcartel.com/bigcartel/theme\\_images/2994144/max\\_h-1000+max\\_w-1000/header.jpg](http://images.cdn.bigcartel.com/bigcartel/theme_images/2994144/max_h-1000+max_w-1000/header.jpg). Accessed Feb. 4, 2014.\*

(Continued)

*Primary Examiner* — Garth Rademaker

*Assistant Examiner* — Melanie Pellegrini

(74) *Attorney, Agent, or Firm* — Winstead PC

(57) **CLAIM**

The ornamental design for a stethoscope ornamentation, as shown and described.

**DESCRIPTION**

FIG. 1 is a perspective view of a stethoscope ornamentation in accordance with the design;

FIG. 2 is a front view thereof;

FIG. 3 is a back view thereof;

FIG. 4 is a left side view thereof;

FIG. 5 is a right side view thereof;

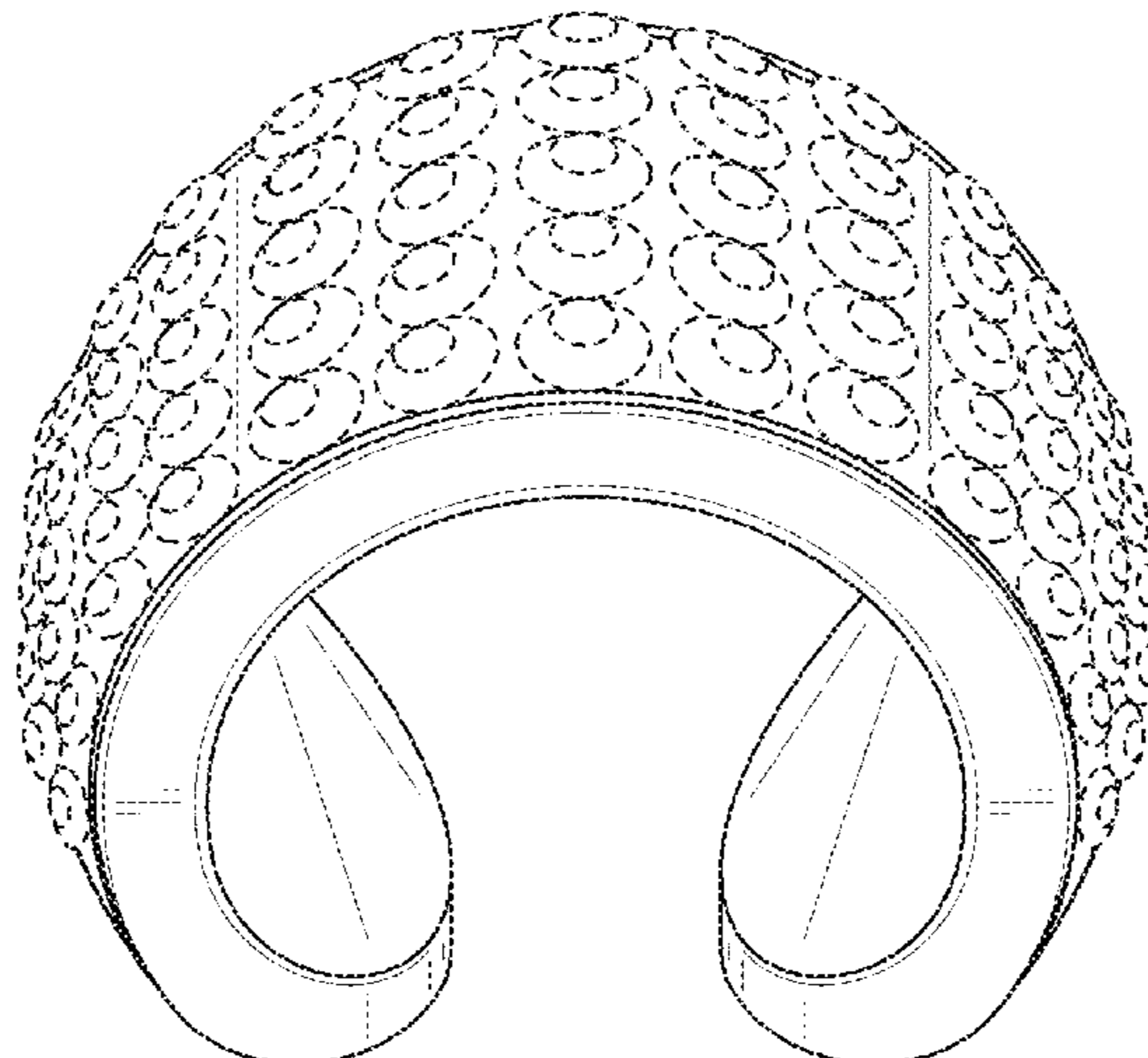
FIG. 6 is a top plan view thereof;

FIG. 7 is a bottom plan view thereof; and,

FIG. 8 is a perspective view of the stethoscope ornamentation showing my new design, with the dashed lines showing the environment of use and forming no part of the claimed invention.

The broken lines shown in the drawings represent portions of the stethoscope ornamentation which form no part of the claimed design. The dot dash lines shown in FIG. 8 represent environmental matter and also form no part of the claimed invention.

**1 Claim, 5 Drawing Sheets**



(56)

**References Cited**

U.S. PATENT DOCUMENTS

D619,918 S \* 7/2010 Iacomucci ..... D11/34  
D651,931 S \* 1/2012 Molik ..... D11/3  
D652,517 S \* 1/2012 Weaver ..... D24/134  
D667,752 S \* 9/2012 Leclerc ..... D11/202  
D669,809 S \* 10/2012 McDonnell et al. .... D11/12  
2005/0034481 A1 \* 2/2005 Saltz ..... 63/3

OTHER PUBLICATIONS

[online] <http://thenerdynurse.zippykid.netdna-cdn.com/wp-content/uploads/2013/01/image9.png>. Accessed Feb. 4, 2014.\*  
[online] <http://media-cache-ak0.pinimg.com/736x/53/96/27/539627c9fd4e73a2e77967ac11606f20.jpg>. Accessed Feb. 4, 2014.\*  
[online] [http://makingsofanurse.com/wp-content/uploads/2013/01/charMED\\_mine-299x500.jpg](http://makingsofanurse.com/wp-content/uploads/2013/01/charMED_mine-299x500.jpg). Accessed Feb. 4, 2014.\*

\* cited by examiner

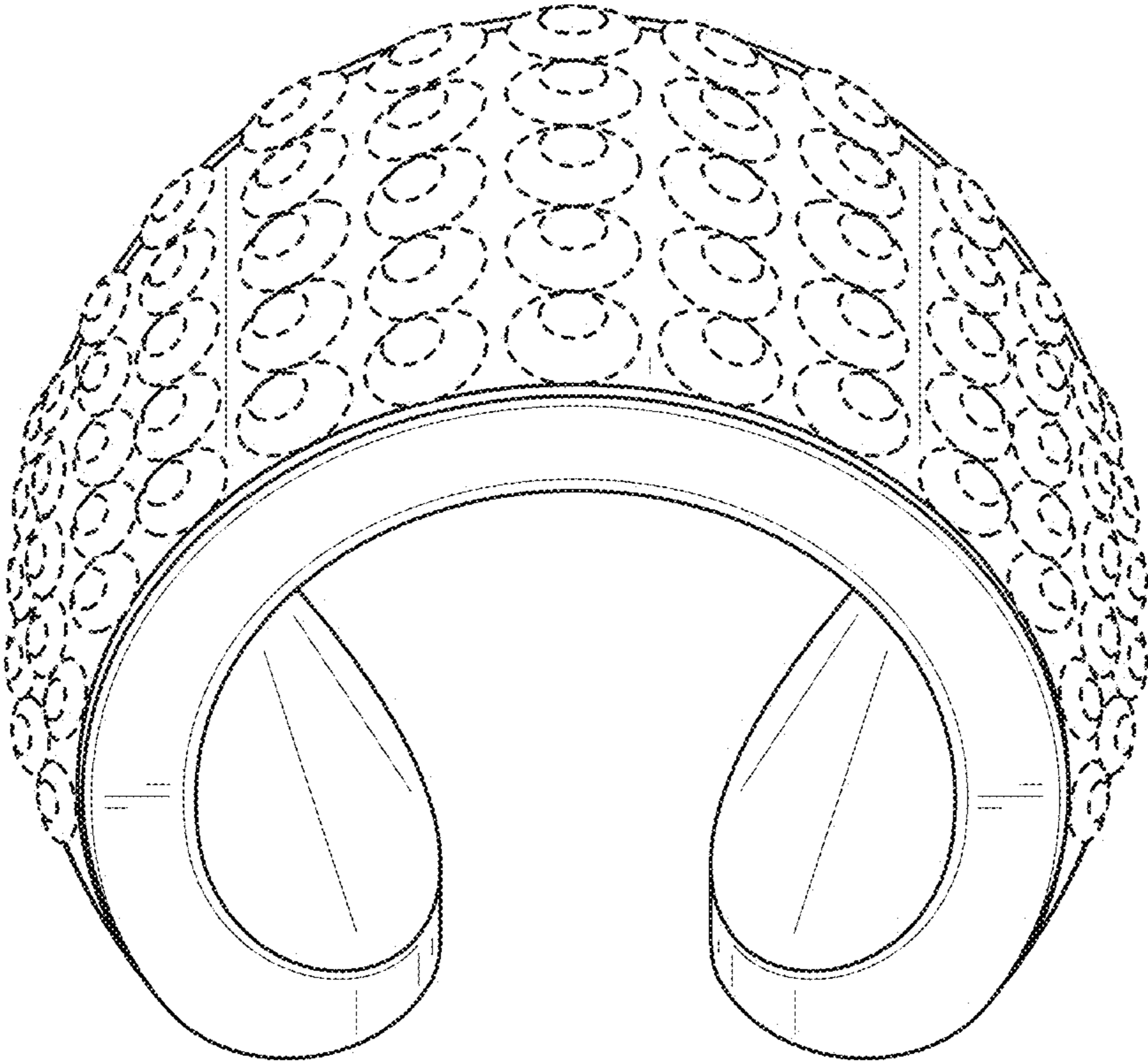


FIG. 1

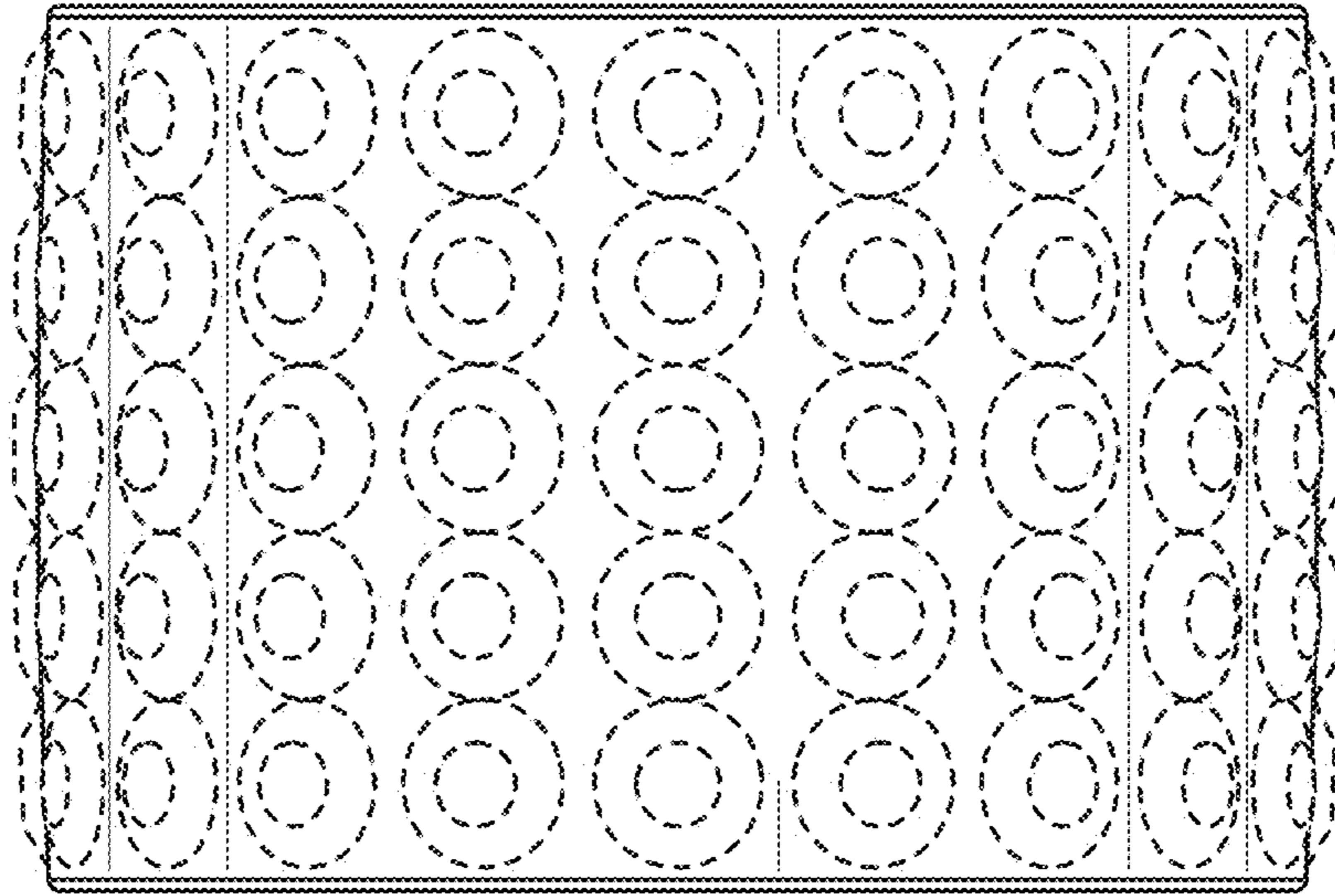


FIG. 2

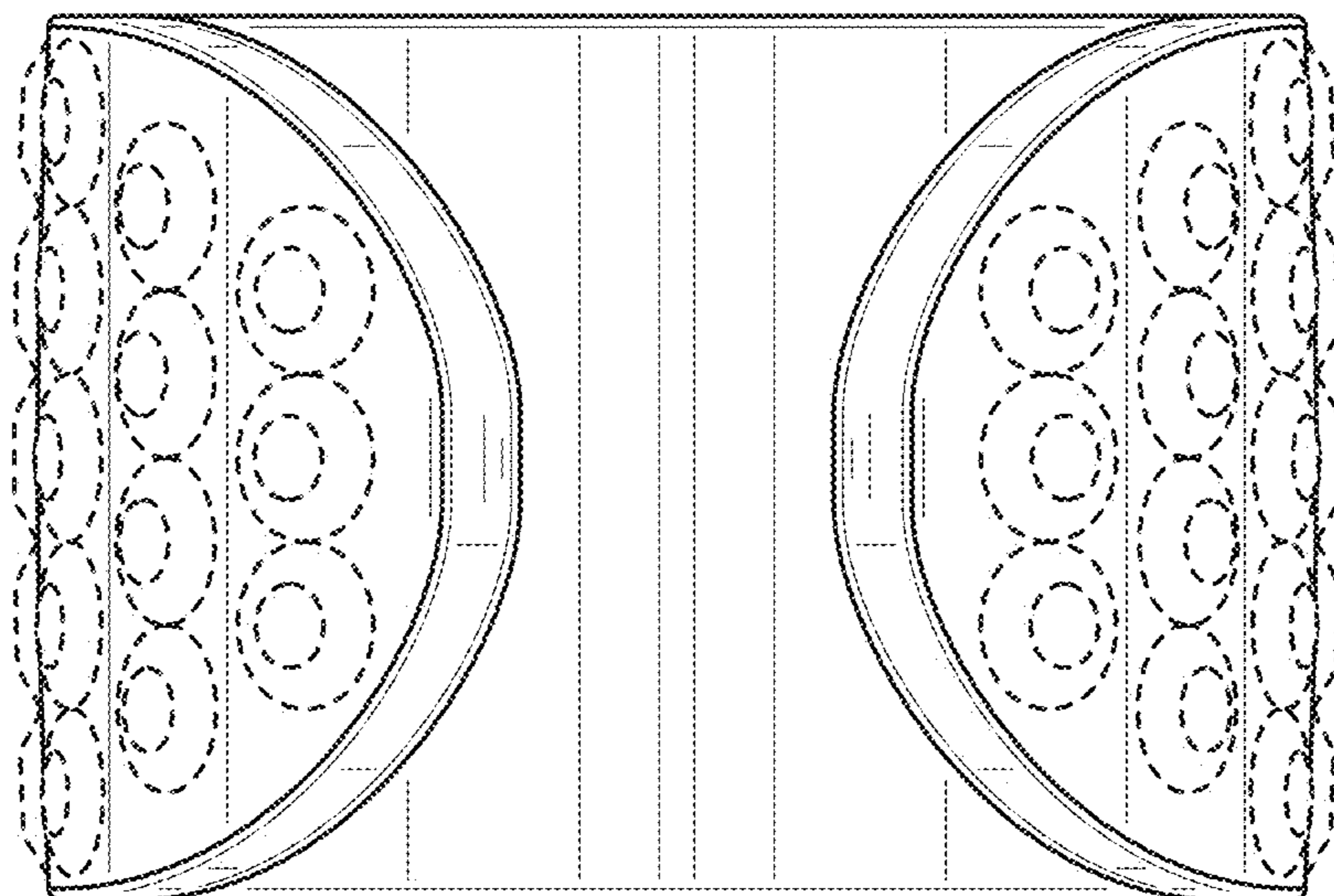


FIG. 3

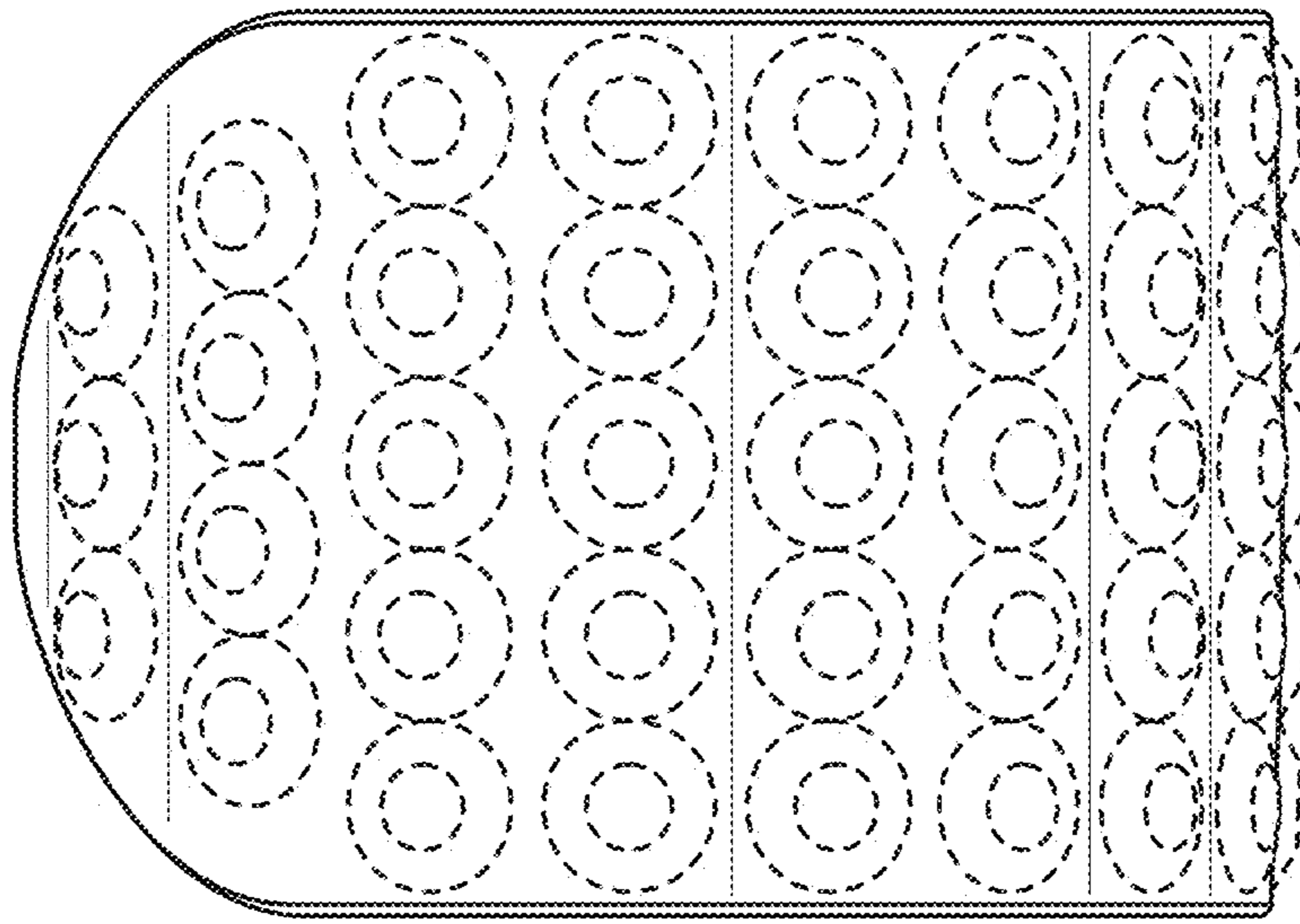


FIG. 4

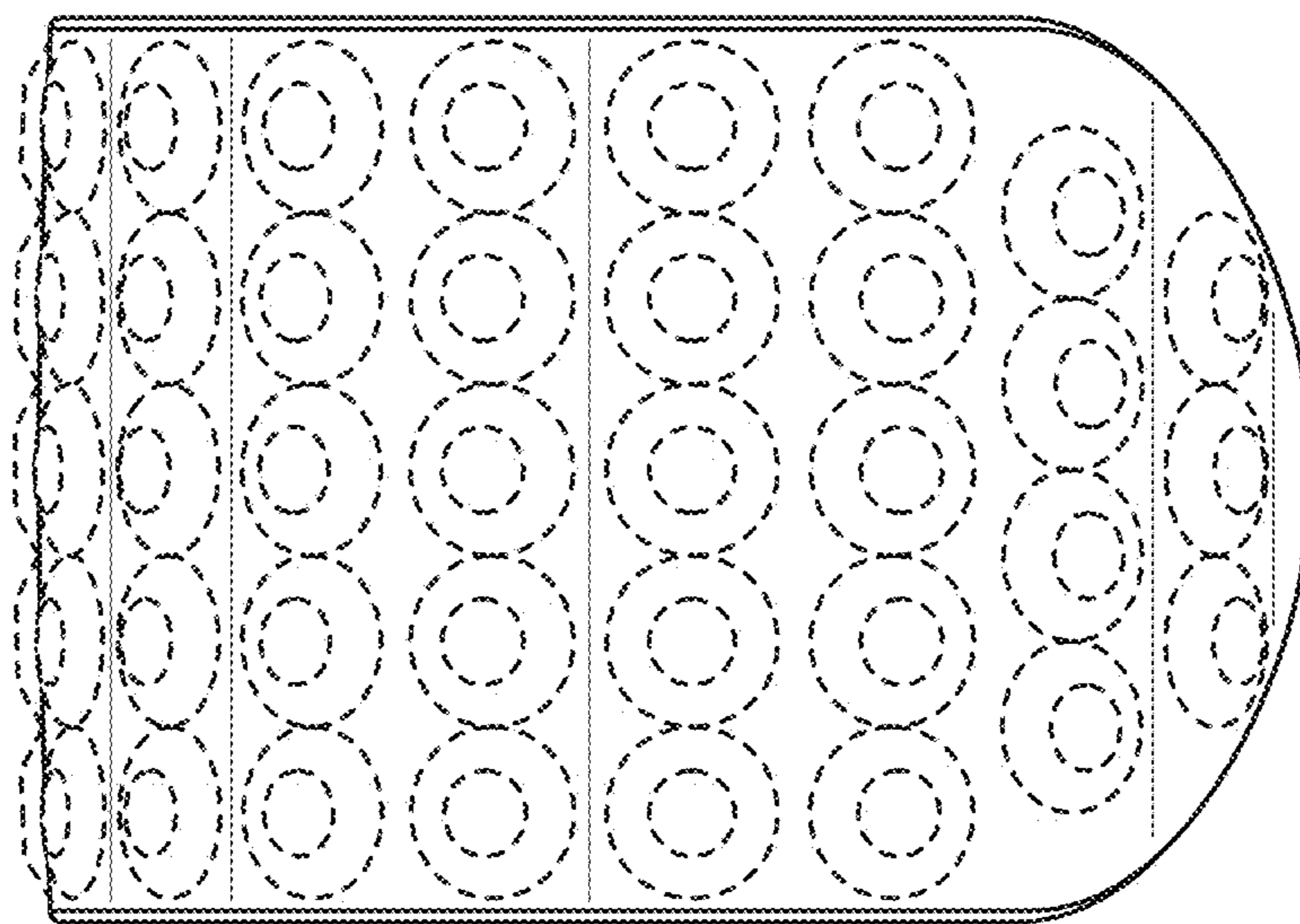


FIG. 5

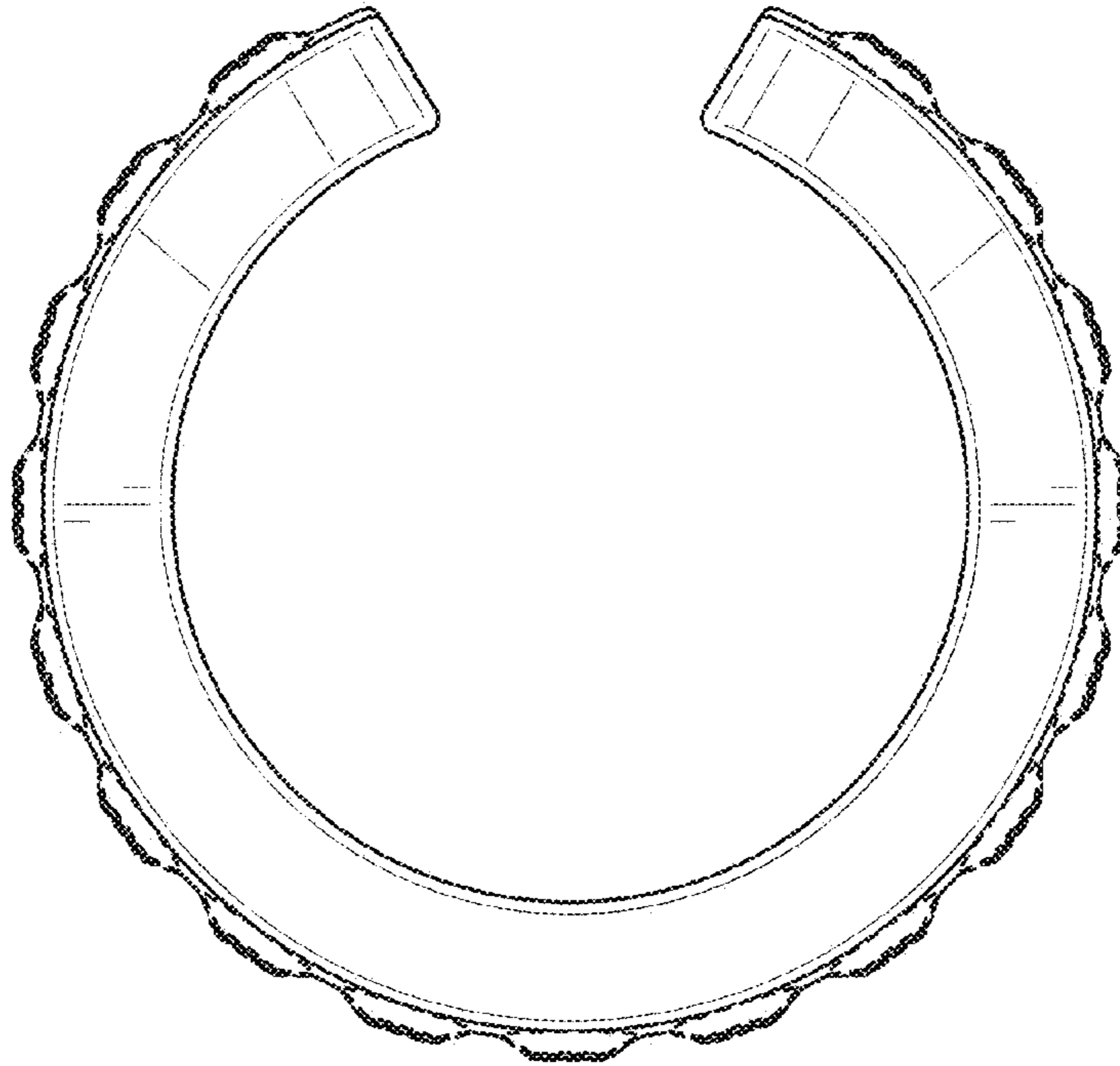


FIG. 6

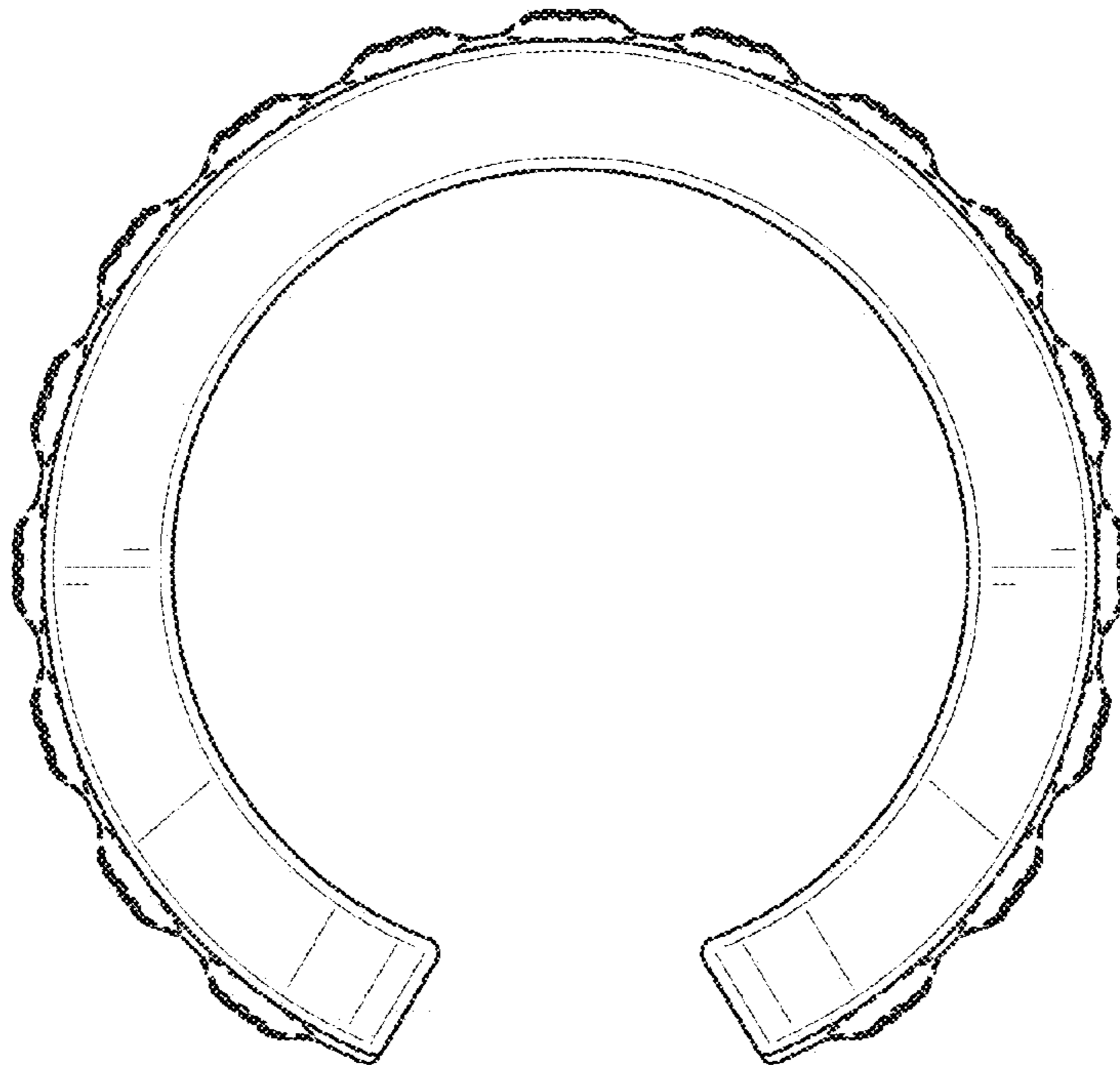


FIG. 7

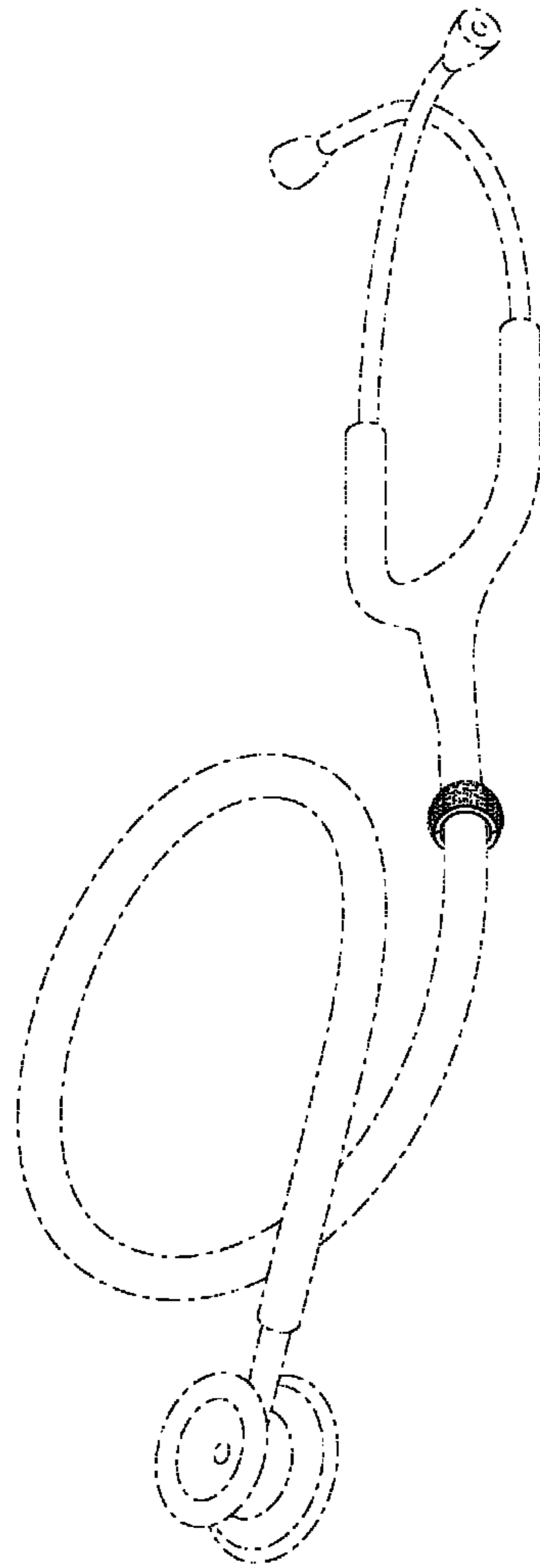


FIG. 8