



US00D705087S

(12) **United States Design Patent**
Monachon

(10) **Patent No.:** **US D705,087 S**
(45) **Date of Patent:** **** May 20, 2014**

(54) **WATCH**

(71) Applicant: **Omega Ltd., Biel/Bienne (CH)**

(72) Inventor: **Jean-Claude Monachon, Bevaix (CH)**

(73) Assignee: **Omega Ltd., Biel/Bienne (CH)**

(**) Term: **14 Years**

(21) Appl. No.: **29/468,894**

(22) Filed: **Oct. 4, 2013**

(30) **Foreign Application Priority Data**

Apr. 4, 2013 (WO) DM/080 738

(51) **LOC (10) Cl.** **10-02**

(52) **U.S. Cl.**
USPC **D10/39; D10/31; D10/40**

(58) **Field of Classification Search**
USPC D10/30-39, 122-132, 40; 368/276,
368/281, 282, 80, 223, 228, 232
See application file for complete search history.

(56) **References Cited**

U.S. PATENT DOCUMENTS

3,162,007	A *	12/1964	Parmentier	368/281
D267,784	S *	2/1983	Heuer	D10/30
D268,168	S *	3/1983	Schneider	D10/30
4,537,514	A *	8/1985	Moriya	368/107
4,690,568	A *	9/1987	Odagiri et al.	368/204
5,014,251	A *	5/1991	Groothuis et al.	368/80
D324,827	S *	3/1992	Morishima	D10/30

D361,530	S *	8/1995	Bulgari	D10/39
D382,818	S *	8/1997	Houlihan	D10/30
D386,429	S *	11/1997	Brodmann	D10/39
D451,404	S *	12/2001	Dobashi	D10/30
D489,274	S *	5/2004	Iwata	D10/40
D519,856	S *	5/2006	Tonohori	D10/38
D524,676	S *	7/2006	Meng	D10/126
D533,089	S *	12/2006	Arabo	D10/39
D554,542	S *	11/2007	Laucella et al.	D10/39
D577,611	S *	9/2008	Lalo	D10/32
D579,791	S *	11/2008	Hoshino	D10/38
D596,510	S *	7/2009	Register et al.	D10/38
D605,532	S *	12/2009	Gruosi	D10/38
D618,119	S *	6/2010	Tonohori	D10/38
D669,797	S *	10/2012	Kau et al.	D10/38

* cited by examiner

Primary Examiner — Lucy Lieberman

(74) *Attorney, Agent, or Firm* — Donald J. Ranft; Collen IP

(57) **CLAIM**

The ornamental design for a watch, as shown and described.

DESCRIPTION

FIG. 1 is a front right perspective view of a watch showing my new design;

FIG. 2 is a front view thereof;

FIG. 3 is a rear view thereof;

FIG. 4 is a left side view thereof;

FIG. 5 is a right side view thereof;

FIG. 6 is a top view thereof; and,

FIG. 7 is a bottom view thereof.

The portions of the watch shown in broken lines form no part of the claimed design.

1 Claim, 5 Drawing Sheets

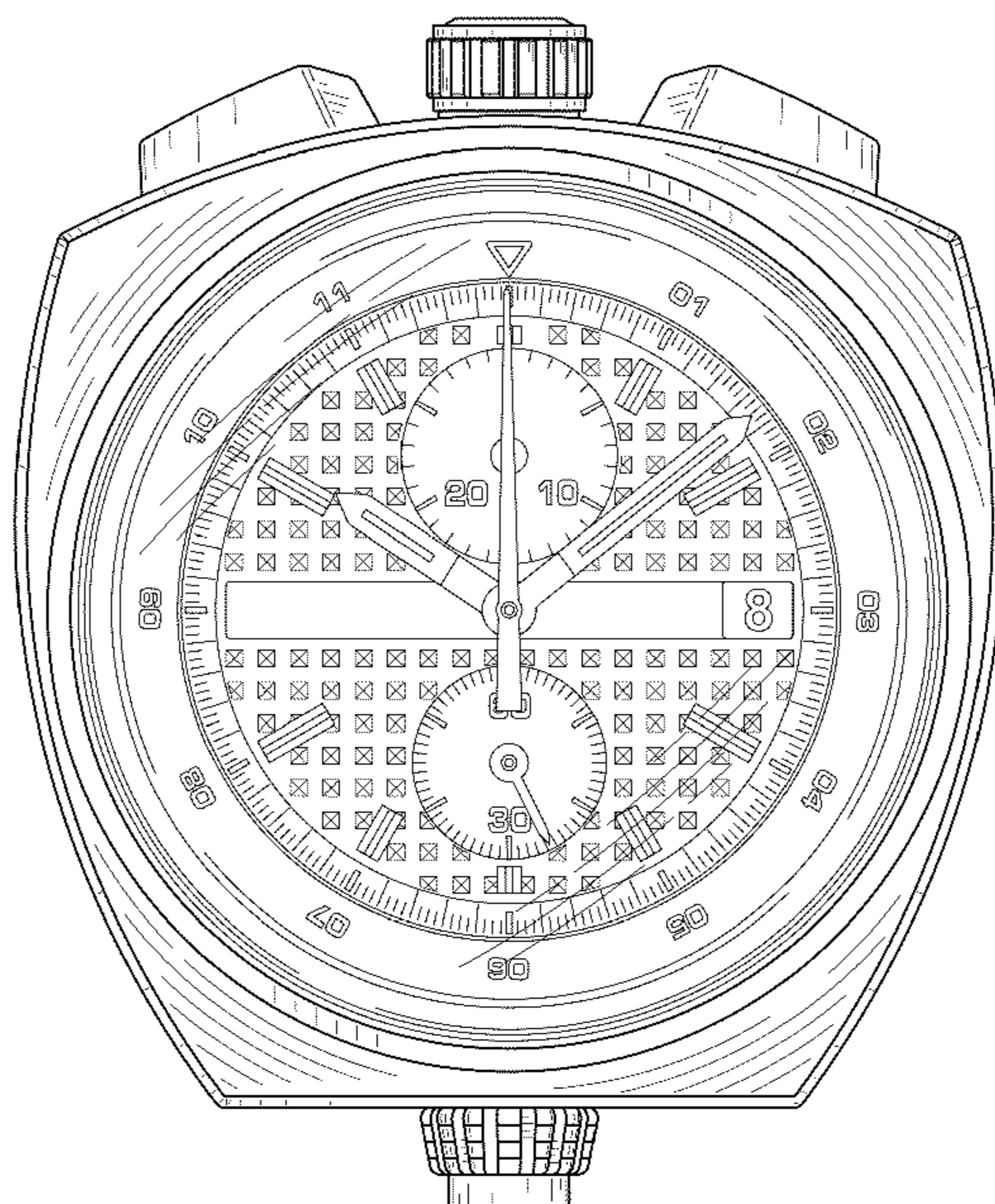




FIG. 1

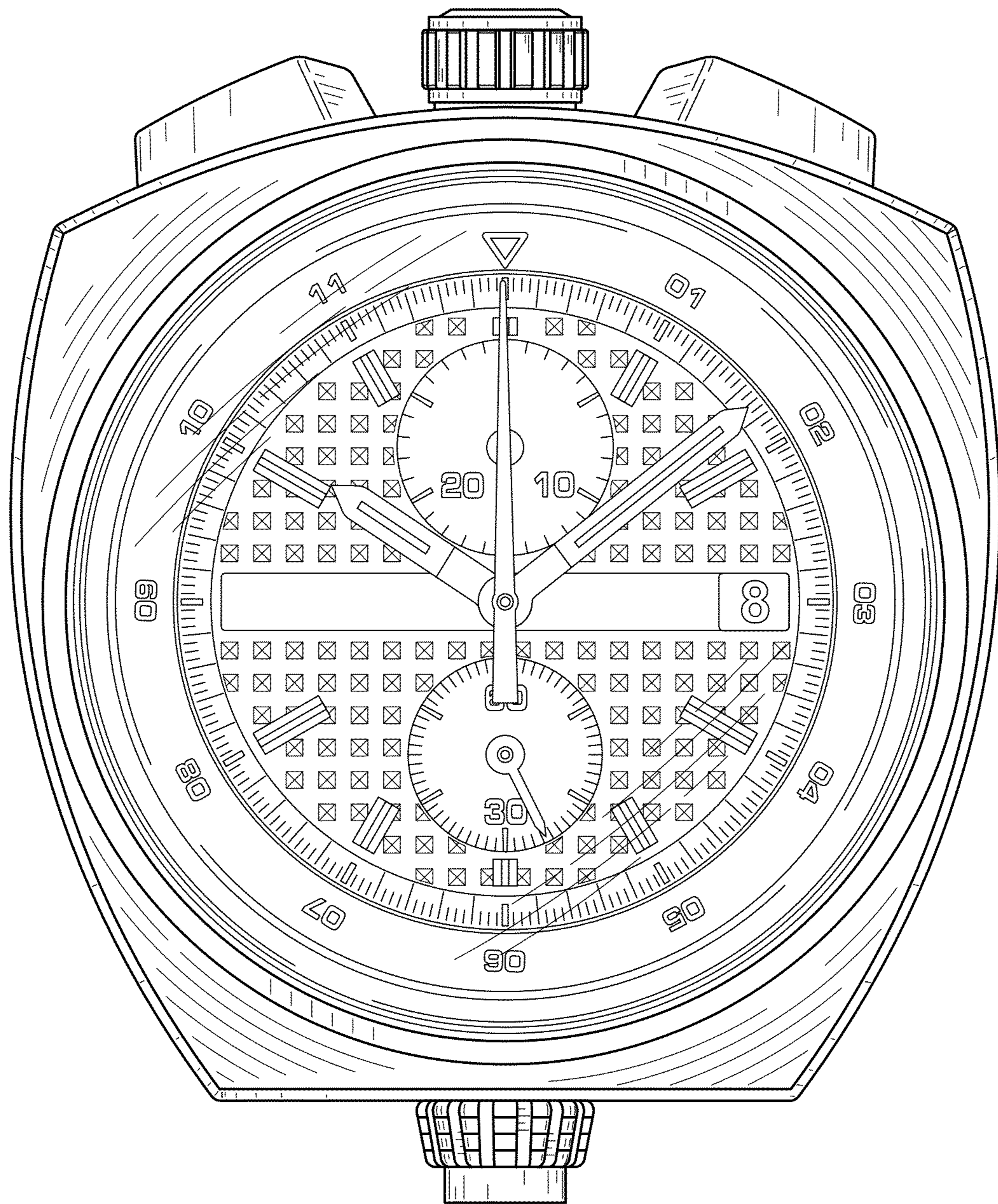


FIG. 2

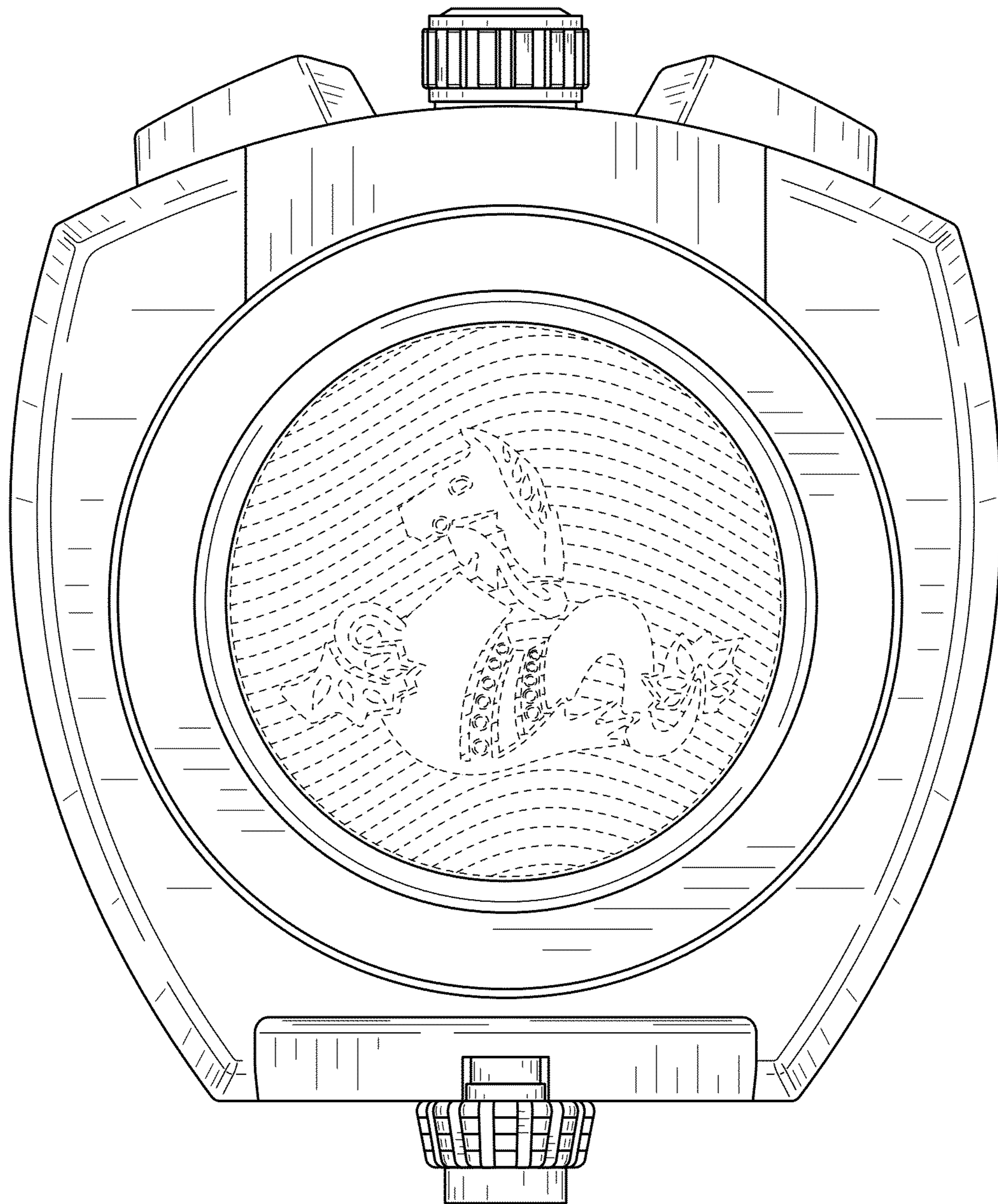


FIG. 3

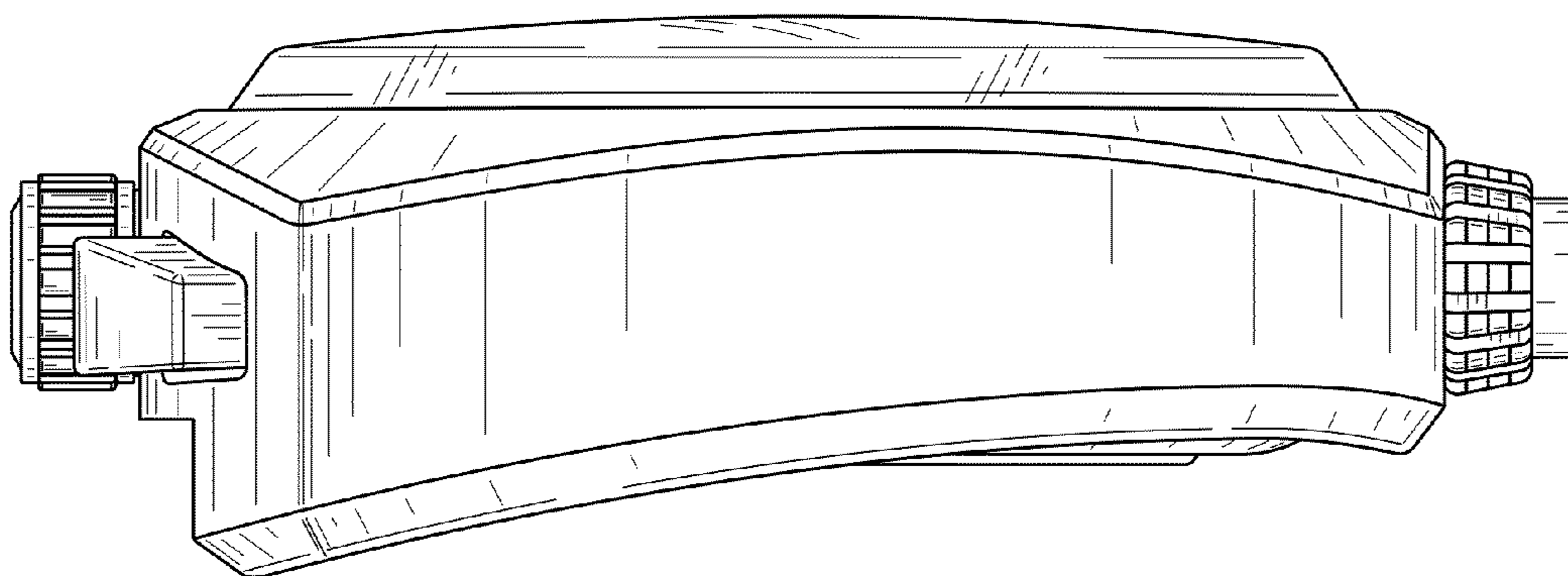


FIG. 4




FIG. 5

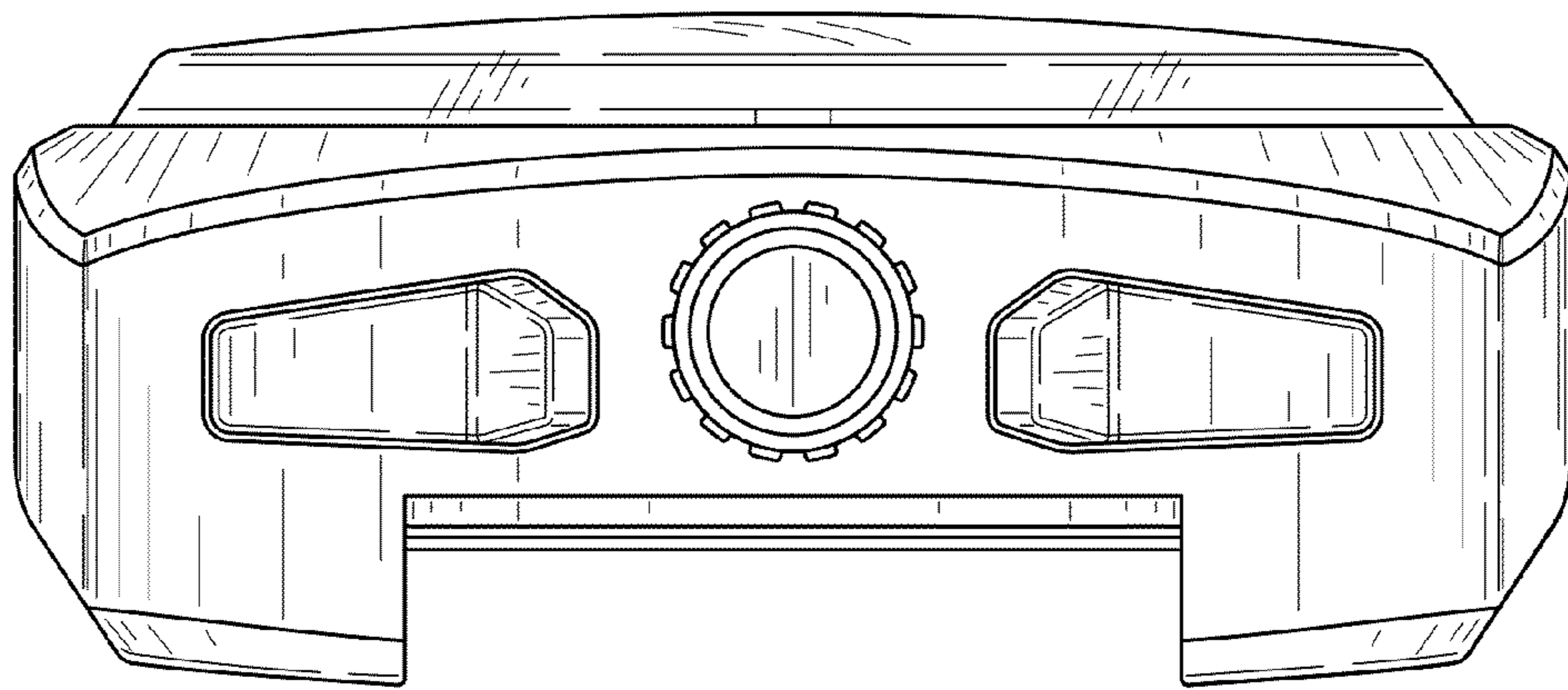


FIG. 6




FIG. 7