



US00D705022S

(12) **United States Design Patent**
Meignan

(10) **Patent No.:** **US D705,022 S**
(45) **Date of Patent:** **** May 20, 2014**

(54) **SPOON**

D480,280 S * 10/2003 Schulein D7/692
D508,830 S * 8/2005 Moore D7/692
D598,720 S * 8/2009 Wu D7/692

(71) Applicant: **Pylones SAS**, Colombes (FR)

(72) Inventor: **Francois Meignan**, Menerbes (FR)

(73) Assignee: **Pylones SAS**, Colombes (FR)

(**) Term: **14 Years**

(21) Appl. No.: **29/456,042**

(22) Filed: **May 28, 2013**

(30) **Foreign Application Priority Data**

Feb. 6, 2013 (EM) 002179697-0003

(51) **LOC (10) Cl.** **07-02**

(52) **U.S. Cl.**

USPC **D7/689**

(58) **Field of Classification Search**

USPC D7/680-696, 368, 669; 30/322-328;
294/49, 55.5, 176, 26

See application file for complete search history.

(56) **References Cited**

U.S. PATENT DOCUMENTS

2,810,957 A * 10/1957 Nelson 30/324
D402,167 S * 12/1998 Durbin D7/692
D405,660 S * 2/1999 Hansen et al. D7/688

FOREIGN PATENT DOCUMENTS

EM 000118260-0003 3/2004

OTHER PUBLICATIONS

Image of Spaghetti Spoon by Krona®.

* cited by examiner

Primary Examiner — Terry Wallace

(74) *Attorney, Agent, or Firm* — Venable LLP; Steven J. Schwarz

(57) **CLAIM**

The ornamental design for a spoon, as shown and described.

DESCRIPTION

FIG. 1 is a perspective view of a spoon according to an embodiment of the claimed design.

FIG. 2 is a frontal view of the spoon of FIG. 1.

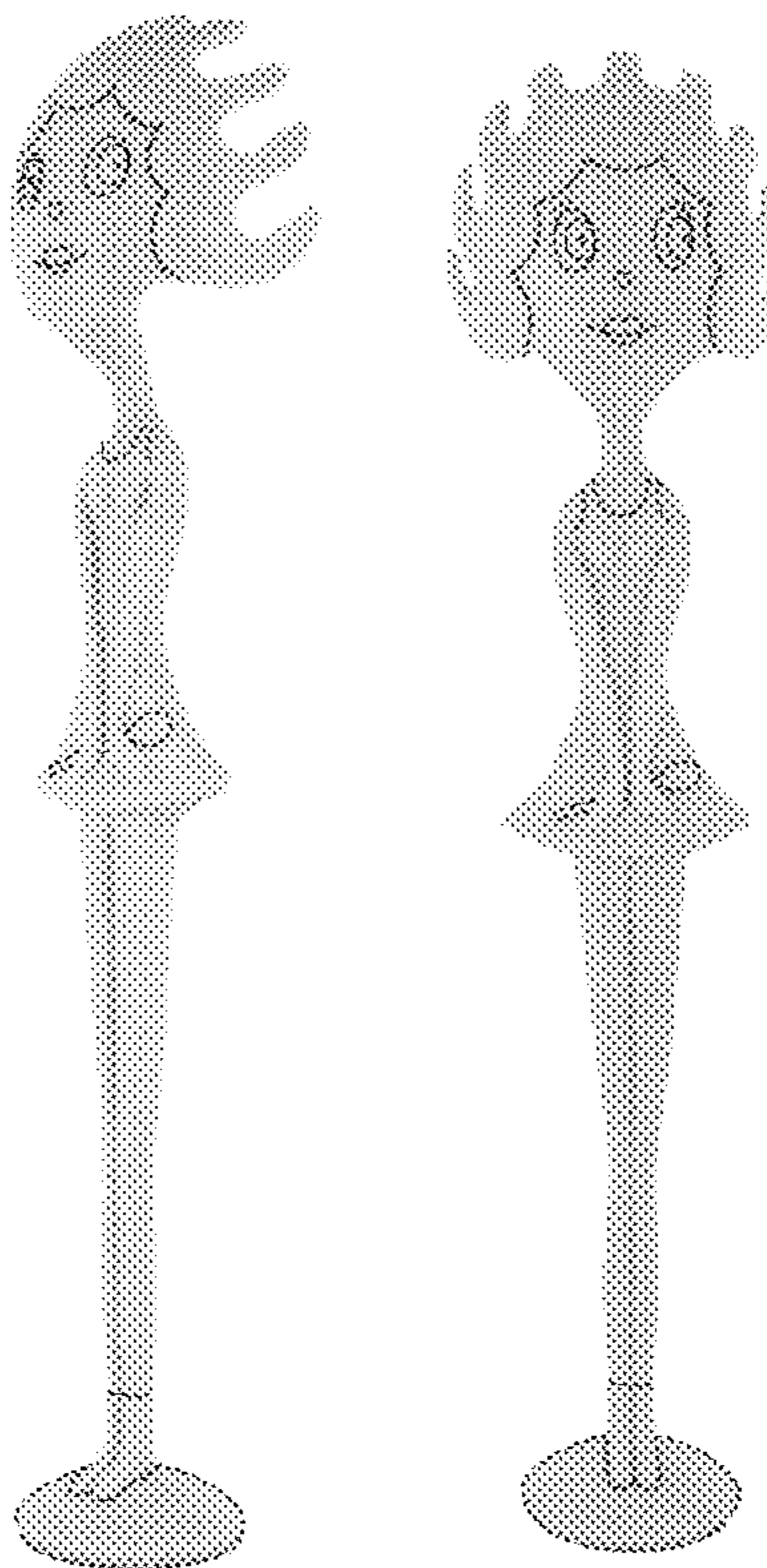
FIG. 3 is a back view of the spoon of FIG. 1.

FIG. 4 is a top elevation view of the spoon of FIG. 1; and,

FIG. 5 is a right side view of the spoon of FIG. 1.

The left side of the spoon is substantially a mirror image of FIG. 5. The bottom of the spoon is substantially flat and unornamented. Features shown in broken lines are environment only and not part of the claimed design.

1 Claim, 5 Drawing Sheets



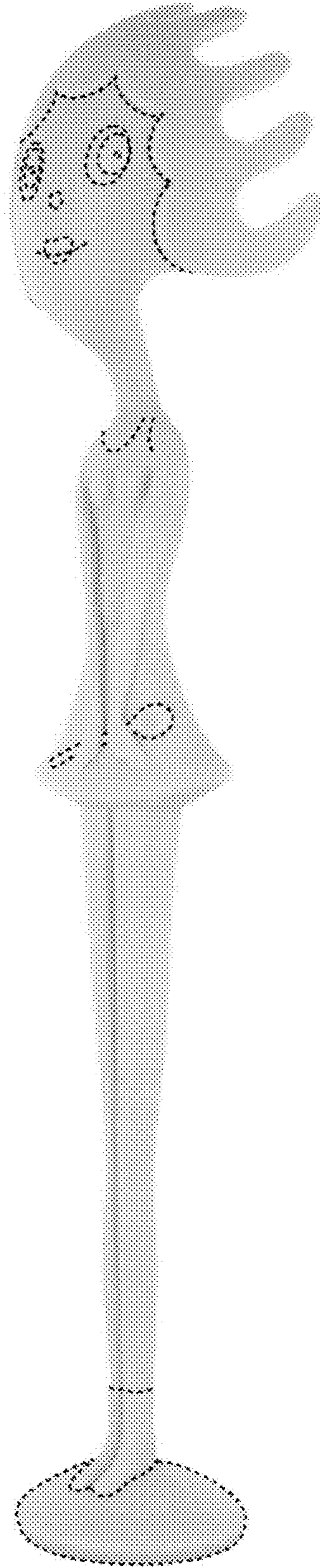


FIG.1

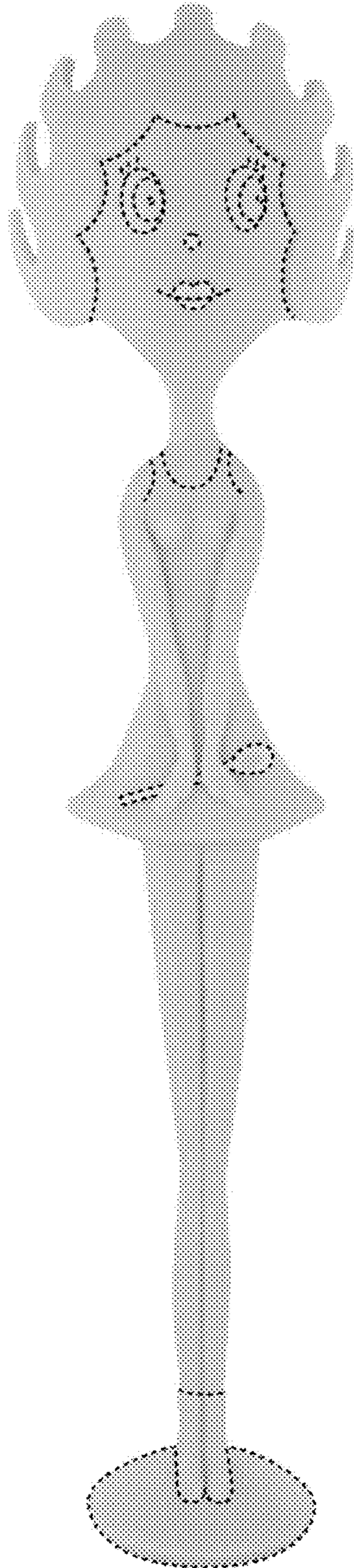


FIG.2




FIG.3

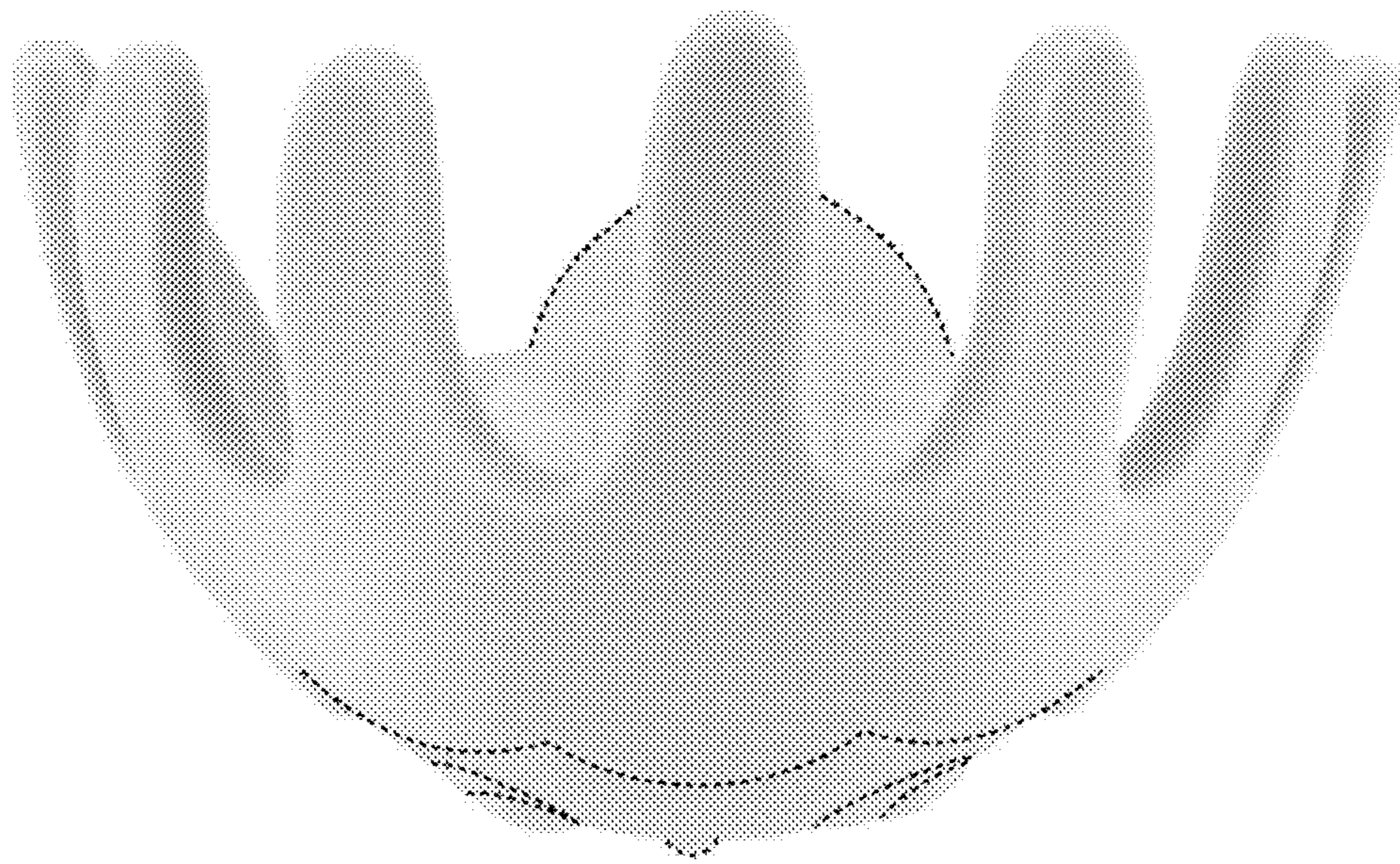


FIG.4

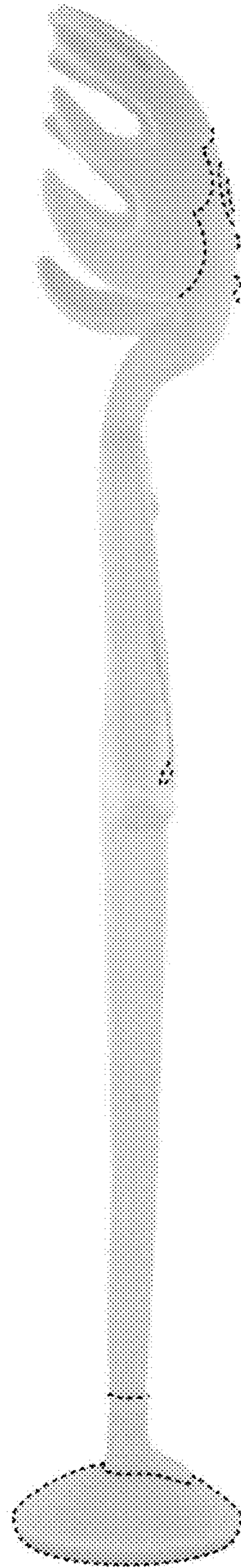


FIG.5