



US00D705020S

(12) **United States Design Patent**
Fraser et al.

(10) **Patent No.:** **US D705,020 S**

(45) **Date of Patent:** **** May 20, 2014**

(54) **SPOON**

(71) Applicant: **Chia Australia Pty Ltd**, Port Melbourne (AU)

(72) Inventors: **Marc Anthony Fraser**, Doncaster East (AU); **Simon Lee Andresen**, Eltham (AU)

(73) Assignee: **Chia Australia Pty Ltd**, Port Melbourne (AU)

(**) Term: **14 Years**

(21) Appl. No.: **29/454,188**

(22) Filed: **May 7, 2013**

(30) **Foreign Application Priority Data**

Feb. 14, 2013 (AU) 10718/2013

(51) **LOC (10) Cl.** **07-03**

(52) **U.S. Cl.**
USPC **D7/653**; D7/401.2; D7/642

(58) **Field of Classification Search**
USPC D1/123; D7/368, 393-395, 401.2, 567, D7/637, 642-646, 649-655, 660-664, 669, D7/675-677, 683, 688-692, 695-696; D14/225; D24/116; 30/120.1, 125, 30/137, 141-143, 147-150, 322-327, 329, 30/340, 342-344; 222/106; 362/23.15; 416/70 R, 75

See application file for complete search history.

(56) **References Cited**

U.S. PATENT DOCUMENTS

D193,541	S	*	9/1962	Gordon	D1/123
D213,946	S	*	4/1969	Cooper	D1/123
3,510,643	A	*	5/1970	File	362/26
D274,684	S	*	7/1984	Norton	D7/637
4,830,222	A	*	5/1989	Read	222/106
5,491,895	A	*	2/1996	Lee	30/125
D497,292	S	*	10/2004	Snell	D7/637
D501,046	S	*	1/2005	Ray et al.	D24/116
D586,535	S	*	2/2009	Soliz	D1/123
D605,638	S	*	12/2009	Vasilkov	D14/225
D629,250	S	*	12/2010	Finell et al.	D7/401.2
D682,628	S	*	5/2013	Tollman	D7/653
D686,045	S	*	7/2013	Stewart et al.	D7/653

* cited by examiner

Primary Examiner — Ricky Pham

(74) *Attorney, Agent, or Firm* — Dunlap Coddling, P.C.

(57) **CLAIM**

The ornamental design for a spoon, as shown and described.

DESCRIPTION

FIG. 1 is a perspective view of a spoon showing our new design.

FIG. 2 is a bottom perspective view thereof.

FIG. 3 is an end view thereof.

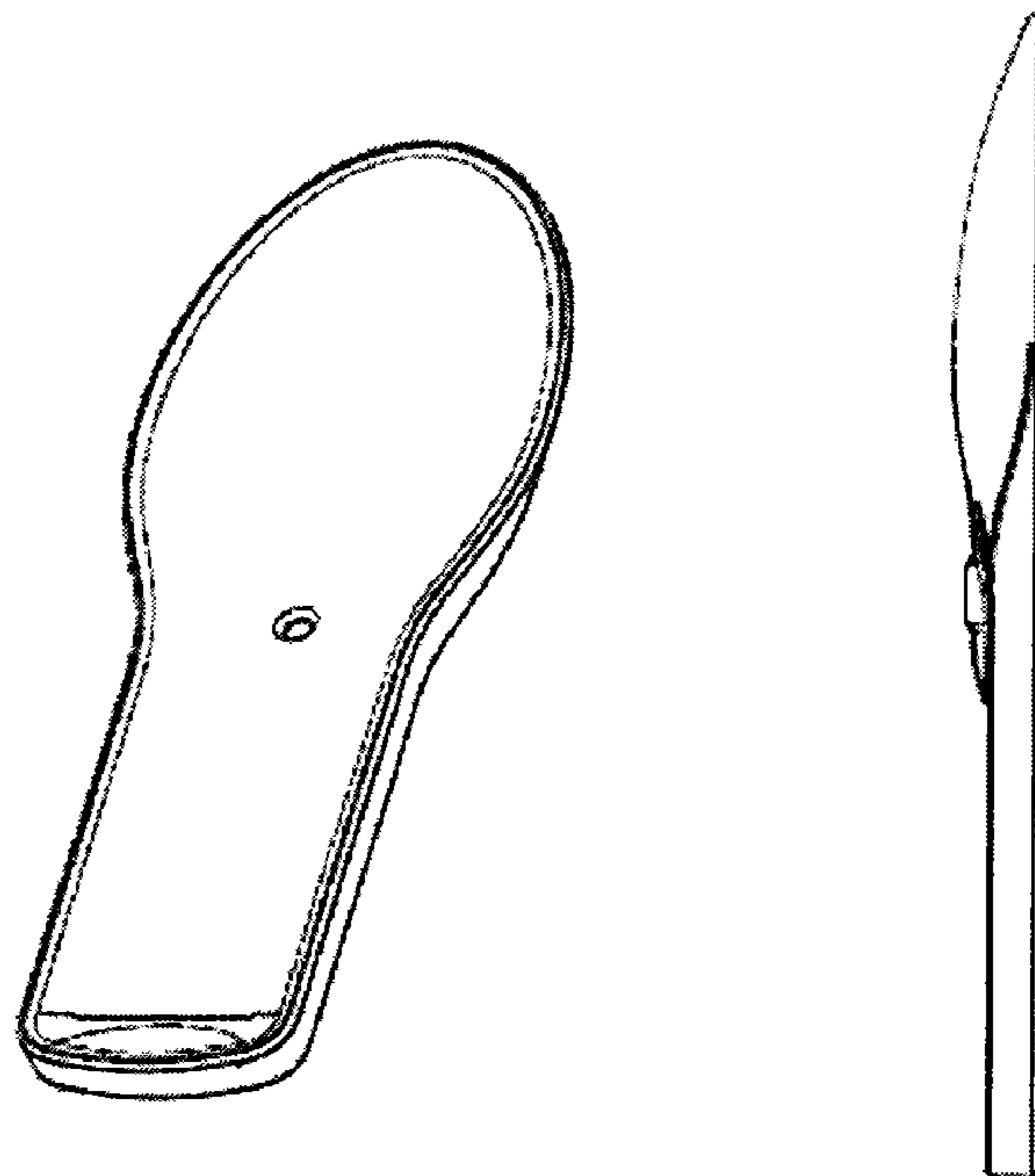
FIG. 4 is a left side view thereof, the right side being a mirror image.

FIG. 5 is a top plan view thereof; and,

FIG. 6 is an opposite end view thereof.

Background features may be shown in broken lines for illustrative purposes only and form no part of the claimed design.

1 Claim, 2 Drawing Sheets



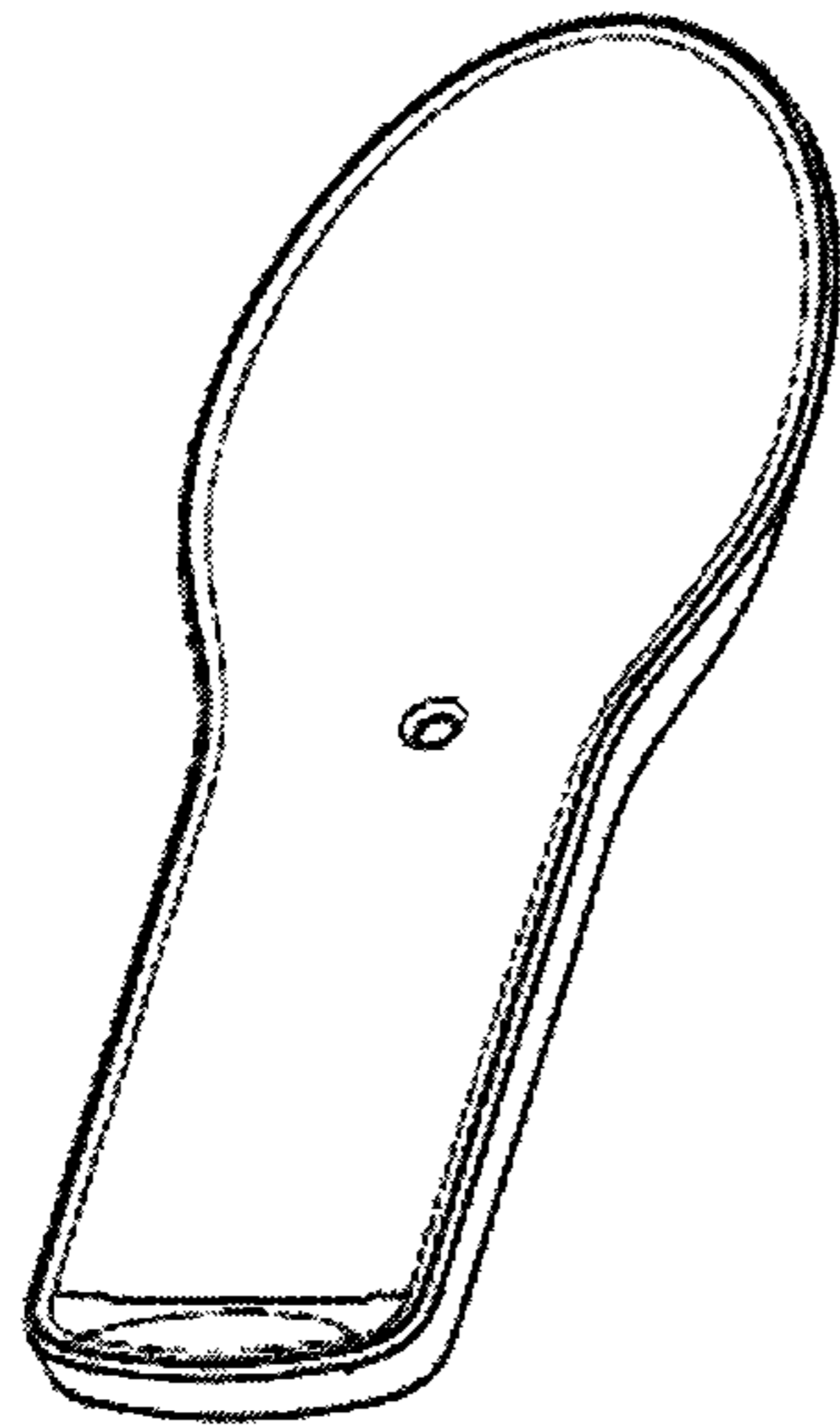


FIG. 1

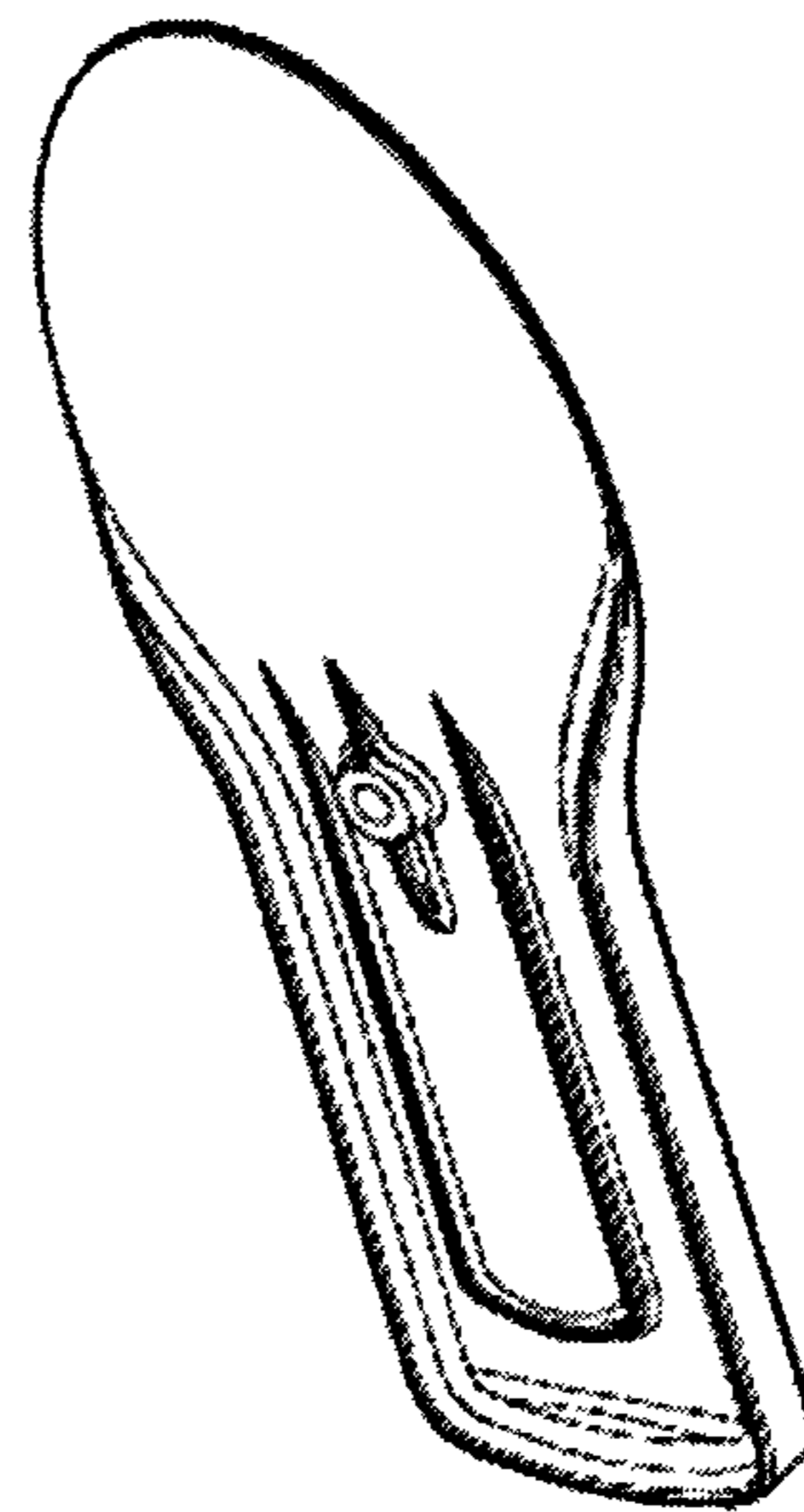


FIG. 2




FIG. 3



FIG. 4

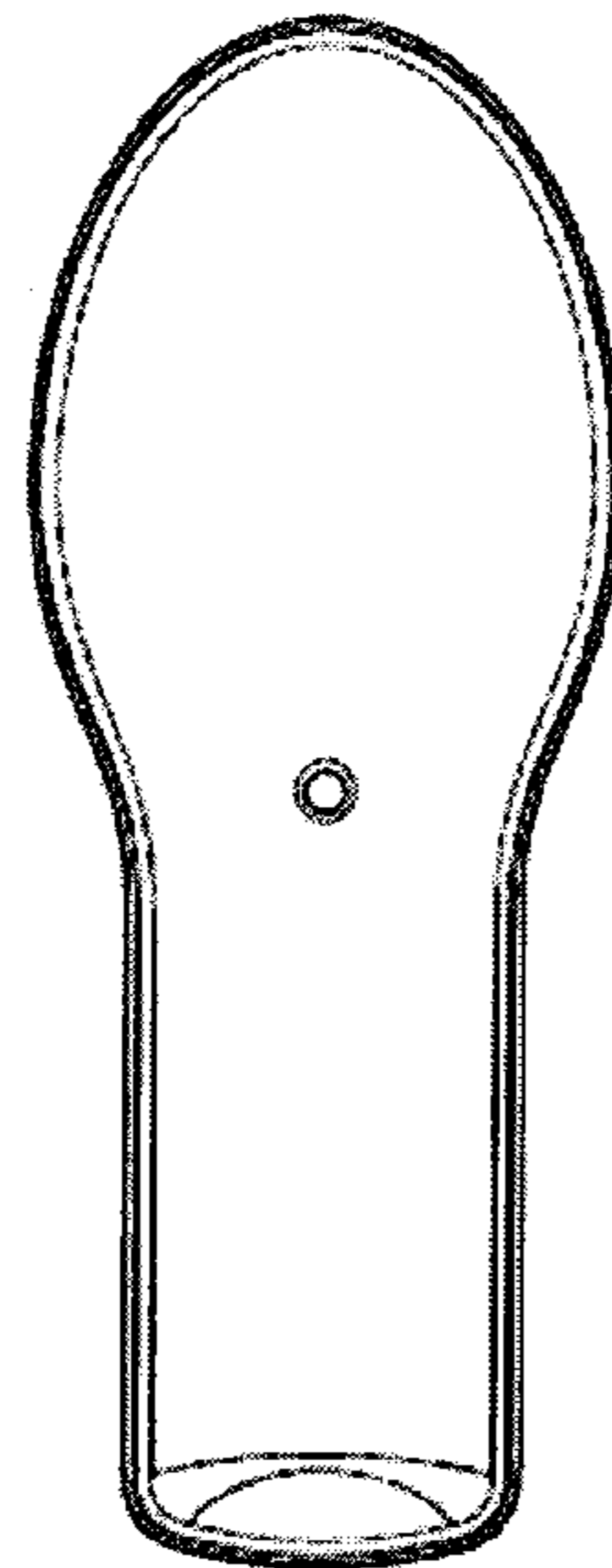


FIG. 5



FIG. 6