



US00D705013S

(12) **United States Design Patent**
Audibert

(10) **Patent No.:** **US D705,013 S**

(45) **Date of Patent:** **** *May 20, 2014**

(54) **CUP HOLDER**

(71) Applicant: **Ken Audibert**, Ladera Ranch, CA (US)

(72) Inventor: **Ken Audibert**, Ladera Ranch, CA (US)

(*) Notice: This patent is subject to a terminal disclaimer.

(**) Term: **14 Years**

(21) Appl. No.: **29/443,196**

(22) Filed: **Jan. 14, 2013**

(51) **LOC (10) Cl.** **07-06**

(52) **U.S. Cl.**
USPC **D7/620**

(58) **Field of Classification Search**

USPC D7/608, 510, 511, 515, 901, 606, 536,
D7/604, 601-602, 388, 603, 619.1-625,
D7/605, 607, 509, 514, 709, 710, 628, 629,
D7/630, 632, 633, 634; D9/668, 444, 455,
D9/501, 435, 451, 434, 499; D21/717,
D21/789, 718, 712; 248/156, 346.11, 146,
248/530, 545, 546, 309.1, 311.1, 311.2,
248/311.3, 314; 211/74, 75, 71.01;
220/410, 592.16, 592.17, 738, 902,
220/903, 737, 739, 740, 741, 742;
215/11.6, 386, 387, 388, 389, 390,
215/393, 394, 395, 396, 399; 229/89-91;
224/148.1-148.6; D22/147

See application file for complete search history.

(56) **References Cited**

U.S. PATENT DOCUMENTS

D26,106 S *	9/1896	Douglass	D6/403
D100,600 S *	7/1936	Luff	D22/147
4,588,157 A *	5/1986	Mills	248/545
D292,365 S *	10/1987	Bozarth	D7/387
4,874,149 A *	10/1989	Miceli	248/530
D307,692 S *	5/1990	Shoup	D7/608
D310,256 S *	8/1990	Erdelean	D22/147

D325,678 S *	4/1992	Niles	D6/417
5,294,083 A *	3/1994	Roth	248/146
5,295,601 A *	3/1994	Bostelman	220/287
D365,169 S *	12/1995	Fillipp	D26/138
D366,600 S *	1/1996	Laskowski et al.	D7/620
D369,527 S *	5/1996	Tesoriero	D7/620
5,709,366 A *	1/1998	Speece	248/530
D390,040 S *	2/1998	Matz	D6/417
D396,383 S *	7/1998	Hanson	D7/620
5,782,443 A *	7/1998	La Fontaine	248/156
5,881,495 A *	3/1999	Clark	47/48.5
6,575,417 B1 *	6/2003	Krommenakker	248/311.2
D494,429 S *	8/2004	Tuite et al.	D7/701
D549,525 S *	8/2007	Kozel et al.	D7/620
D557,929 S *	12/2007	Loggins et al.	D6/417
7,516,931 B2 *	4/2009	Sarullo	248/311.2
D657,633 S *	4/2012	Butler	D7/620
2007/0235602 A1 *	10/2007	Gross et al.	248/156
2009/0107947 A1 *	4/2009	Knaack	215/12.1

* cited by examiner

Primary Examiner — Ian Simmons

Assistant Examiner — Shannon Weekley

(74) *Attorney, Agent, or Firm* — Rutan & Tucker LLP; Hani Z. Sayed

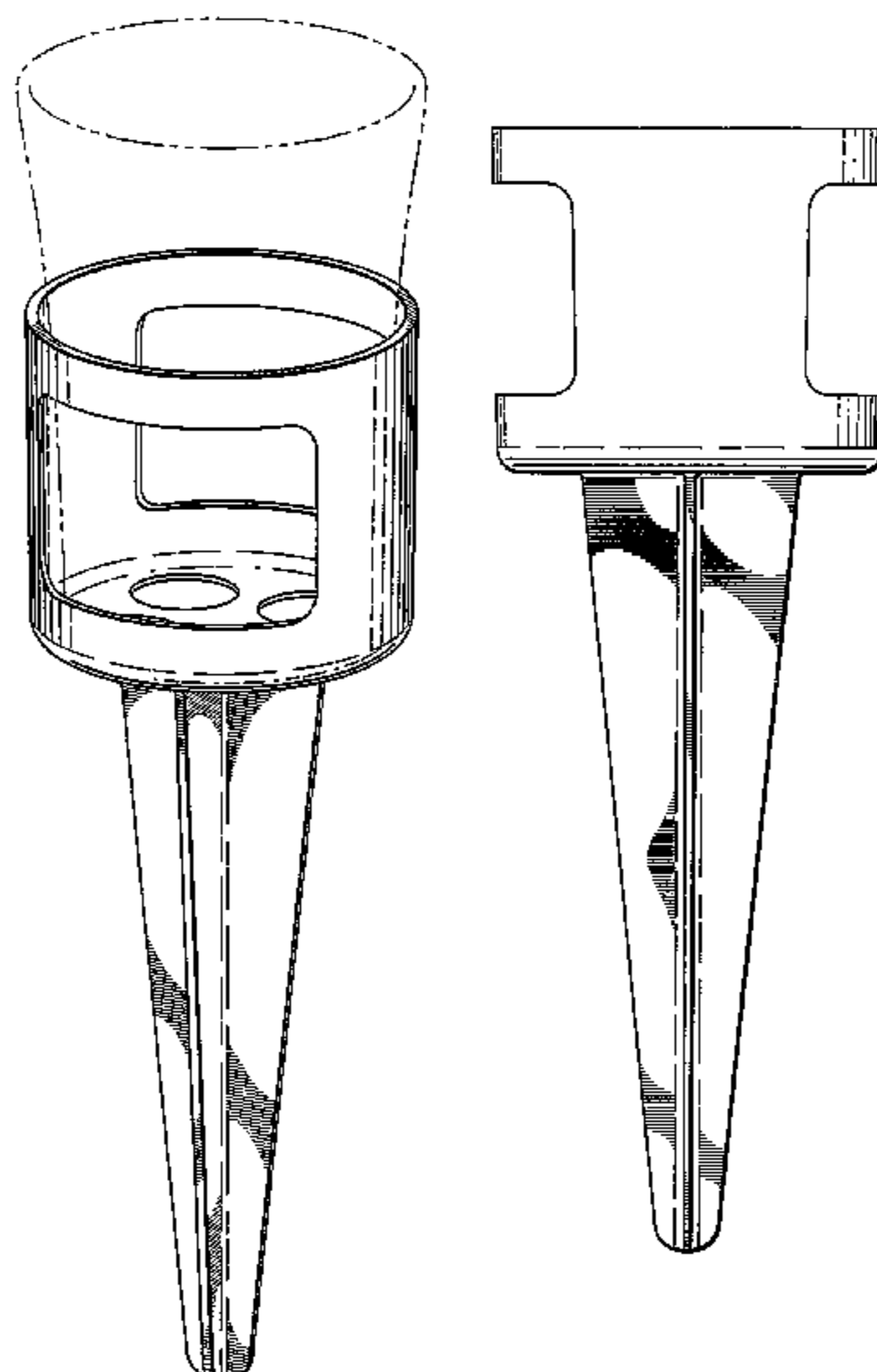
(57) **CLAIM**

The ornamental design for a cup holder, as shown and described.

DESCRIPTION

FIG. 1 is a top, front right side perspective view of the cup holder showing my new design;
FIG. 2 is a top plan view thereof;
FIG. 3 is a bottom plan view thereof;
FIG. 4 is a rear elevational view, the front elevational view being an identical mirror image thereof; and,
FIG. 5 is a left side elevational view, the right elevational view being an identical mirror image thereof.
The broken lines in FIG. 1 of the Cup Holder are for the purpose of illustrating environment, and form no part of the claimed design.

1 Claim, 2 Drawing Sheets



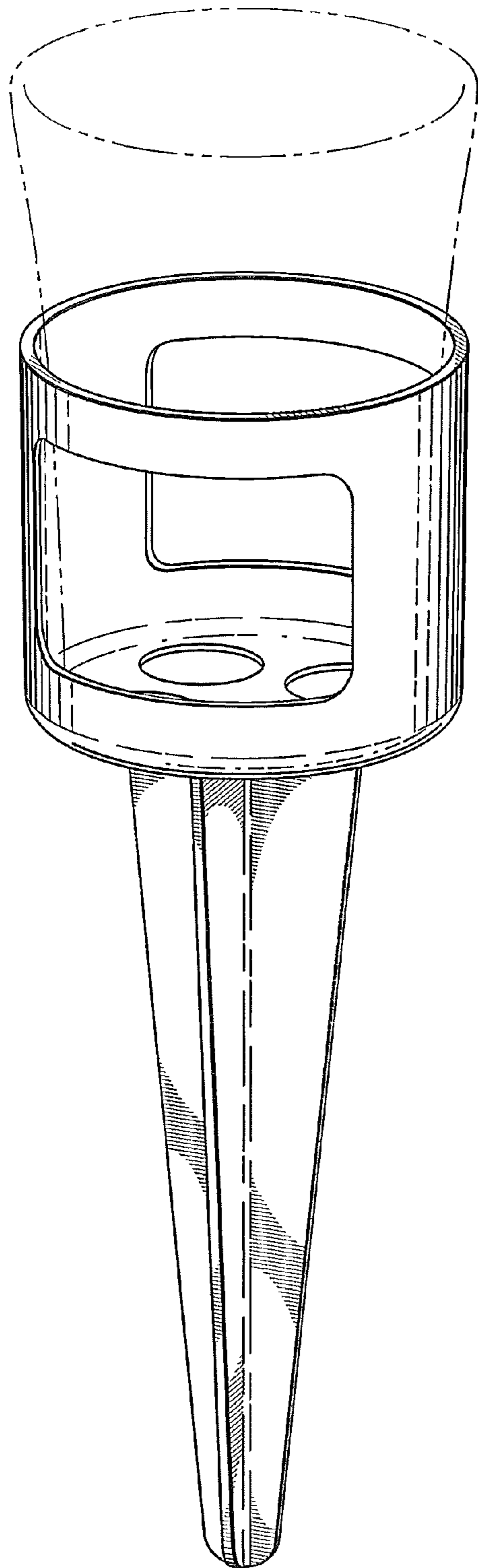


FIG. 1

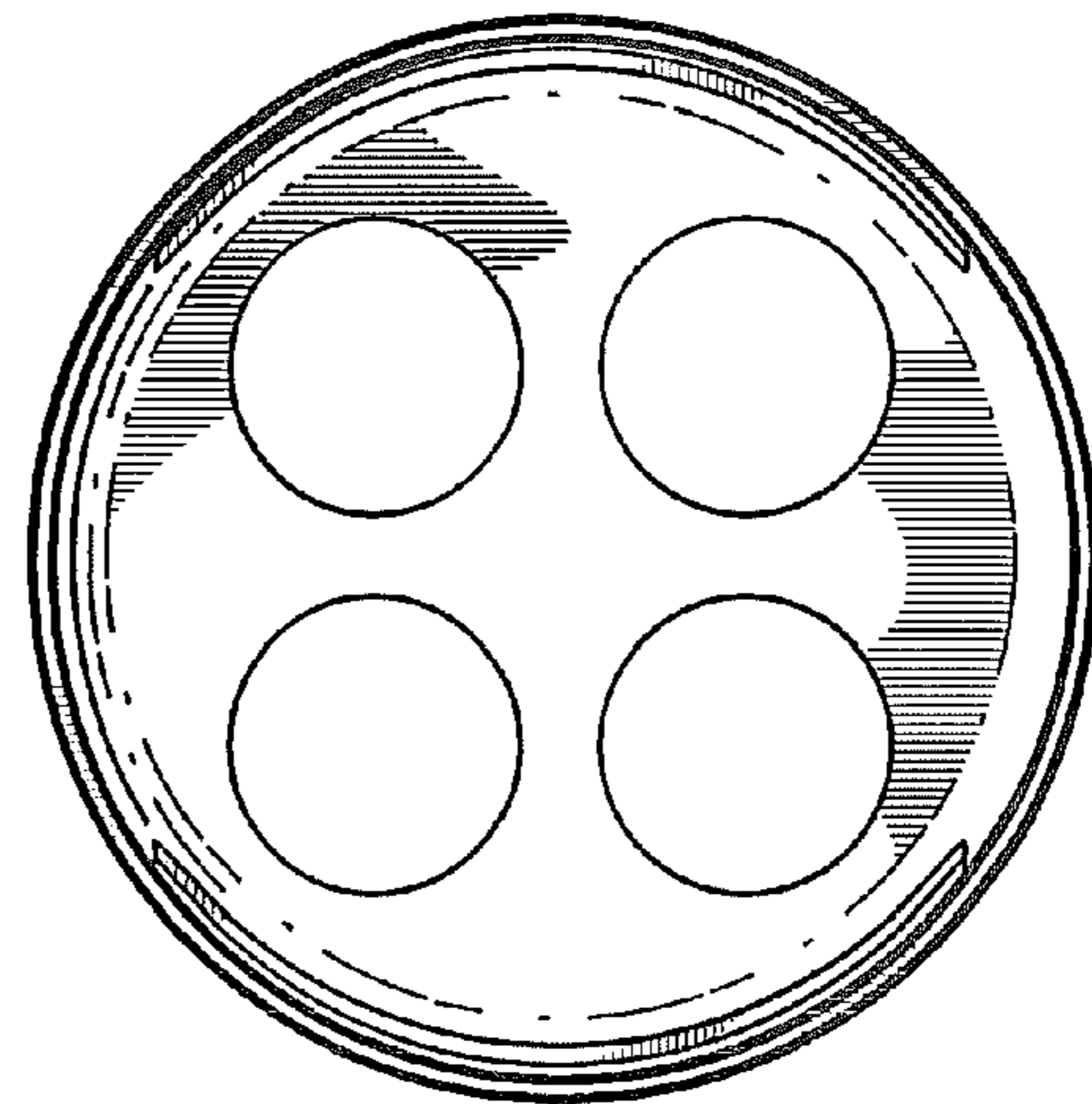


FIG. 2

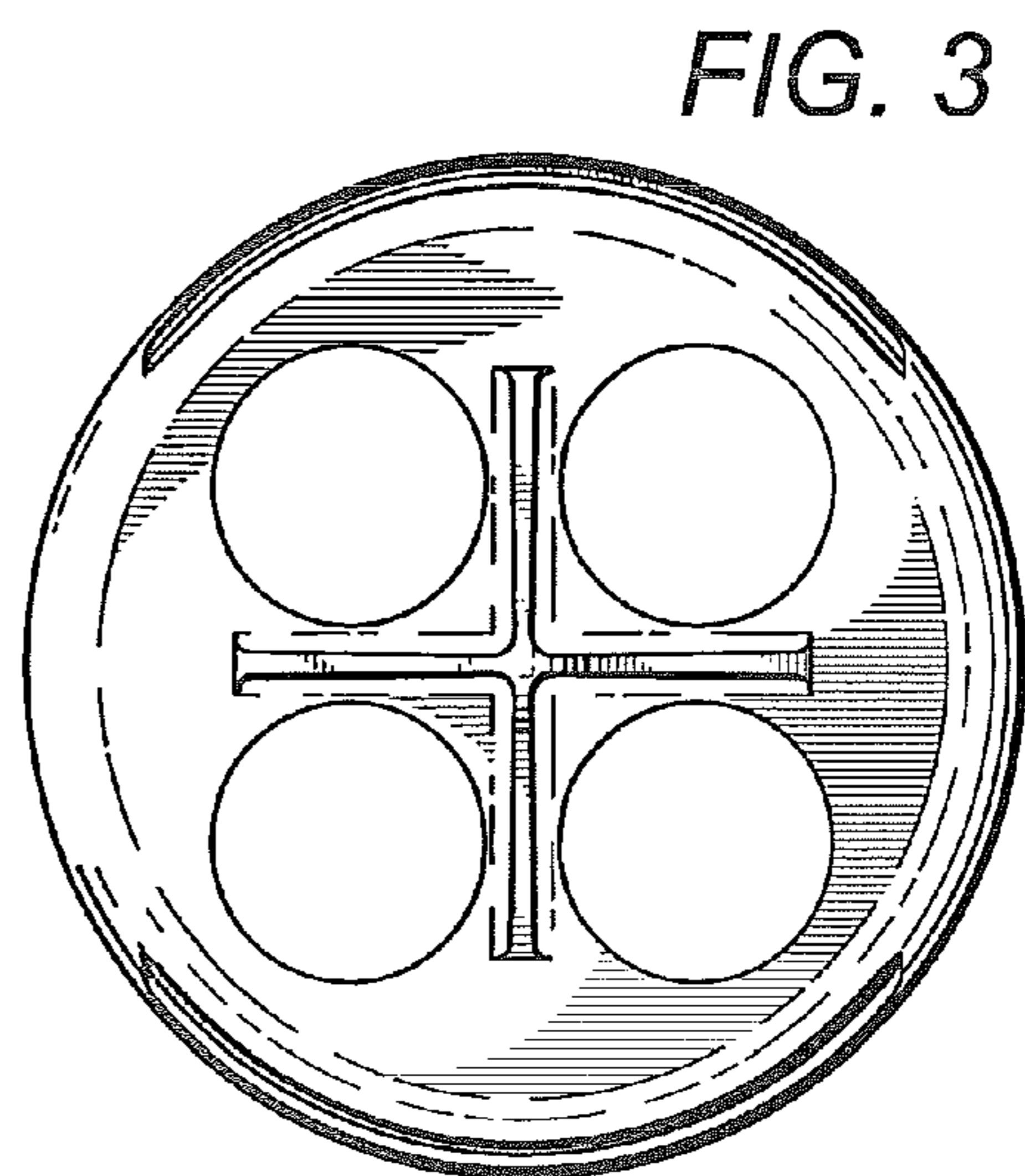


FIG. 3

FIG. 4

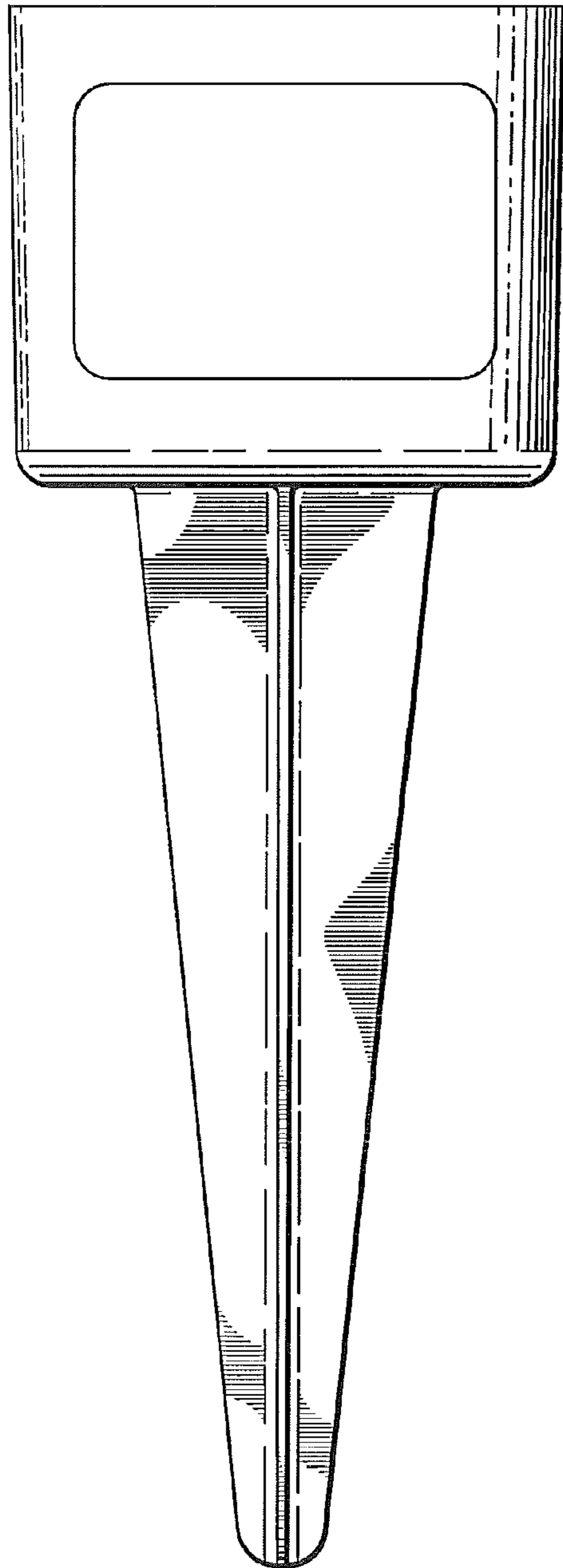


FIG. 5

