



US00D704994S

(12) **United States Design Patent**
Clabots

(10) **Patent No.:** **US D704,994 S**

(45) **Date of Patent:** **** May 20, 2014**

(54) **LOOP HANDLE**

(71) Applicant: **TEFAL**, Rumilly (FR)

(72) Inventor: **Evan Clabots**, Brooklyn, NY (US)

(73) Assignee: **TEFAL** (FR)

(**) Term: **14 Years**

(21) Appl. No.: **29/460,622**

(22) Filed: **Jul. 12, 2013**

(30) **Foreign Application Priority Data**

Jan. 14, 2013 (EM) 002166033-0002

(51) **LOC (10) Cl.** **07-02**

(52) **U.S. Cl.**
USPC **D7/394**

(58) **Field of Classification Search**
USPC D7/354-361, 391, 393-395, 396.2, 514,
D7/664; D8/107, 300, 301, 306, 315, 316,
D8/317, 319, 320, 321; 16/430, 431,
16/110.1, 114.1, 407, 416, 429, 443, 441;
220/377, 573.1-573.5, 752, 753, 755,
220/756, 760, 772, 773, 912; D3/318;
138/121, 145, 173

See application file for complete search history.

(56) **References Cited**

U.S. PATENT DOCUMENTS

D437,729	S	*	2/2001	Rae	D7/394
D494,808	S	*	8/2004	Thomkins	D7/394
D527,982	S	*	9/2006	Brasset	D8/317
D578,371	S	*	10/2008	Matijevic	D8/316
D609,965	S	*	2/2010	Tetreault	D7/394
D642,428	S	*	8/2011	Rae	D7/394
D644,481	S	*	9/2011	Groll	D7/394

* cited by examiner

Primary Examiner — Cynthia M Chin

(74) *Attorney, Agent, or Firm* — The Webb Law Firm


(57) **CLAIM**

The ornamental design for a loop handle, as shown and described.

DESCRIPTION

FIG. 1 is an upper left front perspective view of a loop handle, showing my new design;
FIG. 2 is a front view thereof;
FIG. 3 is a rear view thereof;
FIG. 4 is a bottom view thereof;
FIG. 5 is a top view thereof;
FIG. 6 is a right side view thereof; and,
FIG. 7 is a left side view thereof.

1 Claim, 3 Drawing Sheets






FIG. 1




FIG. 2




FIG. 3




FIG. 4



FIG. 5




FIG. 6

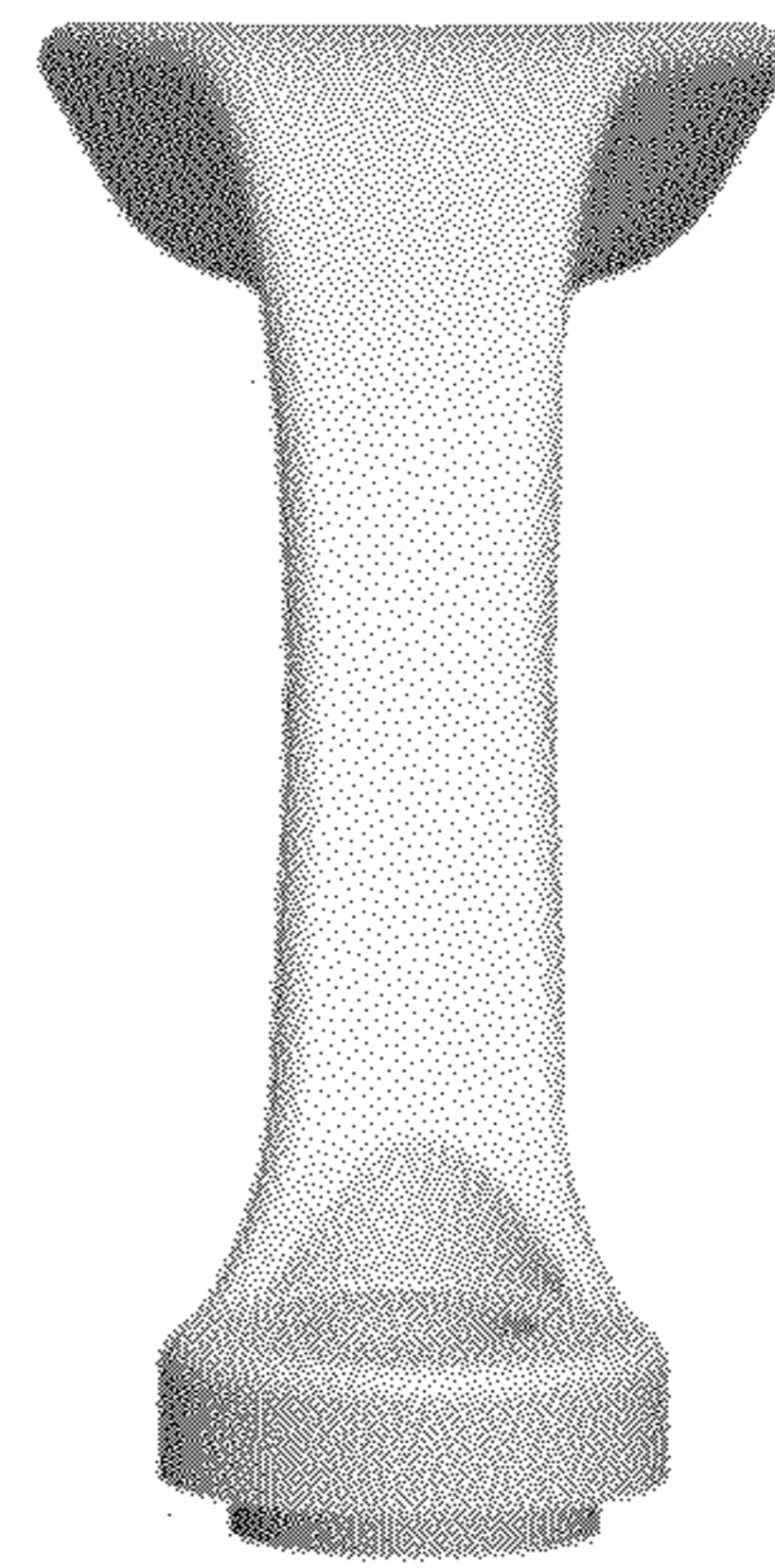


FIG. 7