



US00D704991S

(12) **United States Design Patent**
Rae

(10) **Patent No.:** **US D704,991 S**
(45) **Date of Patent:** **** May 20, 2014**

(54) **SIDE HANDLE FOR COOKWARE**

(56) **References Cited**

(71) Applicant: **Meyer Intellectual Properties Ltd.**,
Kowloon (CN)

U.S. PATENT DOCUMENTS

(72) Inventor: **Robert A. Rae**, Las Vegas, NV (US)

D457,386 S *	5/2002	Coudurier	D7/394
D463,210 S *	9/2002	Coudurier	D7/394
D644,484 S *	9/2011	Rae	D7/394
D657,996 S *	4/2012	Rae	D7/394
D667,684 S *	9/2012	Rae	D7/394
D667,685 S *	9/2012	Rae	D7/394

(73) Assignee: **Meyer Intellectual Properties Limited**
(VG)

* cited by examiner

(**) Term: **14 Years**

Primary Examiner — Cynthia M Chin

(21) Appl. No.: **29/460,222**

(74) *Attorney, Agent, or Firm* — Edward S. Sherman

(22) Filed: **Jul. 9, 2013**

(57) **CLAIM**

The ornamental design for a side handle for cookware, as shown and described.

(51) **LOC (10) Cl.** **07-02**

DESCRIPTION

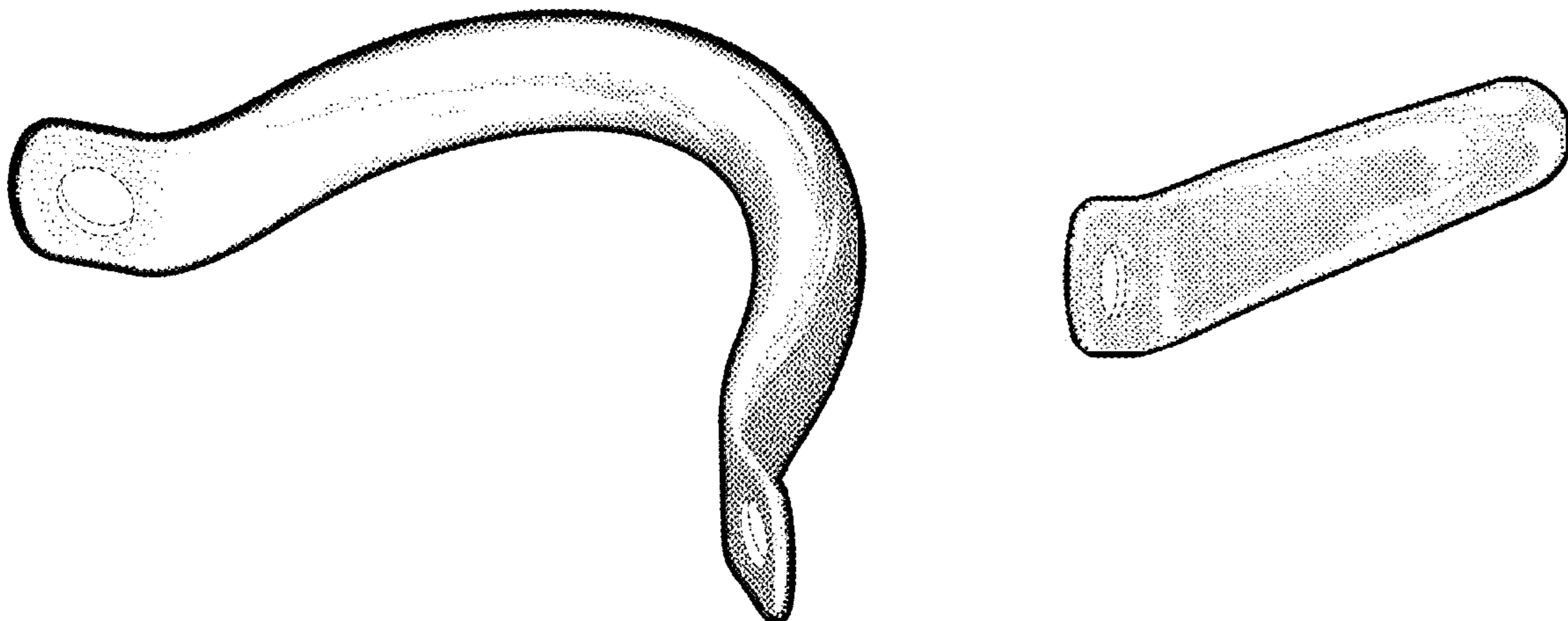
(52) **U.S. Cl.**
USPC **D7/394**

(58) **Field of Classification Search**
USPC D7/354–361, 391, 393–395, 396.2, 514,
D7/664; D8/107, 300, 301, 306, 315, 316,
D8/317, 319, 320, 321; 16/430, 431,
16/110.1, 114.1, 407, 416, 429, 443, 441;
220/377, 573.1–573.5, 752, 753, 755,
220/756, 760, 772, 773, 912; D3/318;
138/121, 145, 173

FIG. 1 is a perspective view of the side handle for cookware showing my new design;
FIG. 2 is a right side elevation view thereof; the left side elevation view being the mirror image thereof,
FIG. 3 is a top plan view thereof;
FIG. 4 is a bottom plan view thereof;
FIG. 5 is a front elevation view thereof; and,
FIG. 6 is a rear elevation view thereof.
The broken lines in FIGS. 1, 2, 5 and 6 are for illustrative purposes only, depicting the environment of the new design, forming no part thereof as claimed.
The stippling shown illustrates the three-dimensional contour of the design, and is not intended to indicate surface decoration or color.

See application file for complete search history.

1 Claim, 3 Drawing Sheets



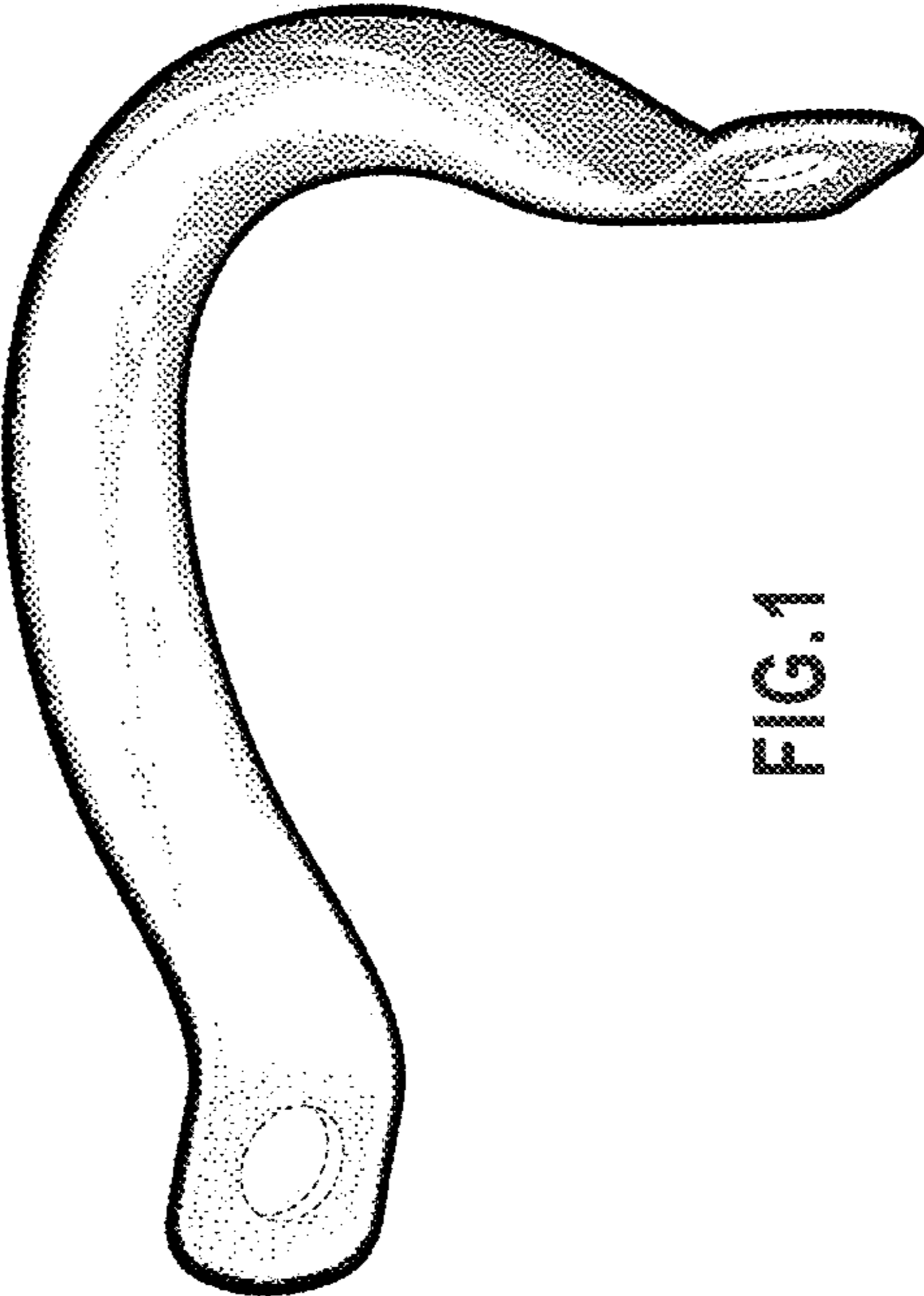


FIG. 1

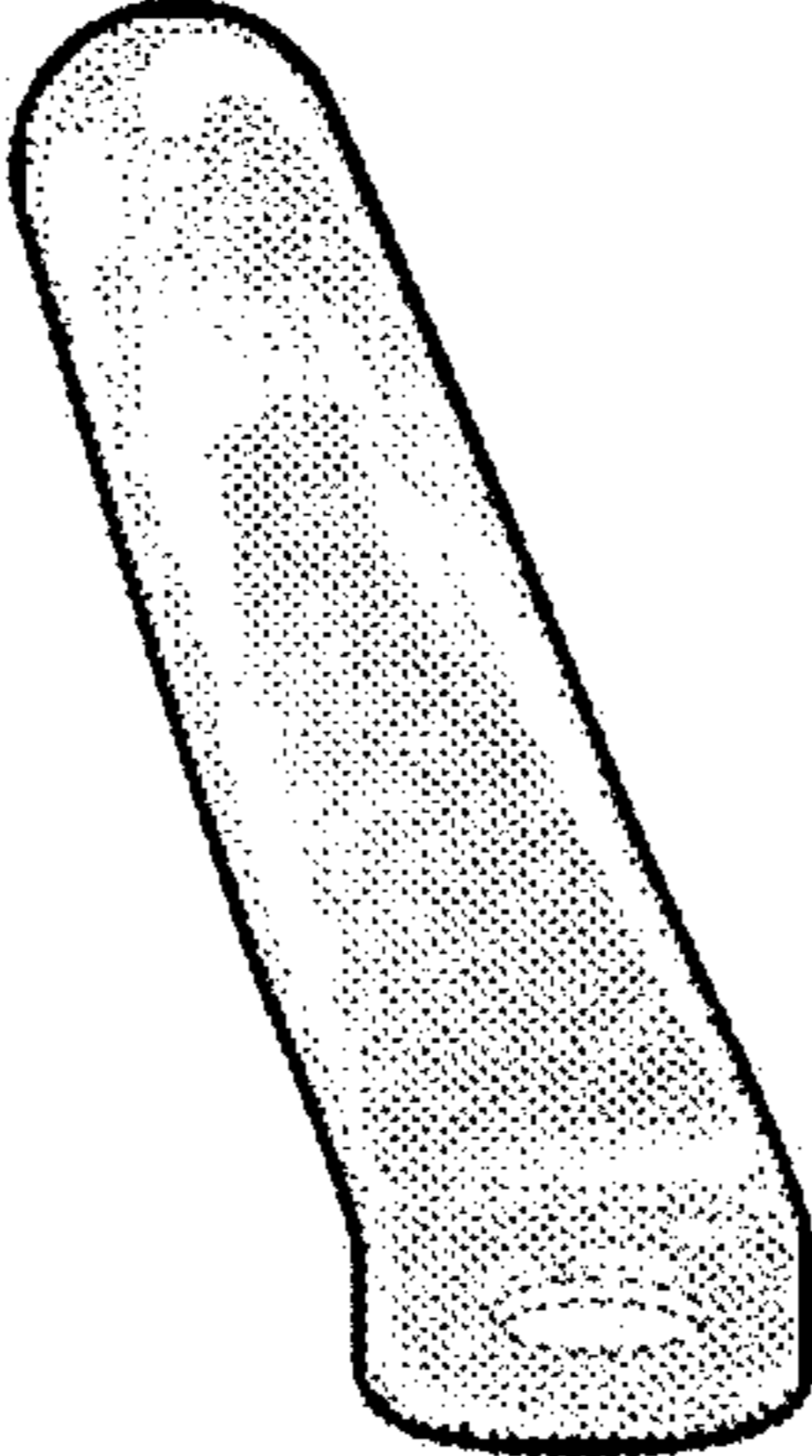


FIG. 2




FIG.4




FIG.3

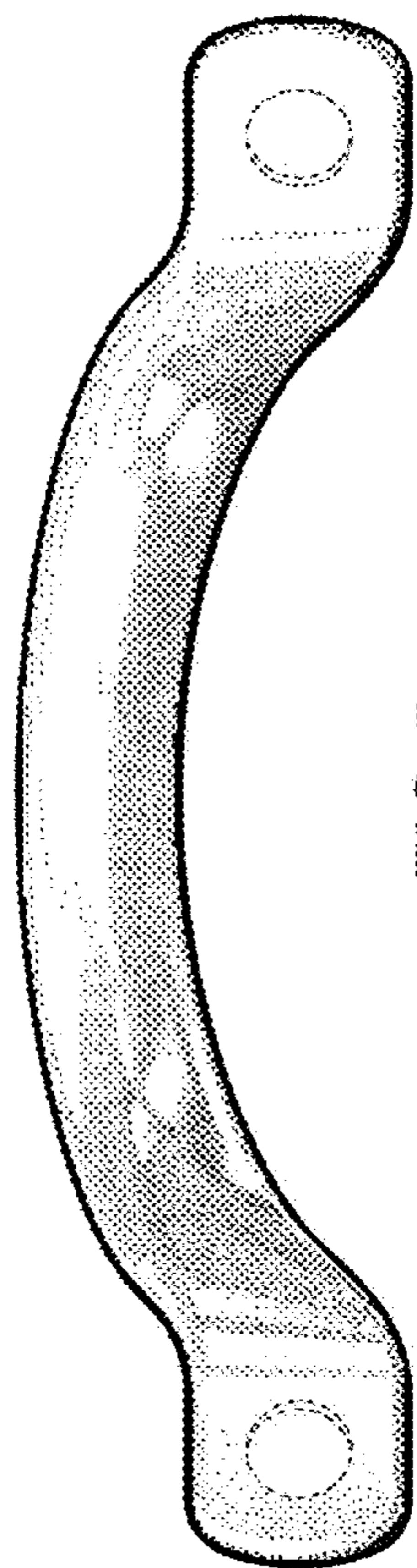


FIG. 5

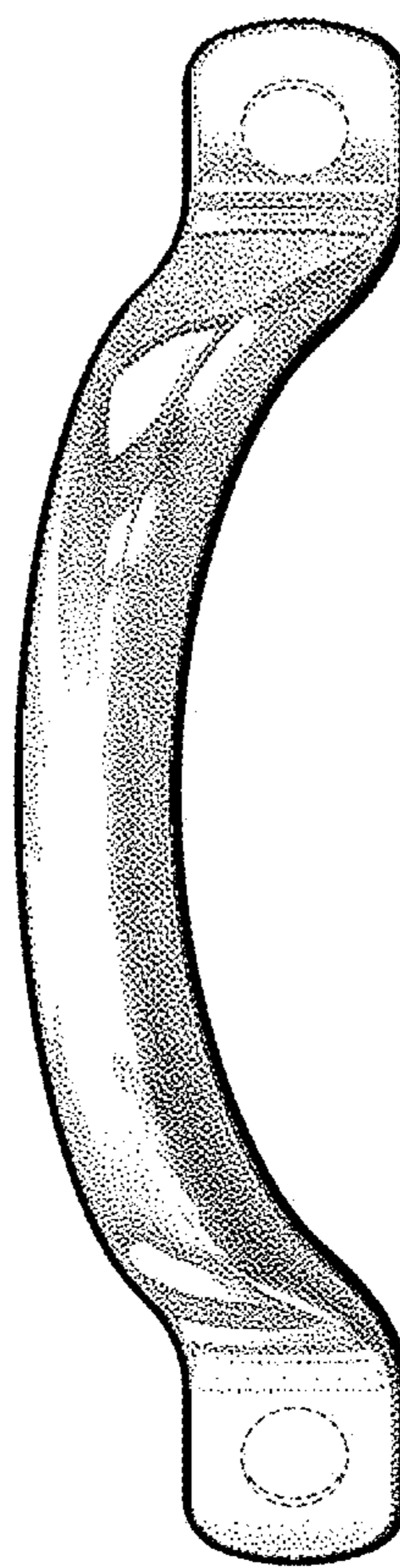


FIG. 6