



US00D704988S

(12) **United States Design Patent**  
**Rae**

(10) **Patent No.:** **US D704,988 S**

(45) **Date of Patent:** **\*\* May 20, 2014**

(54) **COOKWARE SIDE HANDLE**

(71) Applicant: **Meyer Intellectual Properties Ltd.,**  
Kowloon (HK)

(72) Inventor: **Ropbert A. Rae, Las Vegas, NV (US)**

(73) Assignee: **Meyer Intellectual Properties Limited**  
(VG)

(\*\*) Term: **14 Years**

(21) Appl. No.: **29/458,580**

(22) Filed: **Jun. 20, 2013**

(51) **LOC (10) Cl.** ..... **07-02**

(52) **U.S. Cl.**  
USPC ..... **D7/394**

(58) **Field of Classification Search**  
USPC ..... D7/354-361, 391, 393-395, 396.2, 514,  
D7/664; D8/107, 300, 301, 306, 315, 316,  
D8/317, 319, 320, 321; 16/430, 431,  
16/110.1, 114.1, 407, 416, 429, 443, 441;  
220/377, 573.1-573.5, 752, 753, 755,  
220/756, 760, 772, 773, 912; D3/318;  
138/121, 145, 173

See application file for complete search history.

(56) **References Cited**

**U.S. PATENT DOCUMENTS**

D494,808 S \* 8/2004 Thomkins ..... D7/394  
D503,307 S \* 3/2005 Thomkins ..... D7/394

D551,497 S \* 9/2007 Rae ..... D7/394  
D574,694 S \* 8/2008 Krumpe ..... D8/316  
D578,346 S \* 10/2008 Rae ..... D7/394  
D578,371 S \* 10/2008 Matijevic ..... D8/316  
D598,703 S \* 8/2009 Tetreault ..... D7/394  
D617,137 S \* 6/2010 Tetreault ..... D7/394  
D664,389 S \* 7/2012 Rae ..... D7/394  
D680,807 S \* 4/2013 Rae ..... D7/394

\* cited by examiner

*Primary Examiner* — Cynthia M Chin

(74) *Attorney, Agent, or Firm* — Edward S. Sherman

(57) **CLAIM**

The ornamental design for a cookware side handle, as shown and described.

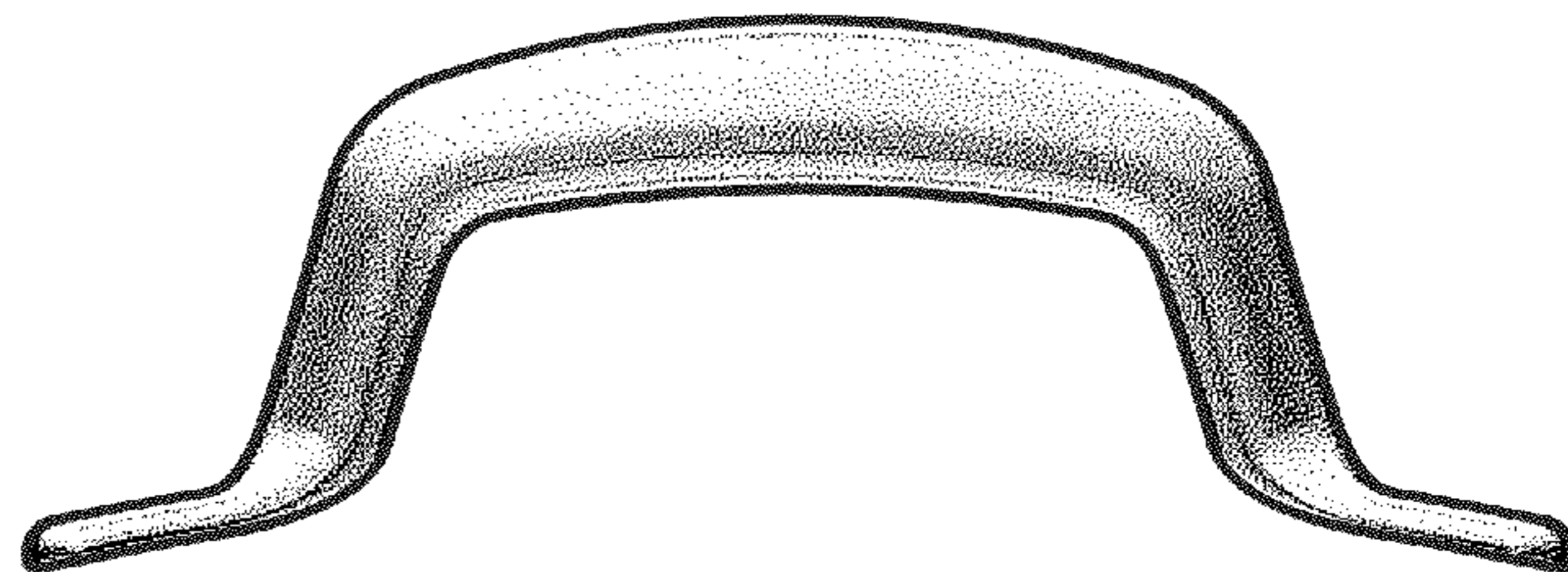
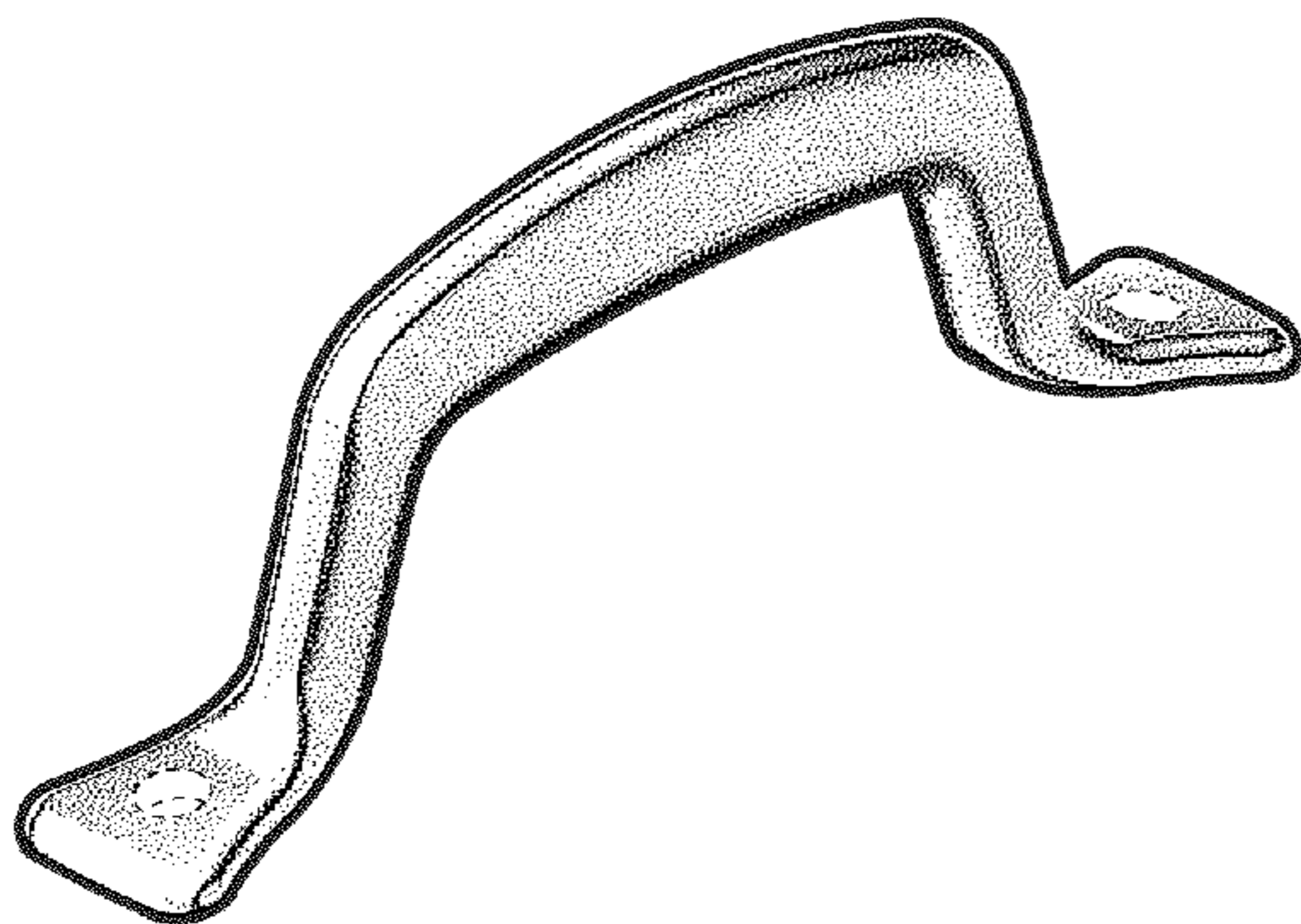
**DESCRIPTION**

FIG. 1 is a perspective view of the cookware side handle showing my new design; FIG. 2 is a right side elevation view thereof; the left side elevation view being the mirror image thereof, FIG. 3 is a top plan view thereof; FIG. 4 is a bottom plan view thereof; FIG. 5 is a front elevation view thereof; and, FIG. 6 is a rear elevation view thereof.

The broken lines in FIGS. 1 and 3-5 are for illustrative purposes only, depicting the environment of the new design, forming no part thereof as claimed.

The stippling shown illustrates the three-dimensional contour of the design, and is not intended to indicate surface decoration or color.

**1 Claim, 3 Drawing Sheets**



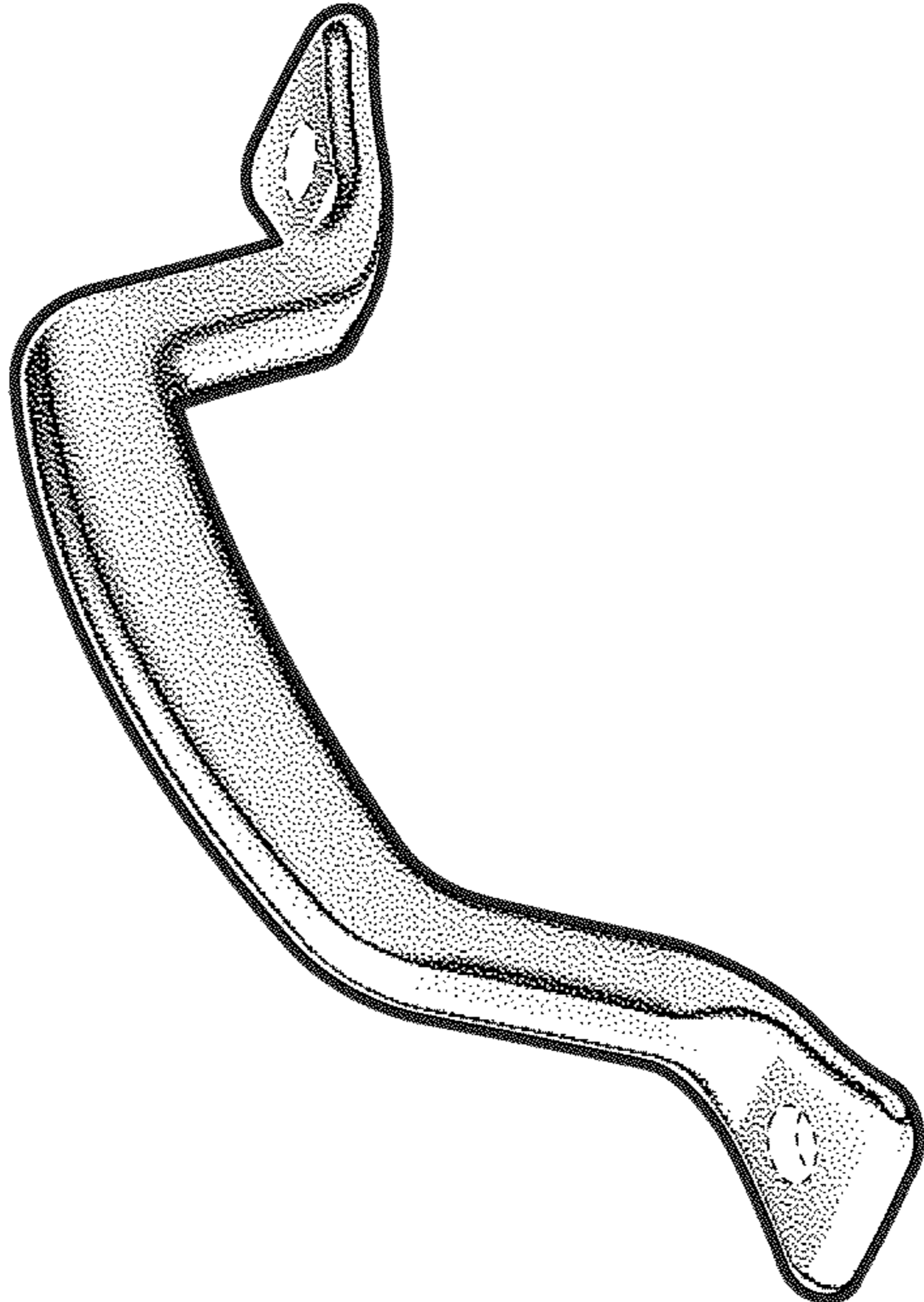


FIG.1

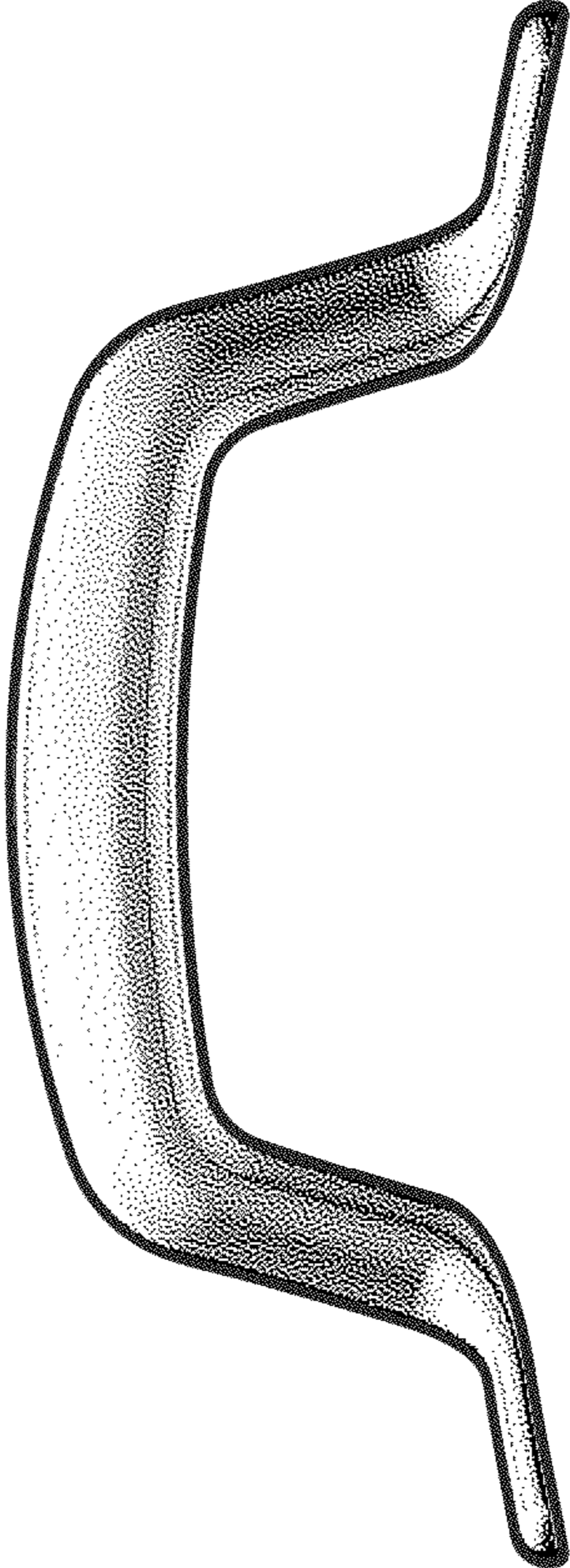


FIG.2

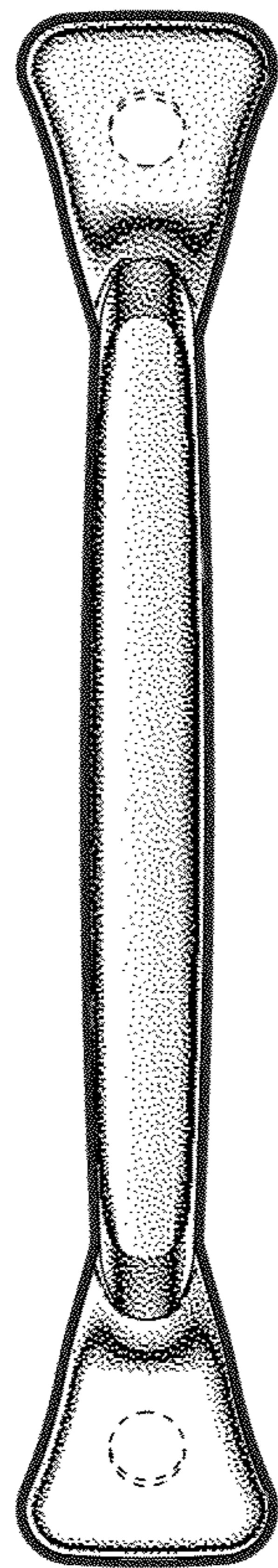


FIG.3

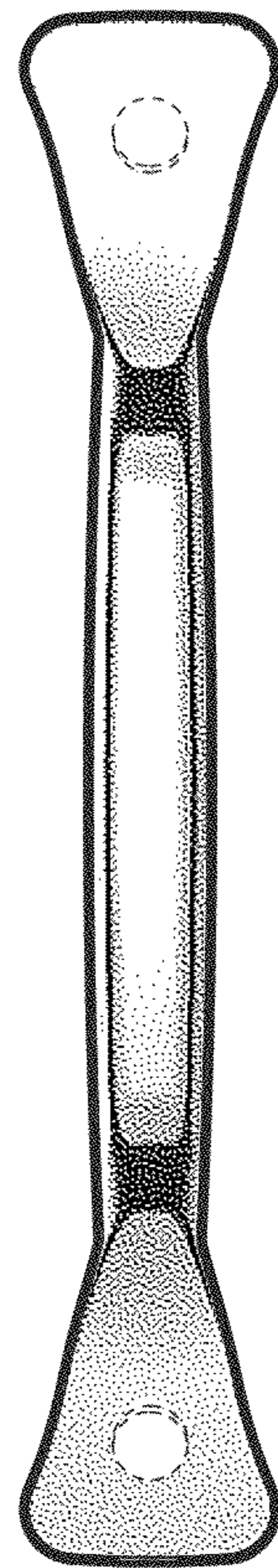


FIG.4

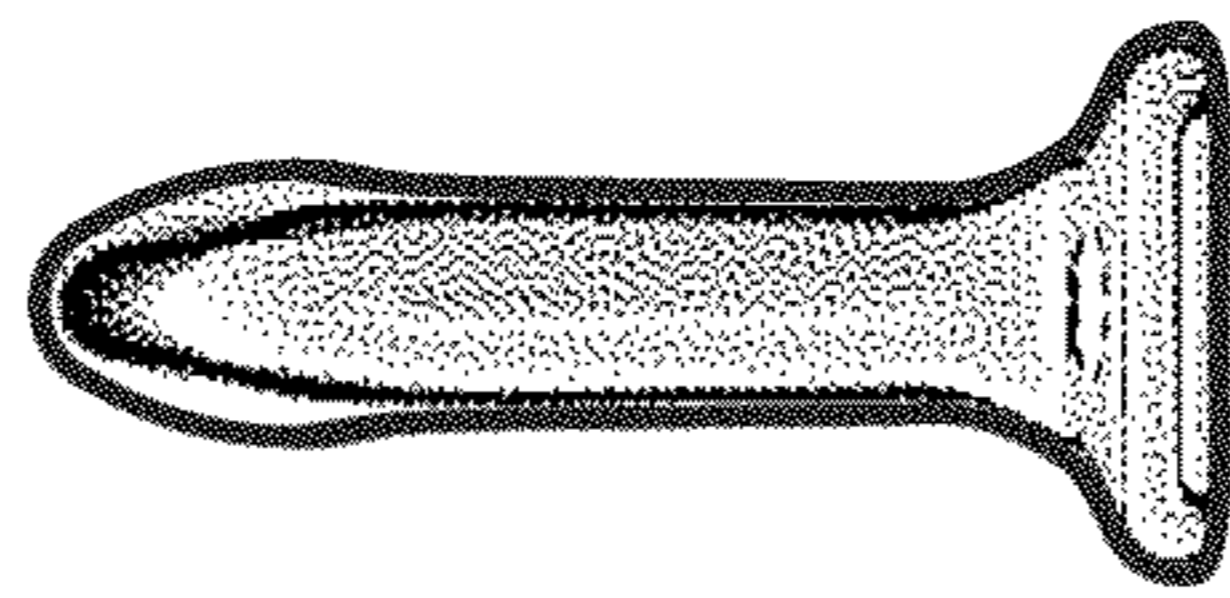


FIG. 5