



US00D704961S

(12) **United States Design Patent**  
**Huss et al.**

(10) **Patent No.:** **US D704,961 S**  
(45) **Date of Patent:** **\*\* May 20, 2014**

- (54) **STUDED MOLDED MAT**
- (71) Applicants: **Philip C. Huss**, Rockvale, TN (US);  
**Michael E. Franklin**, Nashville, TN (US)
- (72) Inventors: **Philip C. Huss**, Rockvale, TN (US);  
**Michael E. Franklin**, Nashville, TN (US)
- (73) Assignee: **Wearwell**, Smyrna, TN (US)
- (\*\*) Term: **14 Years**
- (21) Appl. No.: **29/459,796**
- (22) Filed: **Jul. 3, 2013**
- (51) **LOC (10) Cl.** ..... **06-11**
- (52) **U.S. Cl.**  
USPC ..... **D6/592**
- (58) **Field of Classification Search**  
USPC ..... D6/582, 583, 584, 585, 588, 589, 591,  
D6/592, 593, 596, 603, 613, 615, 616, 617,  
D6/619, 620, 621; D5/61, 63; D12/203;  
4/581, 582, 583; 5/417, 420; 15/215,  
15/238; 52/660; 428/85; D32/57  
See application file for complete search history.

- 4,584,221 A 4/1986 Kiing
- 4,590,731 A 5/1986 DeGooyer
- D301,529 S \* 6/1989 Jonker ..... D6/583
- D336,348 S \* 6/1993 Dorfman, Jr. .... D25/156
- D339,779 S \* 9/1993 Spica ..... D12/221
- D351,694 S \* 10/1994 Evans ..... D30/161
- D356,709 S \* 3/1995 Scott ..... D6/585
- 5,610,036 A 3/1997 Miura et al.
- 6,098,354 A 8/2000 Skandis
- D520,650 S \* 5/2006 Fuccella et al. .... D25/156
- D522,067 S \* 5/2006 Allen ..... D21/321
- 7,114,298 B2 10/2006 Kotler
- D552,268 S 10/2007 Bozouklian et al.
- 7,571,573 B2 \* 8/2009 Moller, Jr. .... 52/177
- 7,587,865 B2 \* 9/2009 Moller, Jr. .... 52/181
- D603,640 S \* 11/2009 Thrush ..... D6/582
- D606,352 S \* 12/2009 Lai ..... D6/582
- 7,748,177 B2 \* 7/2010 Jenkins et al. .... 52/177
- 7,918,057 B2 \* 4/2011 Moller, Jr. .... 52/177
- D640,491 S \* 6/2011 Nevison ..... D6/585
- 7,958,681 B2 6/2011 Moller, Jr.
- 8,006,443 B2 \* 8/2011 Fuccella et al. .... 52/177
- 8,163,371 B2 \* 4/2012 Nevison ..... 428/131
- 8,166,722 B2 5/2012 Moller, Jr.
- D681,993 S \* 5/2013 Huss et al. .... D6/592

(Continued)

*Primary Examiner* — Karen S Acker

(74) *Attorney, Agent, or Firm* — Clark & Brody

(57) **CLAIM**  
The ornamental design for a studded molded mat, as shown and described.

(56) **References Cited**

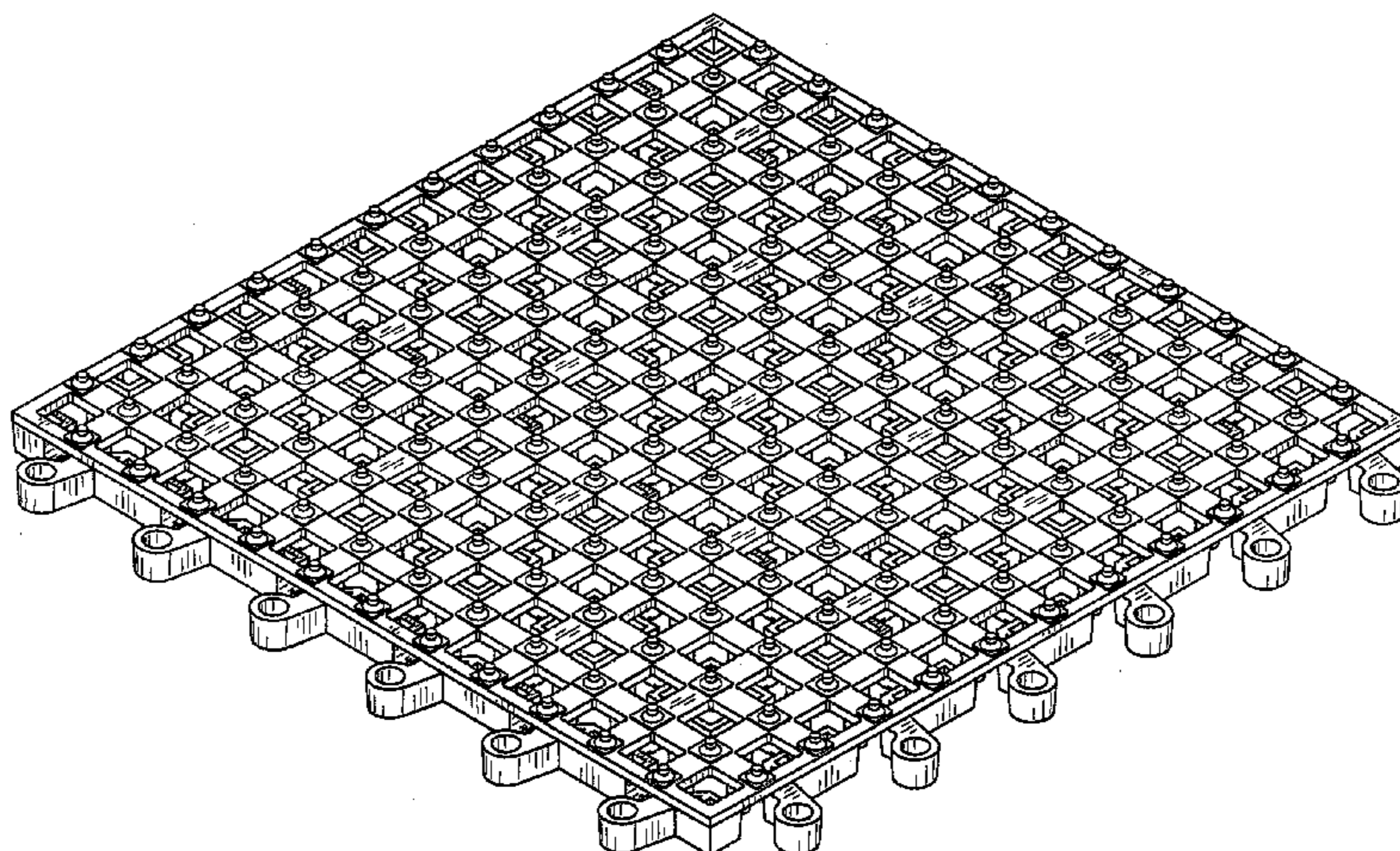
U.S. PATENT DOCUMENTS

- 105,428 A 7/1870 Cills
- 274,588 A 3/1883 Gordon
- 327,388 A 9/1885 Deuel
- 339,779 A 4/1886 Huntley
- 344,426 A 6/1886 Wallace
- 3,909,996 A 10/1975 Ettlenger, Jr. et al.
- 4,167,599 A 9/1979 Nissinen
- D255,744 S \* 7/1980 Dekko ..... D6/585
- 4,222,695 A 9/1980 Sarides
- 4,287,693 A 9/1981 Collette
- 4,436,779 A 3/1984 Menconi et al.
- D274,948 S \* 7/1984 Swanson et al. .... D25/156

**DESCRIPTION**

FIG. 1 is a top side perspective view of a studded molded mat showing our new design;  
FIG. 2 is a front side view thereof;  
FIG. 3 is a rear side view thereof;  
FIG. 4 is a right side thereof;  
FIG. 5 is a left side thereof;  
FIG. 6 is a top view thereof; and,  
FIG. 7 is a bottom side view thereof.

**1 Claim, 4 Drawing Sheets**



(56)

**References Cited**

U.S. PATENT DOCUMENTS

2002/0106480 A1 8/2002 Vallieres

2005/0252109 A1\* 11/2005 Fuccella et al. .... 52/177  
2012/0053186 A1 3/2012 Ciufolini et al.

\* cited by examiner

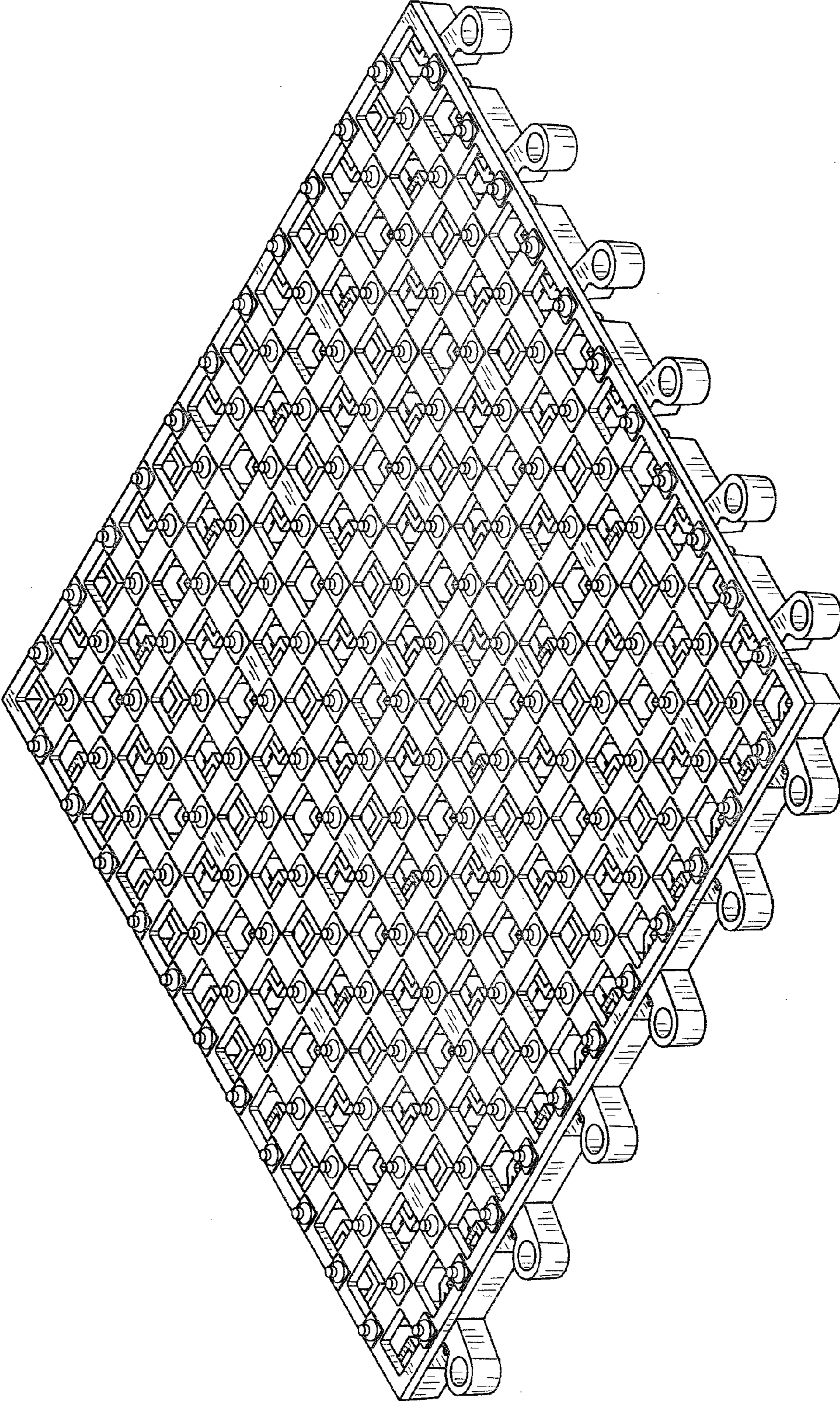


FIG. 1



FIG. 2



FIG. 3



FIG. 4



FIG. 5

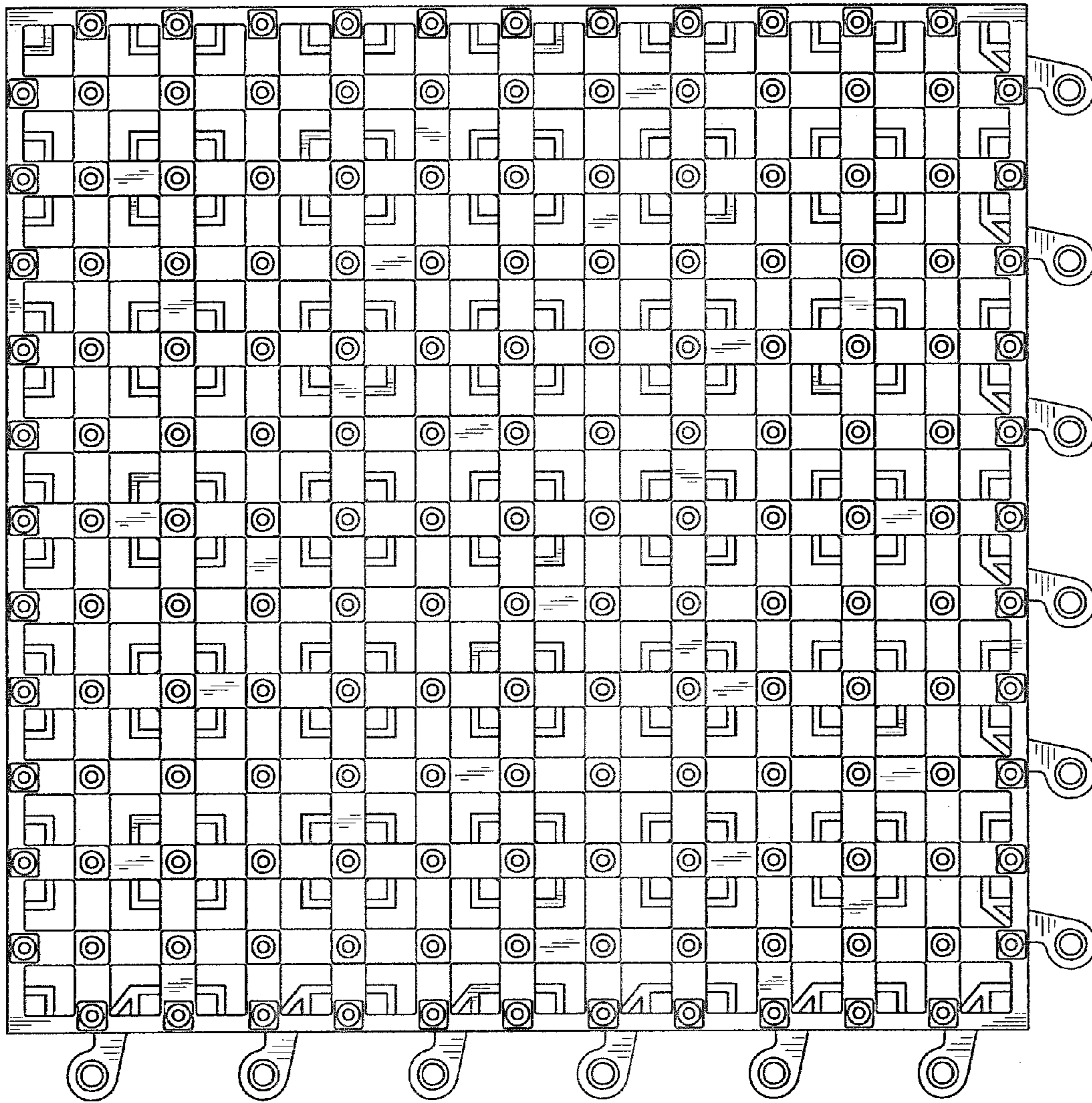


FIG. 6

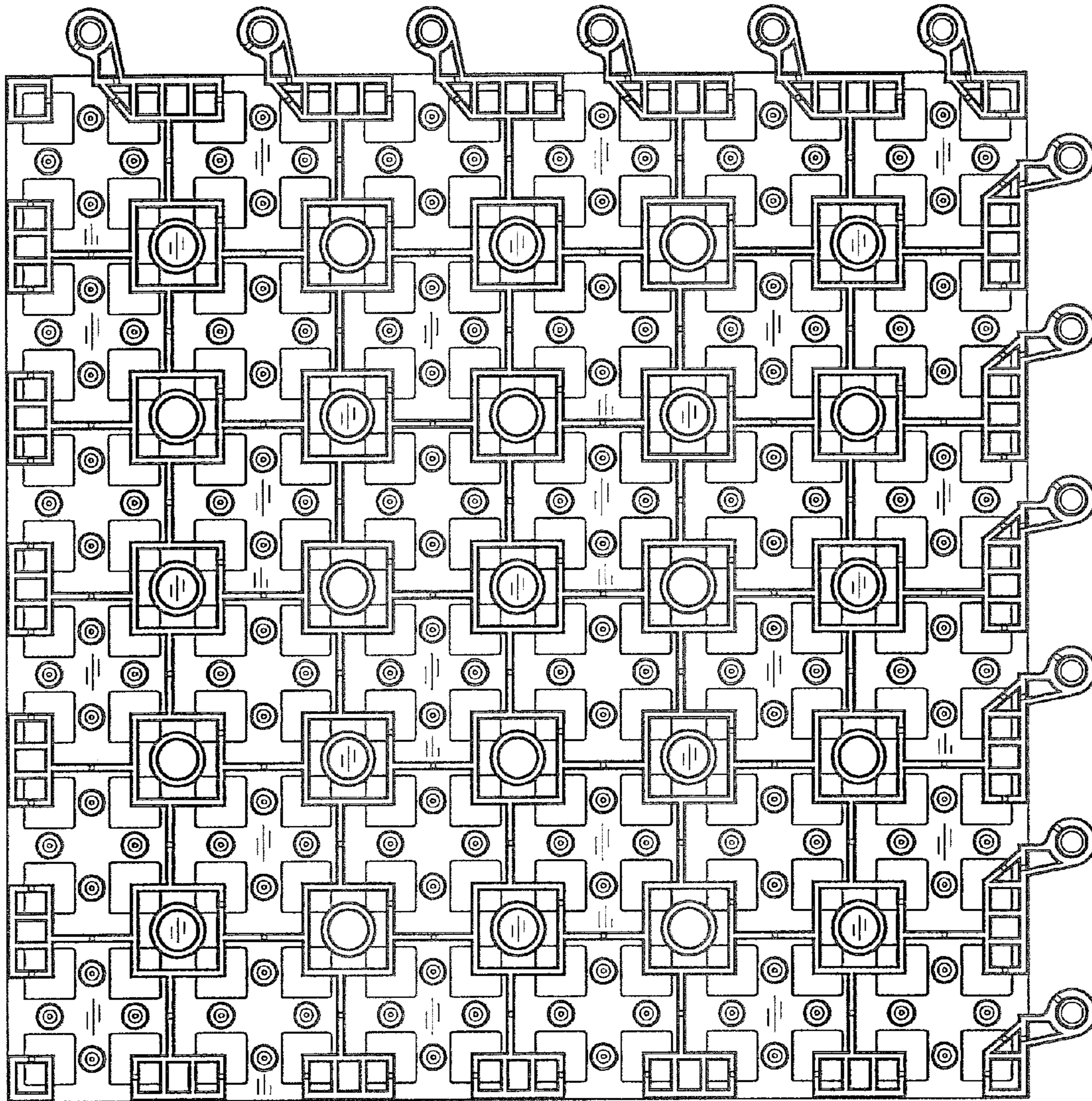


FIG. 7