



US00D704949S

(12) **United States Design Patent**
Rodriguez et al.

(10) **Patent No.:** **US D704,949 S**
(45) **Date of Patent:** **** May 20, 2014**

- (54) **LITTER SCOOP HOLDER**
- (71) Applicant: **Playtex Products, LLC**, Shelton, CT (US)
- (72) Inventors: **Marisol Rodriguez**, Brooklyn, NY (US); **Maria Alexandra Del Solar**, Stamford, CT (US)
- (73) Assignee: **Eveready Battery Company, Inc.**, St. Louis, MO (US)
- (**) Term: **14 Years**
- (21) Appl. No.: **29/456,189**
- (22) Filed: **May 29, 2013**
- (51) **LOC (10) Cl.** **06-06**
- (52) **U.S. Cl.**
USPC **D6/513**
- (58) **Field of Classification Search**
USPC D6/553, 540, 567, 574, 512-514;
D3/201, 304, 315, 901; 211/13.1, 85.1,
211/82.12, 70.6, 86.01, 87.01, 119.009,
211/126.1; 206/77.1, 5, 207, 349, 361, 363,
206/812
See application file for complete search history.

(56) **References Cited**

U.S. PATENT DOCUMENTS

D314,254 S	1/1991	Gordon	
D347,497 S	5/1994	VanSkiver	
D360,714 S	7/1995	d'Alquen	
D387,514 S	12/1997	Savicki	
5,738,399 A	4/1998	Mitchell	
D405,564 S	2/1999	Martin	
D410,164 S *	5/1999	Rashid D6/567
D416,359 S	11/1999	Schlueter	
6,022,058 A	2/2000	O'Rourke	
D426,353 S	6/2000	Renforth	
D428,676 S	7/2000	Renforth	

D429,853 S	8/2000	Hammond	
D438,349 S	2/2001	Keller et al.	
6,312,029 B1	11/2001	Renforth	
D451,652 S	12/2001	Lewis et al.	
D465,621 S	11/2002	Dunn	
6,578,807 B1	6/2003	Lipscomb et al.	
D480,519 S	10/2003	Firth	
D501,886 S *	2/2005	Chen et al. D6/553
6,976,661 B2	12/2005	Lipscomb et al.	
7,047,907 B1	5/2006	Johnston	
D533,975 S	12/2006	Kelly et al.	
7,523,973 B2	4/2009	Lin et al.	
D592,434 S *	5/2009	Thompson et al. D6/553
D614,427 S *	4/2010	Nejad D6/553
D659,916 S	5/2012	Myerson	
D679,874 S	4/2013	Myerson	
D679,875 S	4/2013	Myerson	
D694,037 S *	11/2013	Primeau D6/553
2004/0090073 A1	5/2004	Edwards et al.	

* cited by examiner

Primary Examiner — Brian N Vinson

(74) *Attorney, Agent, or Firm* — Playtex Products INC

(57) **CLAIM**

We claim the ornamental design for the litter scoop holder, as shown and described.

DESCRIPTION

FIG. 1 is an upper front perspective view of a litter scoop holder.

FIG. 2 is an upper rear perspective view thereof.

FIG. 3 is a lower front perspective view thereof.

FIG. 4 is a front view thereof.

FIG. 5 is a rear view thereof.

FIG. 6 is a right side view of FIG. 3.

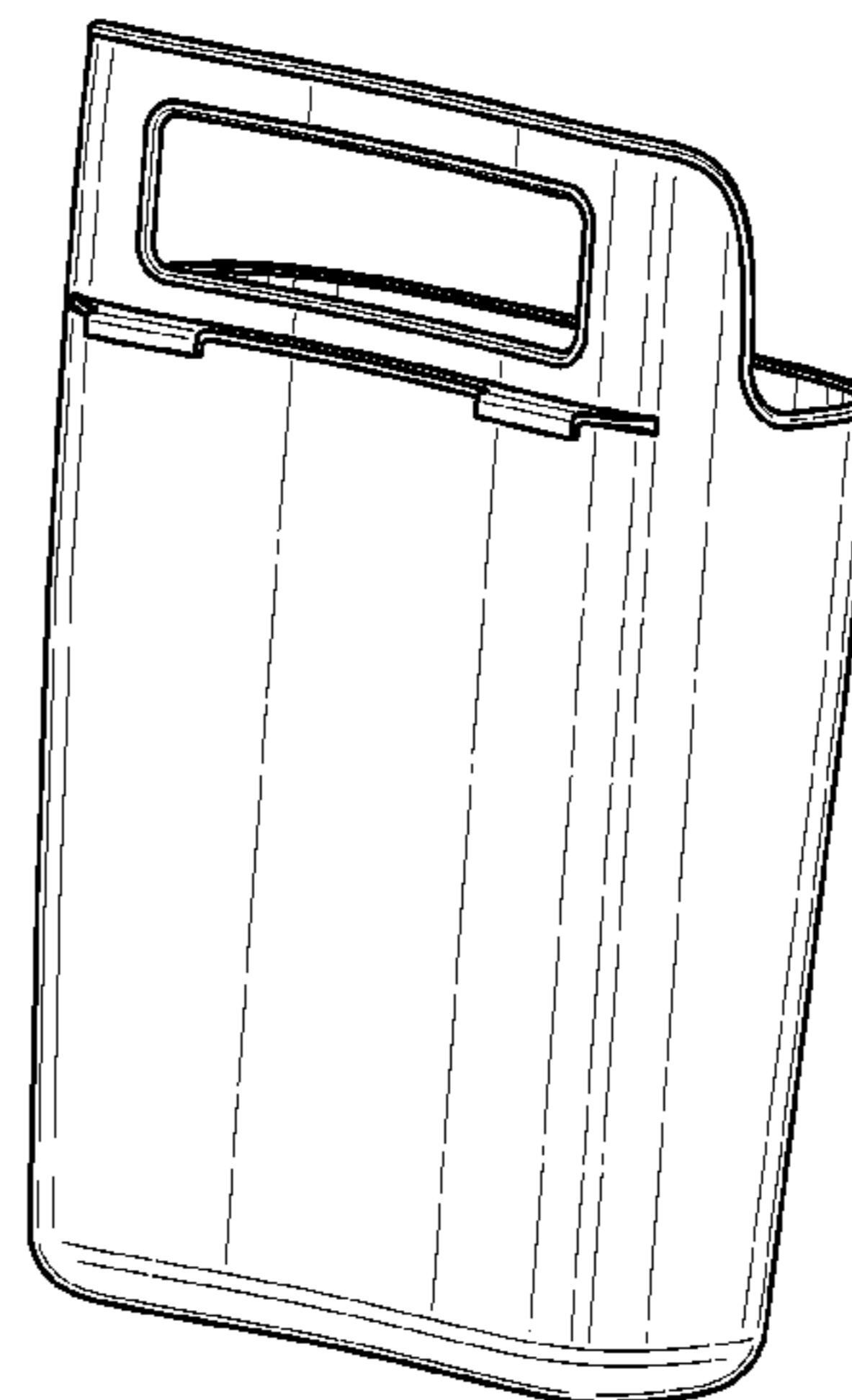
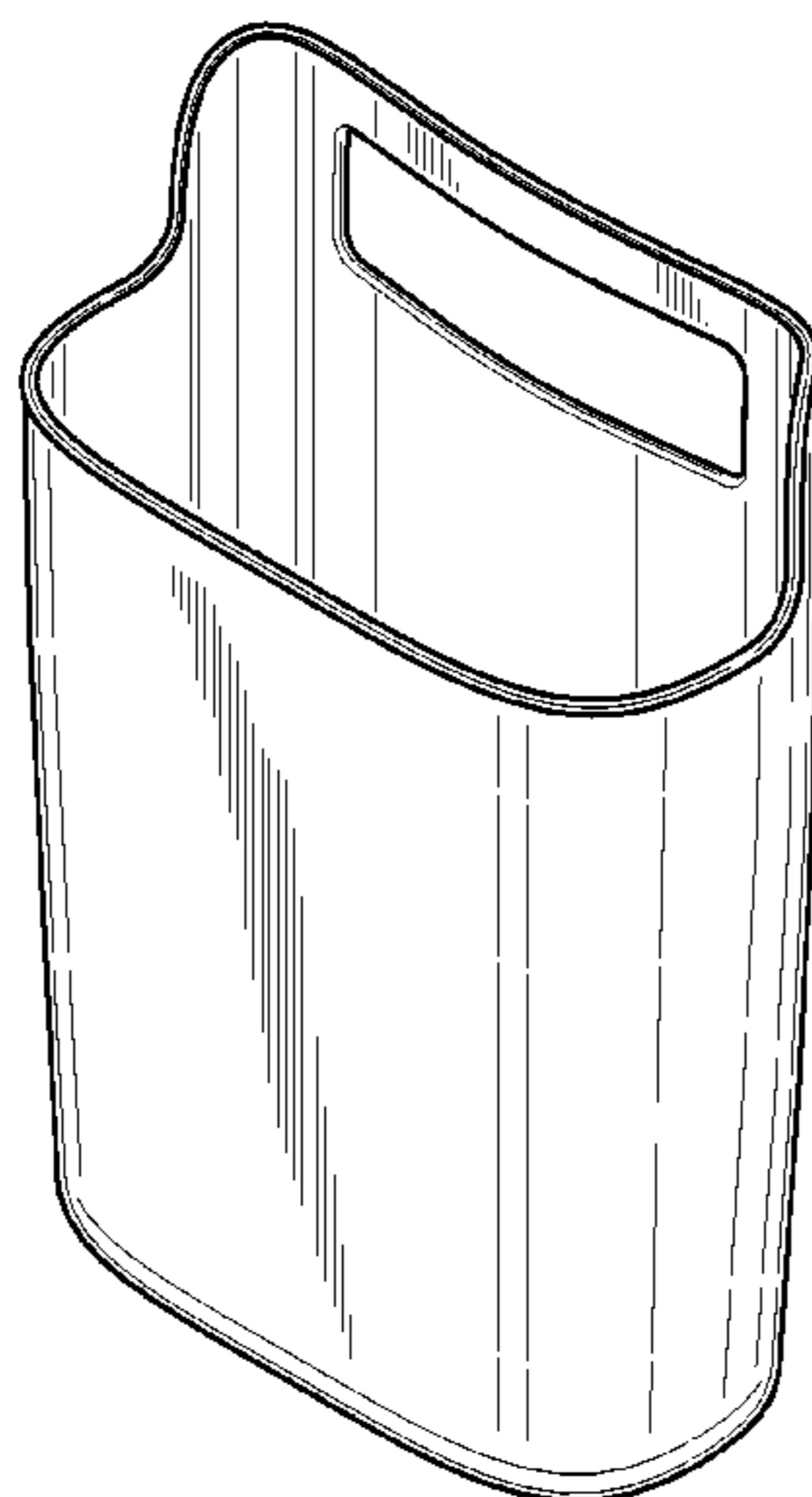
FIG. 7 is a left side view of FIG. 3.

FIG. 8 is a top view; and,

FIG. 9 is a bottom view.

The broken-line disclosure represents an unclaimed portion of the litter scoop holder.

1 Claim, 7 Drawing Sheets



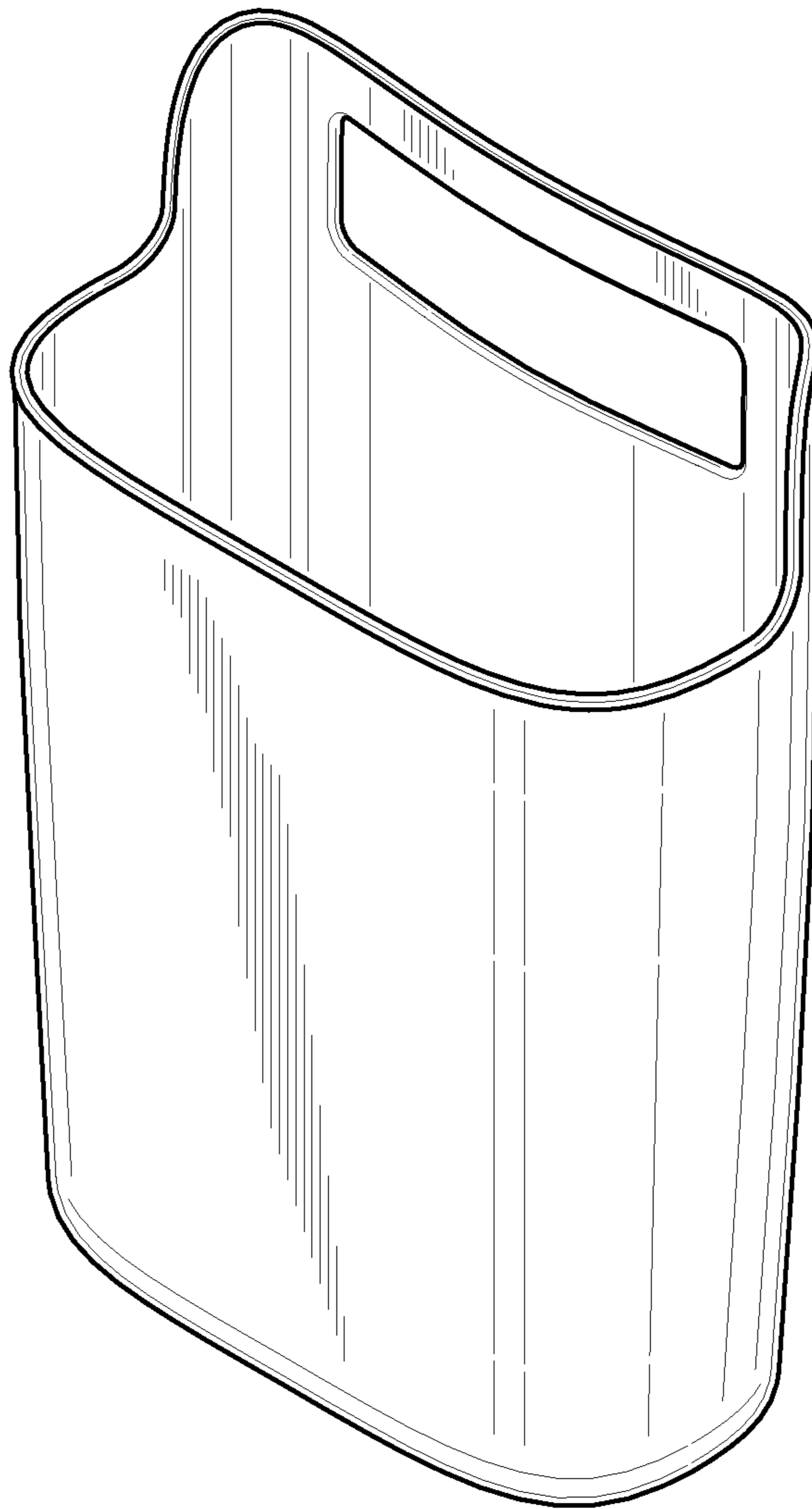


FIG. 1

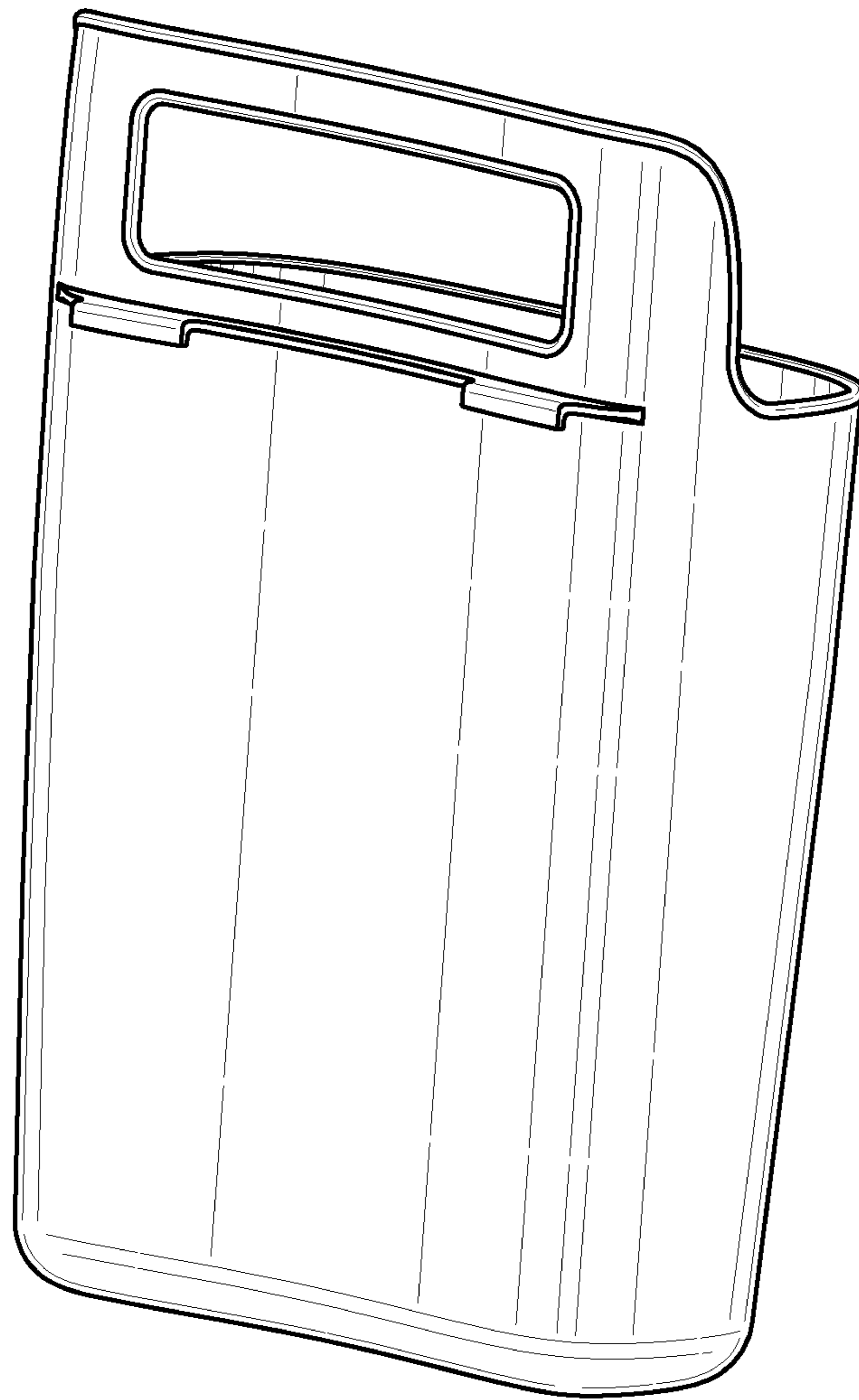


FIG. 2

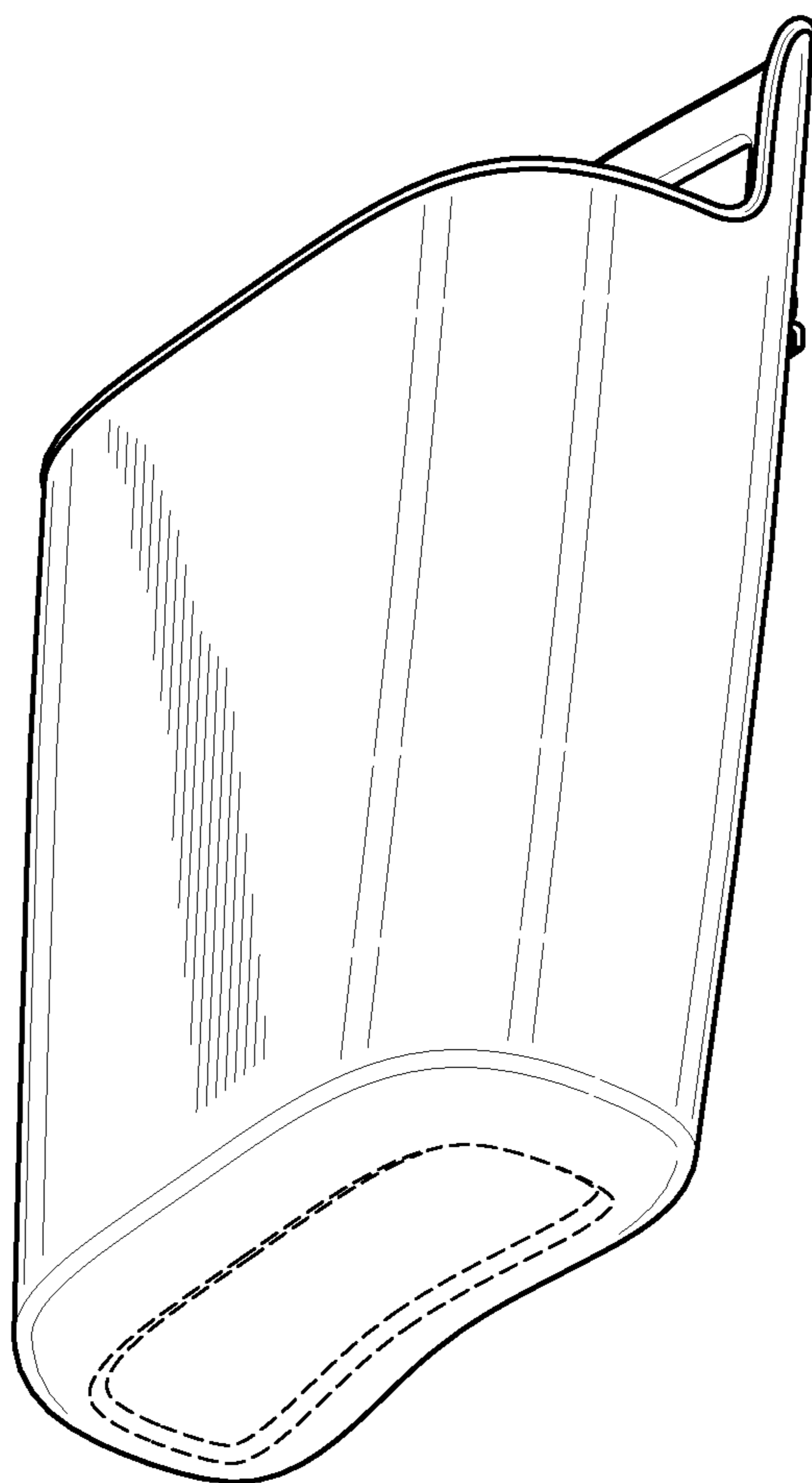


FIG. 3




FIG. 4

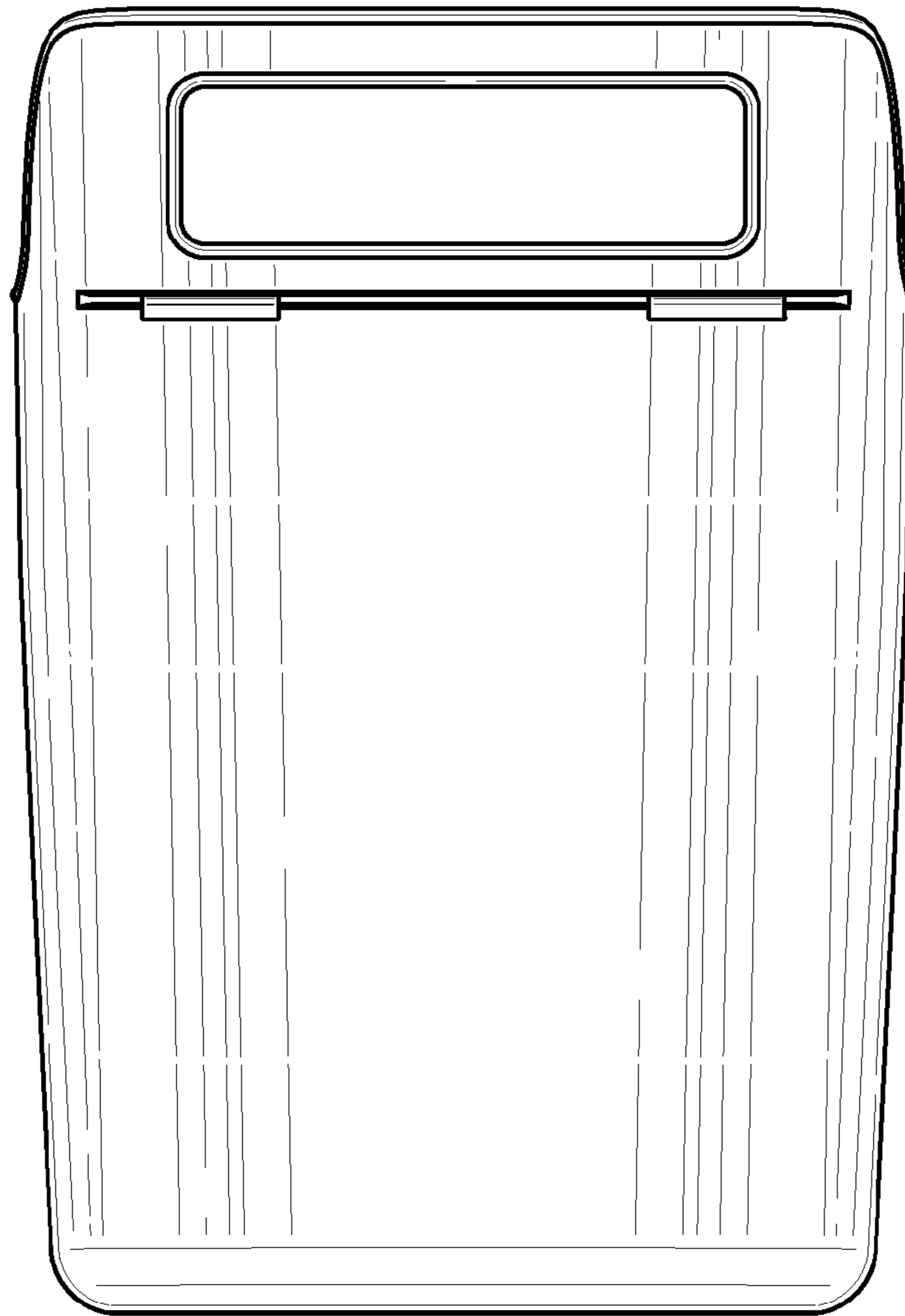


FIG. 5




FIG. 6




FIG. 7

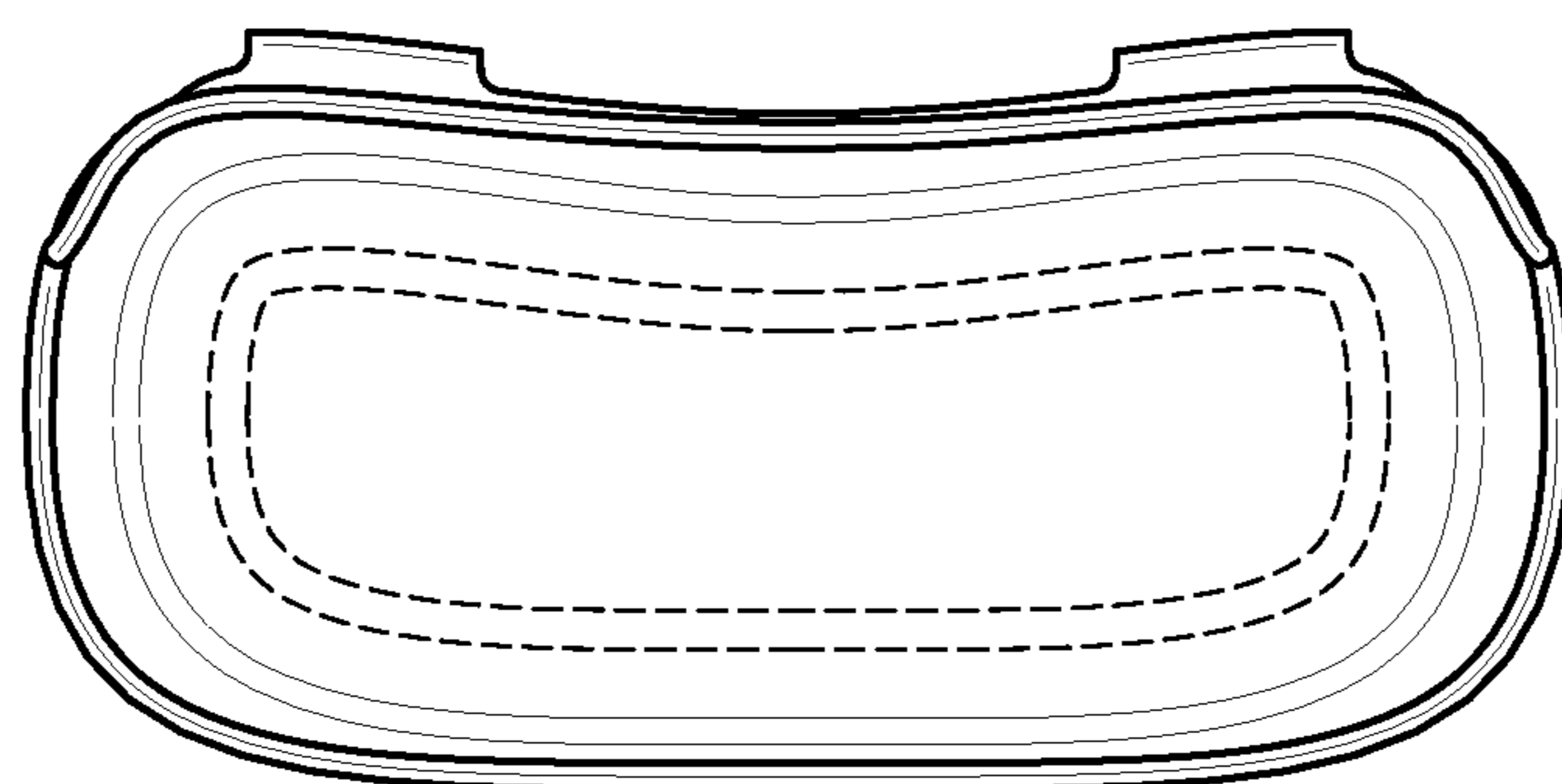


FIG. 8

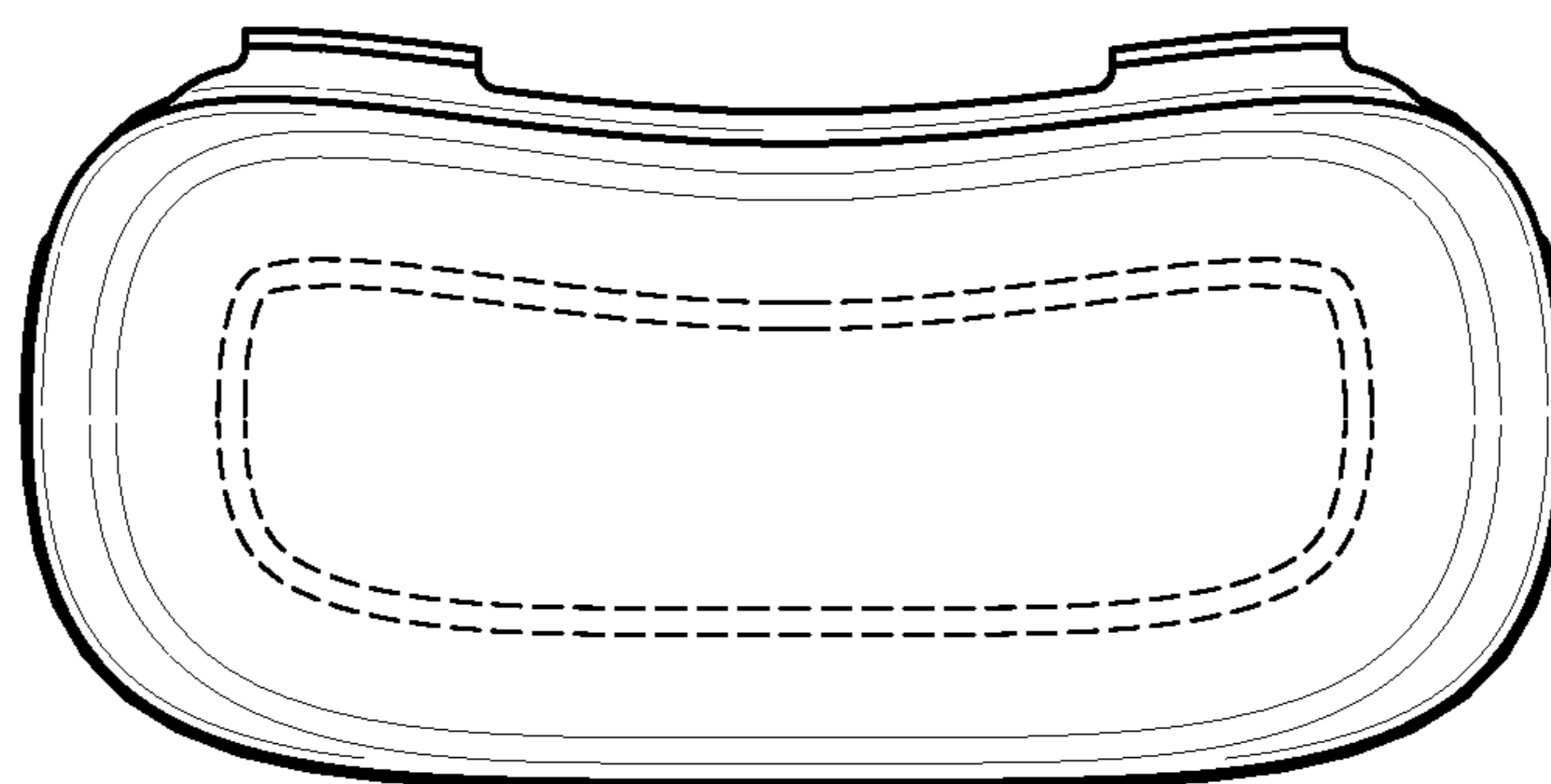


FIG. 9