



US00D704927S

(12) **United States Design Patent**
Lo

(10) **Patent No.:** **US D704,927 S**
(45) **Date of Patent:** **** May 20, 2014**

- (54) **AERATED MIDSOLE**
- (75) Inventor: **Jung-Yuen Lo**, Taipei (TW)
- (73) Assignee: **Shui-Mu International Company Ltd.**,
Taipei (TW)
- (**) Term: **14 Years**
- (21) Appl. No.: **29/426,269**
- (22) Filed: **Jul. 3, 2012**
- (51) **LOC (10) Cl.** **02-04**
- (52) **U.S. Cl.**
USPC **D2/961**
- (58) **Field of Classification Search**
USPC D2/896, 946, 947, 949, 950, 954, 955,
D2/956, 961, 968; 36/83, 88, 91, 92, 93,
36/25 R, 28, 29, 32 R, 30 R, 43, 44, 71
See application file for complete search history.

D392,790 S *	3/1998	Ng	D2/900
D402,452 S *	12/1998	Allen	D2/961
D407,194 S *	3/1999	Brandt et al.	D2/961
D407,543 S *	4/1999	Belfanti	D2/961
D471,001 S *	3/2003	Beck	D2/961
D474,331 S *	5/2003	Dean	D2/961
D513,358 S *	1/2006	Amado et al.	D2/961
D552,839 S *	10/2007	Le et al.	D2/961
D576,396 S *	9/2008	Wolff	D2/961
D625,501 S *	10/2010	Lidtke	D2/961
D675,004 S *	1/2013	Singleton et al.	D2/961
D698,137 S *	1/2014	Carr	D2/961

* cited by examiner

Primary Examiner — Elizabeth J Oswecki

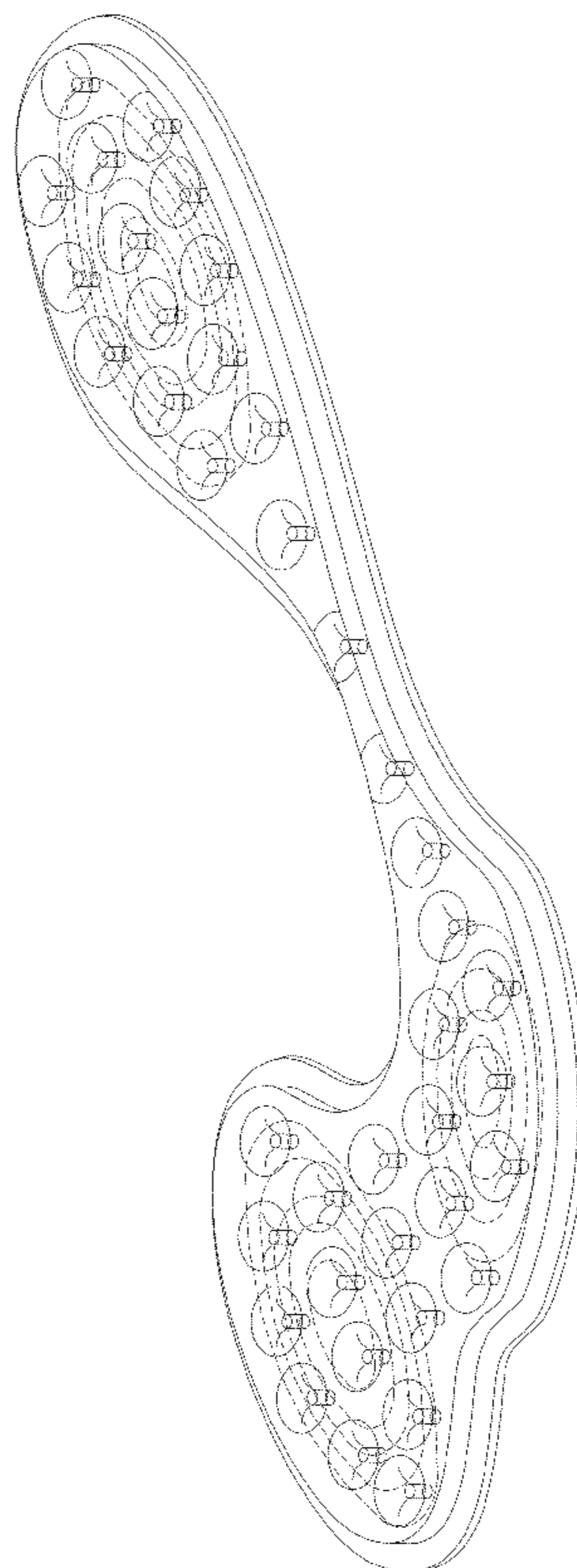
(57) **CLAIM**
The ornamental design for an aerated midsole, as shown and described.

DESCRIPTION

FIG. 1 is a perspective view of an aerated midsole showing my new design;
FIG. 2 is a front elevational view thereof;
FIG. 3 is a rear elevational view thereof;
FIG. 4 is a left side view thereof;
FIG. 5 is a right side view thereof;
FIG. 6 is a top plan view thereof; and,
FIG. 7 is a bottom plan view thereof.
The broken lines shown on the aerated midsole represent thread stitching.

1 Claim, 7 Drawing Sheets

- (56) **References Cited**
U.S. PATENT DOCUMENTS
- | | | | | |
|---------------|---------|---------------|-------|---------|
| 1,210,066 A * | 12/1916 | Hara | | 36/176 |
| 1,819,539 A * | 8/1931 | Bringardner | | 36/155 |
| 2,016,522 A * | 10/1935 | Stein | | 36/19.5 |
| 2,080,469 A * | 5/1937 | Gilbert | | 36/29 |
| 2,090,881 A * | 8/1937 | Wilson | | 36/29 |
| D391,751 S * | 3/1998 | Santos et al. | | D2/961 |



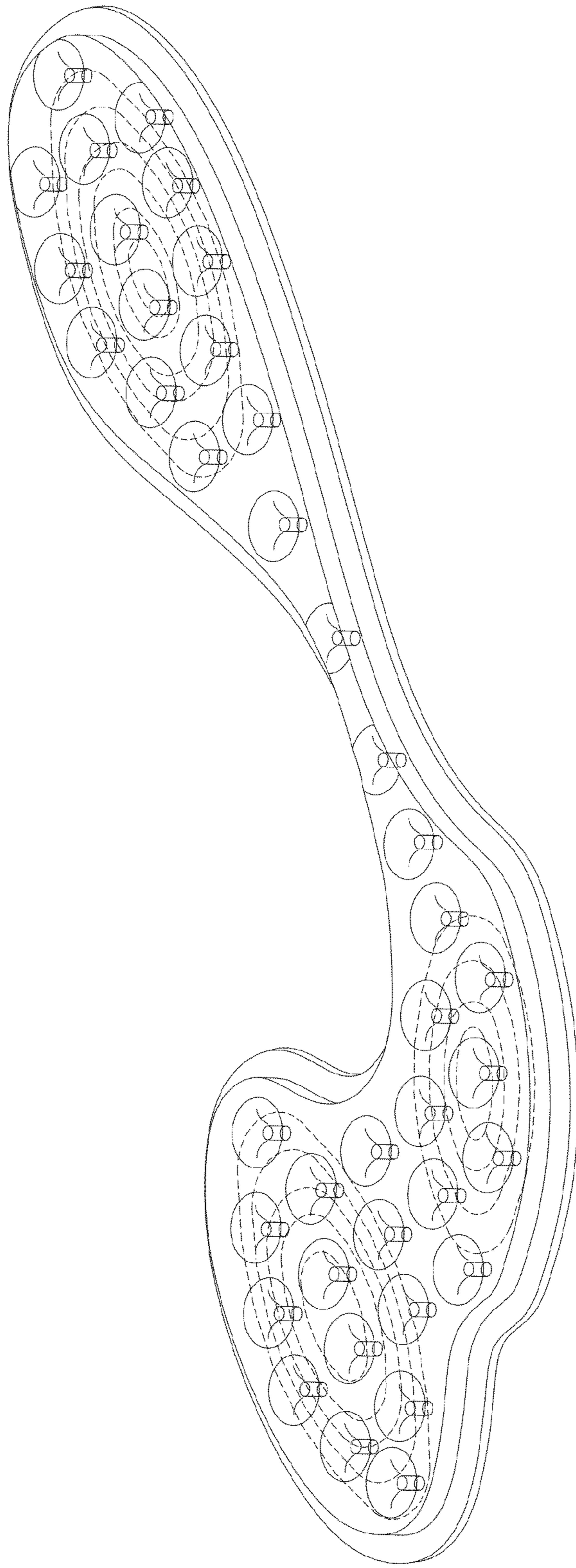


FIG. 1

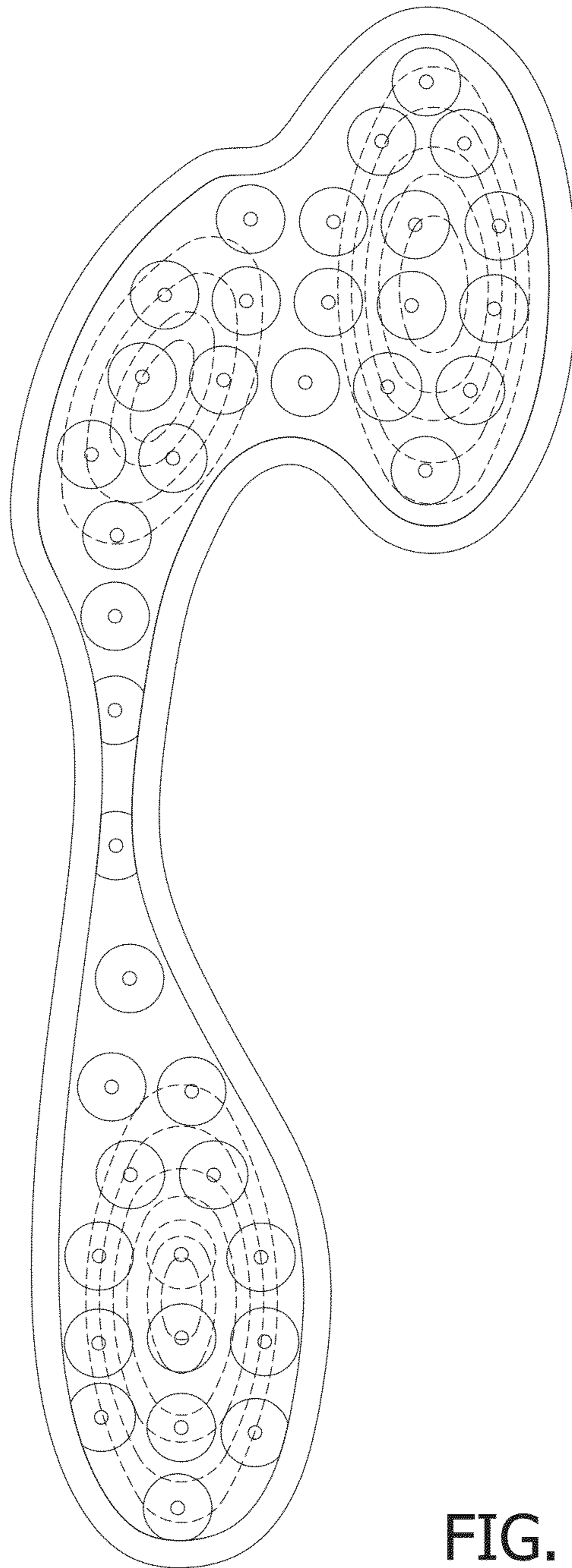


FIG. 2




FIG. 3

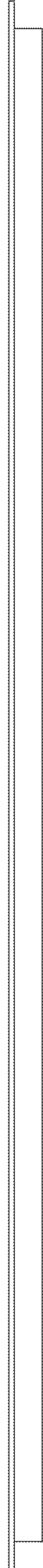


FIG. 4



FIG. 5




FIG. 6

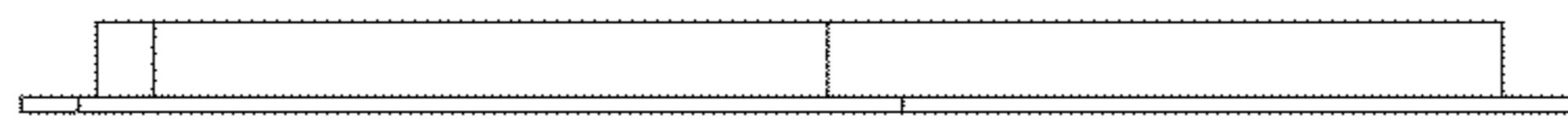


FIG. 7