



US00D704907S

(12) **United States Design Patent**
Yoo et al.

(10) **Patent No.:** **US D704,907 S**

(45) **Date of Patent:** **** May 13, 2014**

(54) **WASHING MACHINE**

(75) Inventors: **Tae Woo Yoo**, Seoul (KR); **Eun Young Jee**, Seoul (KR); **Ki Hyuk Kim**, Incheon (KR); **Byeong Kook Kim**, Seoul (KR); **Kyung Young Lee**, Seoul (KR)

(73) Assignee: **LG Electronics Inc.**, Seoul (KR)

(**) Term: **14 Years**

(21) Appl. No.: **29/422,132**

(22) Filed: **May 17, 2012**

(30) **Foreign Application Priority Data**

Nov. 29, 2011 (KR) 30-2011-0050403

(51) **LOC (10) Cl.** **15-05**

(52) **U.S. Cl.**
USPC **D32/6**

(58) **Field of Classification Search**
USPC D32/1, 5-6, 8, 10; 68/3 R, 5 R, 12.01, 68/12.07-12.08, 212; 34/87-88, 523-524
See application file for complete search history.

(56) **References Cited**

U.S. PATENT DOCUMENTS

D156,287 S *	11/1949	Smith	D32/6
D164,697 S *	10/1951	Mango	D32/6
D204,308 S *	4/1966	Hugo et al.	D32/6
D300,279 S *	3/1989	Umehara et al.	D32/6
D313,679 S *	1/1991	Sakamoto	D32/6
5,253,493 A *	10/1993	Ohashi	68/4
D422,387 S *	4/2000	Mutoh et al.	D32/25
D446,890 S *	8/2001	Cho	D32/6
D470,632 S *	2/2003	Oda	D32/6

D503,835 S *	4/2005	Oda	D32/6
D516,258 S *	2/2006	Matsusaki et al.	D32/6
D519,692 S *	4/2006	Jun	D32/6
D537,991 S *	3/2007	Jun	D32/6
D539,995 S *	4/2007	Im	D32/6
D541,491 S *	4/2007	Jun	D32/6
D547,915 S *	7/2007	Jun	D32/6
D597,712 S *	8/2009	Jeon et al.	D32/6
D599,509 S *	9/2009	Jeon et al.	D32/6
7,934,400 B2 *	5/2011	Yoo et al.	68/3 R
2008/0011024 A1 *	1/2008	Won	68/212
2009/0229320 A1 *	9/2009	Yoo et al.	68/3 R
2010/0132416 A1 *	6/2010	Park	68/212

* cited by examiner

Primary Examiner — T. Chase Nelson

Assistant Examiner — Kathleen M Sims

(74) *Attorney, Agent, or Firm* — Birch, Stewart, Kolasch & Birch, LLP

(57) **CLAIM**

We claim the ornamental design for a washing machine, as shown and described.

DESCRIPTION

FIG. 1 is a perspective view of a washing machine showing our new design;

FIG. 2 is a front elevation view thereof;

FIG. 3 is a rear elevation view thereof;

FIG. 4 is a left-side elevation view thereof;

FIG. 5 is a right-side elevation view thereof;

FIG. 6 is a top plan view thereof; and,

FIG. 7 is a bottom plan view thereof.

The broken lines shown are included for the purpose of illustrating the unclaimed portions of the article and form no part of the claim.

1 Claim, 6 Drawing Sheets

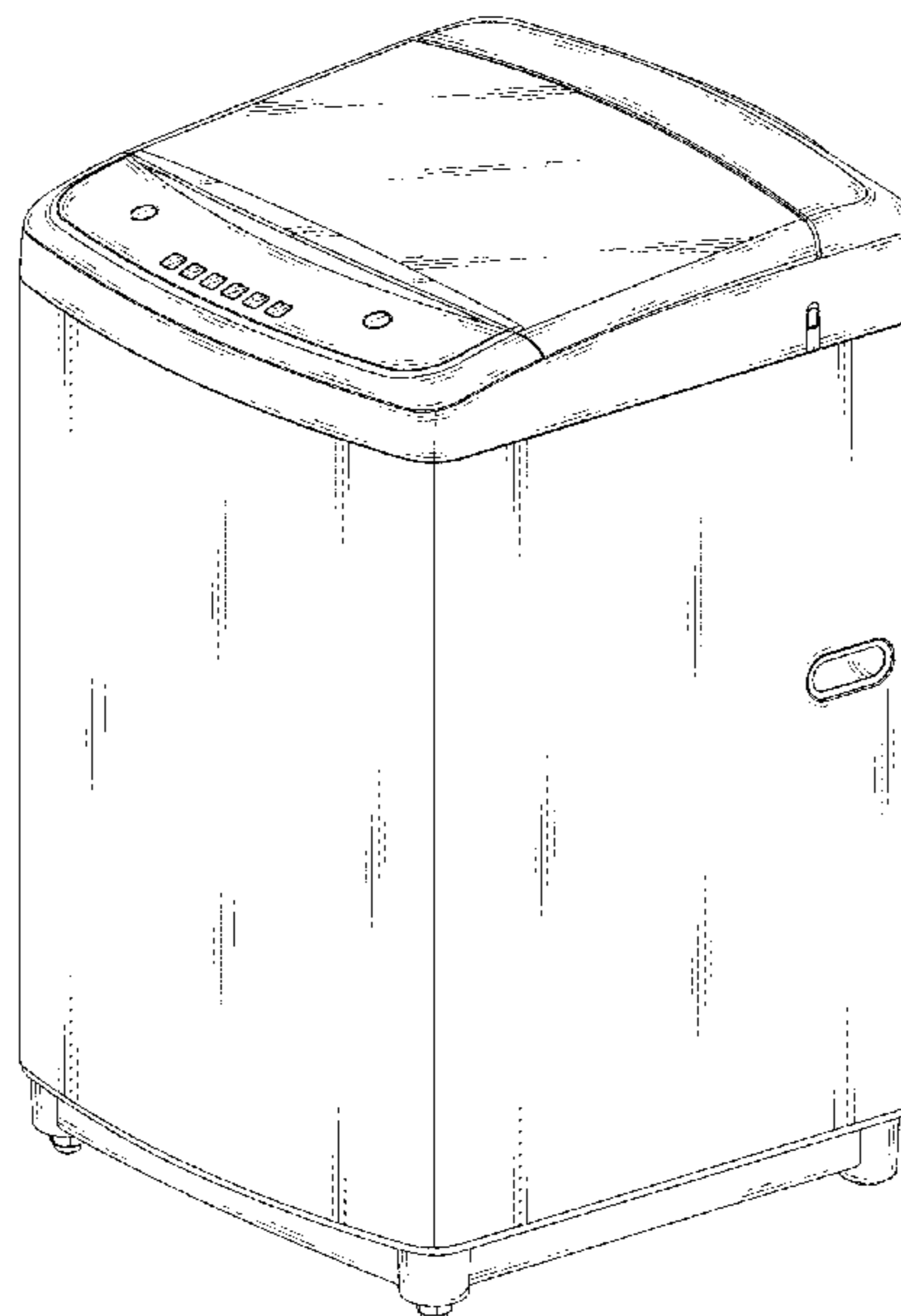


FIG. 1

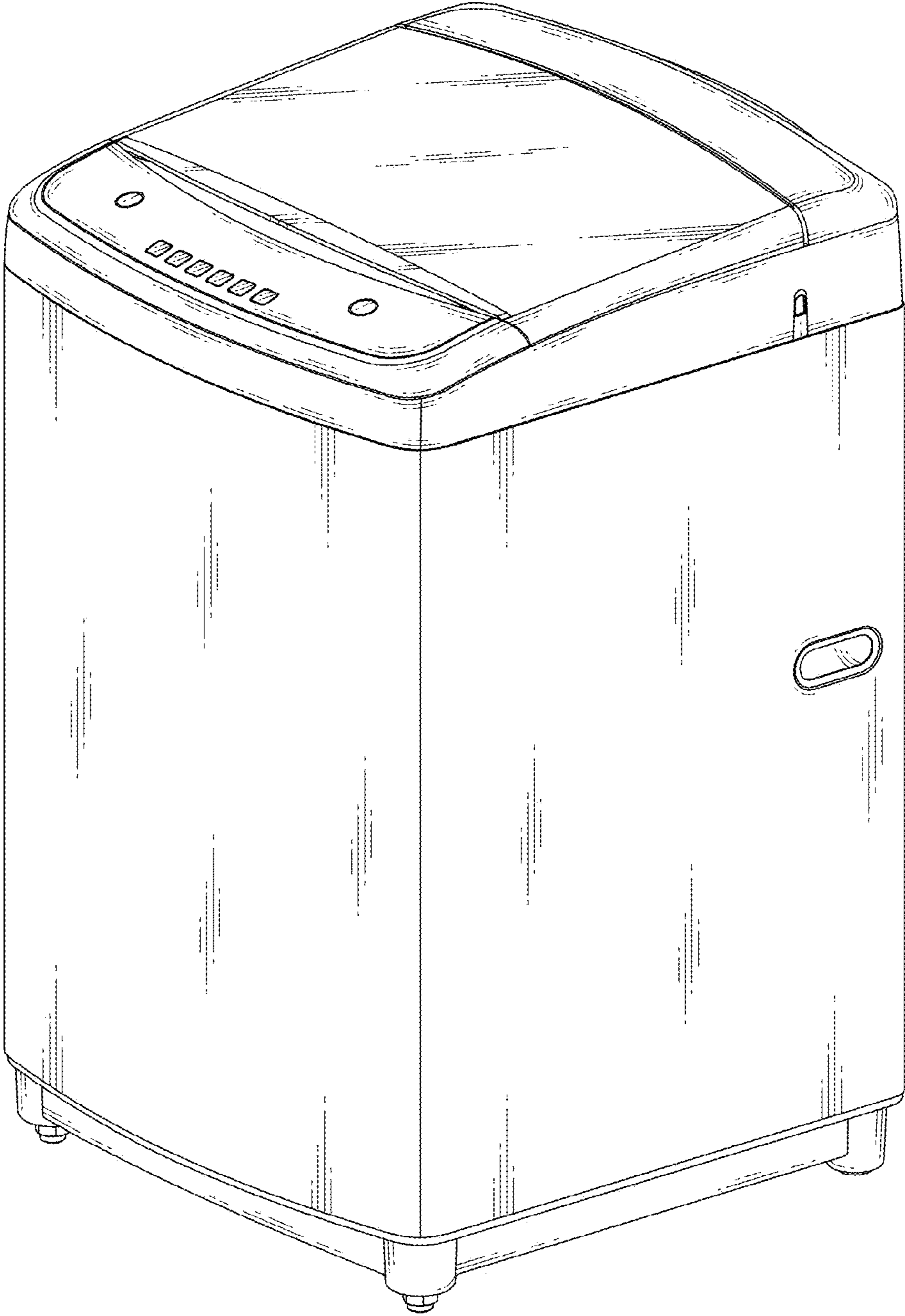


FIG. 2




FIG. 3




FIG. 4

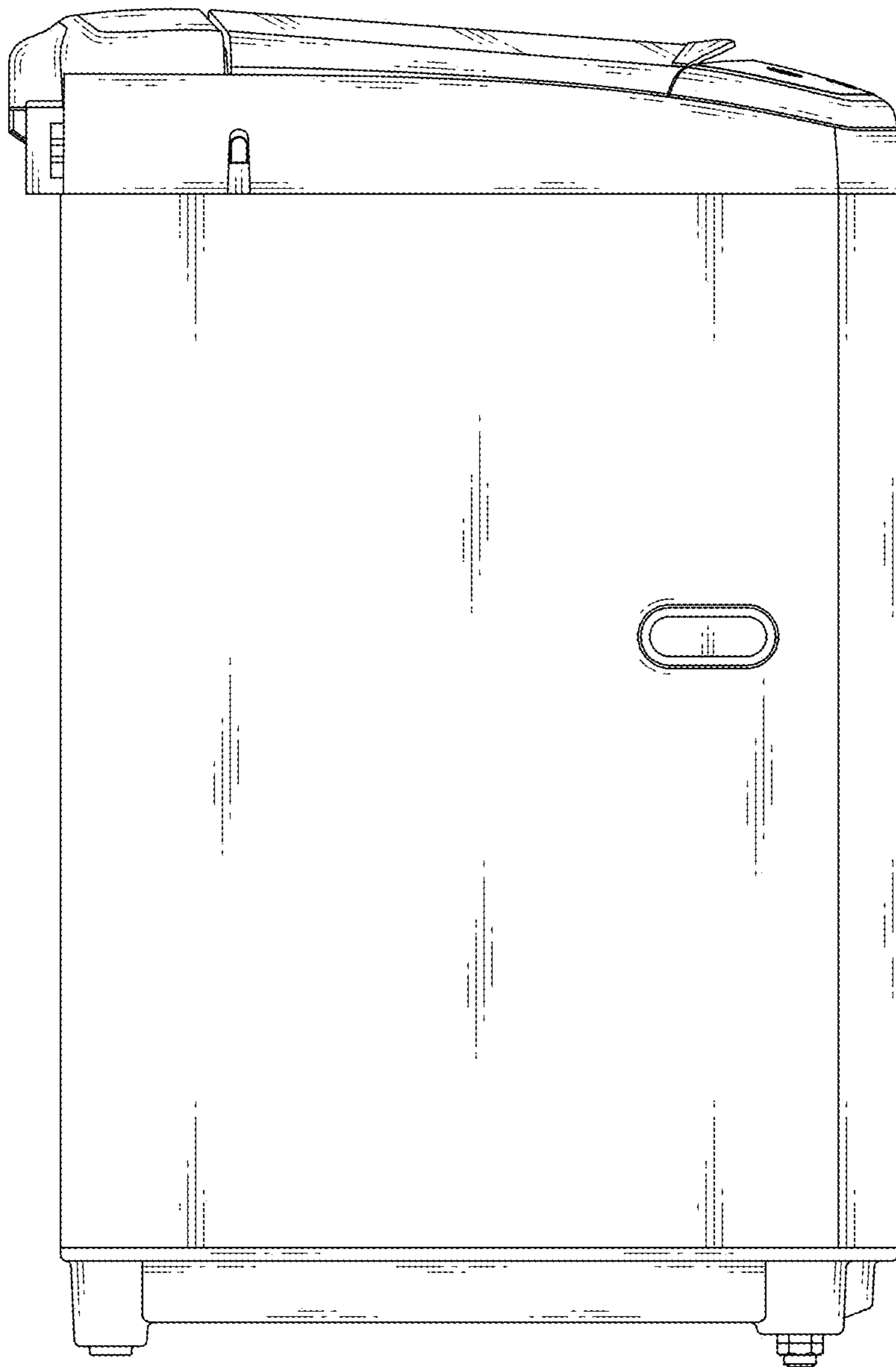


FIG. 5

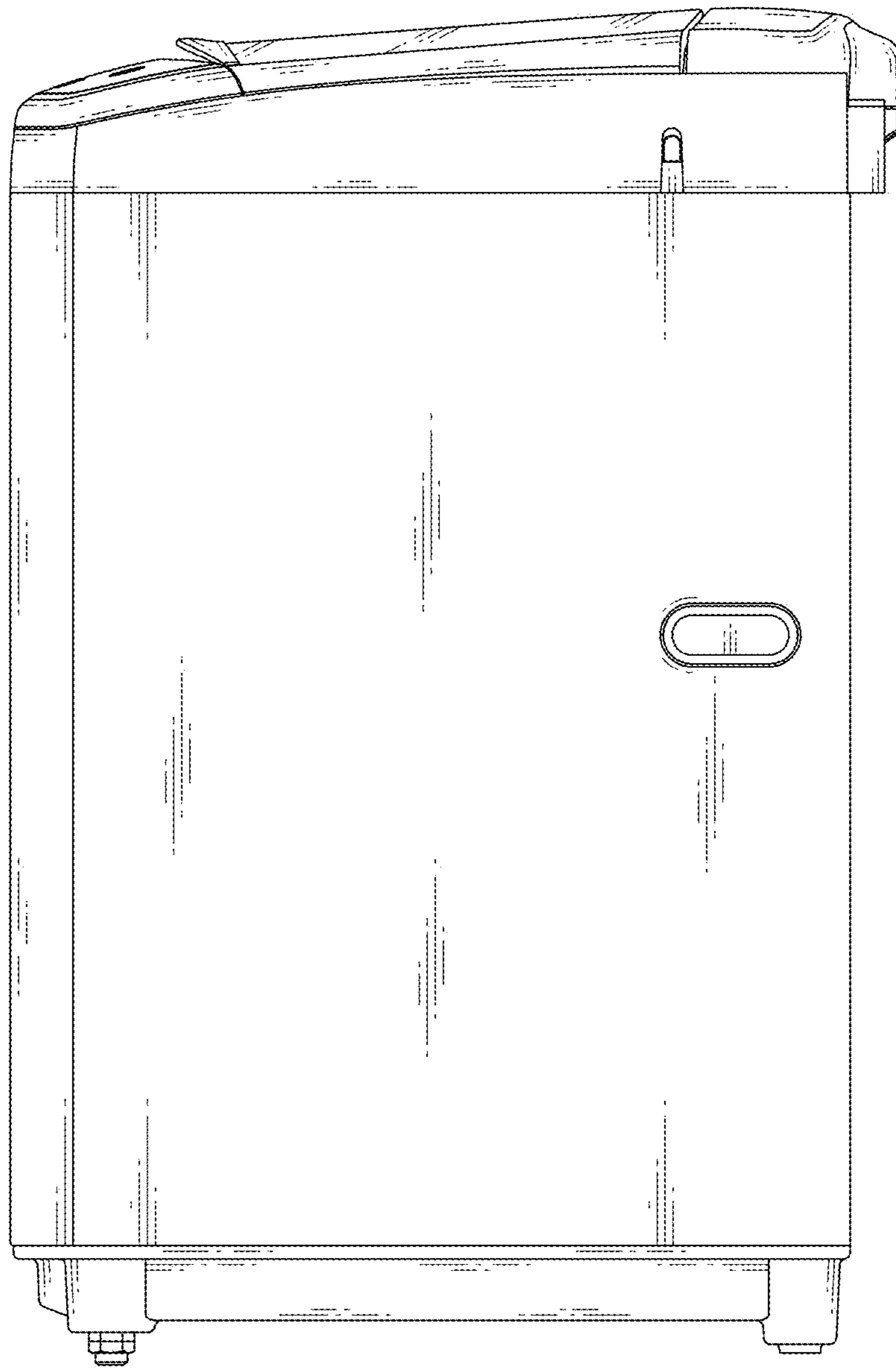


FIG. 6

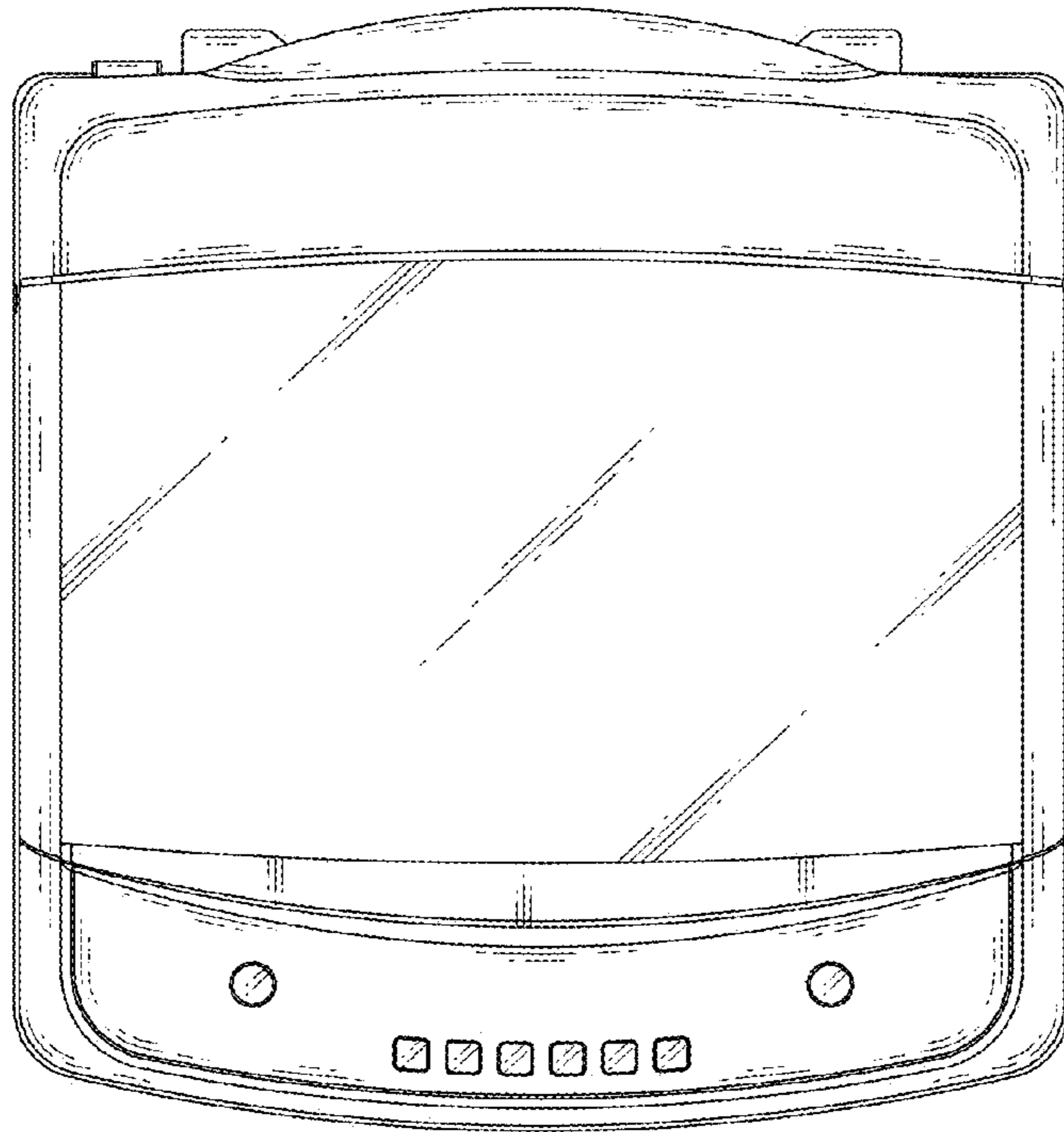


FIG. 7

