



US00D704901S

(12) **United States Design Patent**
Diskin et al.

(10) **Patent No.:** **US D704,901 S**

(45) **Date of Patent:** **** May 13, 2014**

(54) **END TABLE**

(71) Applicant: **Worldwise, Inc.**, San Rafael, CA (US)

(72) Inventors: **Aimee Diskin**, Napa, CA (US); **Sara Paculdo**, Novato, CA (US); **Regina Chern**, Danville, CA (US)

(73) Assignee: **Worldwise, Inc.**, San Rafael, CA (US)

(**) Term: **14 Years**

(21) Appl. No.: **29/468,003**

(22) Filed: **Sep. 25, 2013**

(51) **LOC (10) Cl.** **30-02**

(52) **U.S. Cl.**
USPC **D30/108**; D6/657

(58) **Field of Classification Search**
USPC D30/108, 110, 111, 112, 114, 118, 124,
D30/126; 119/28.5, 329, 335, 336, 347,
119/432, 452-453, 461-462, 468, 472-474,
119/482, 487, 501, 512-513, 537, 484, 496,
119/500; D6/657, 671.1, 675

See application file for complete search history.

(56) **References Cited**

U.S. PATENT DOCUMENTS

6,581,545	B1 *	6/2003	Foster	119/482
D483,156	S *	12/2003	Simpson	D30/108
6,997,138	B1 *	2/2006	Simpson	119/496
D519,685	S *	4/2006	Scarpaci et al.	D30/108
D554,389	S *	11/2007	Pierce et al.	D30/108
D609,407	S *	2/2010	Henley et al.	D30/112
D613,000	S *	3/2010	Ward	D30/119

D621,100	S *	8/2010	Simpson et al.	D30/108
D634,078	S *	3/2011	Lee et al.	D30/119
D640,837	S *	6/2011	Henley et al.	D30/108
7,997,234	B1 *	8/2011	Hughey	119/496
2002/0152969	A1 *	10/2002	Grigsby et al.	119/500
2006/0112897	A1 *	6/2006	Moore	119/482
2009/0031964	A1 *	2/2009	Proxmire	119/484

OTHER PUBLICATIONS

<http://www.brookstone.com/dog-crates-pet-cages>; Pet Crate End Table; 2012.*

<http://www.brookstone.com/dog-crates-pet-cages>; Dog Crate with Table Top; 2012.*

* cited by examiner

Primary Examiner — Cathy A MacCormac

(74) *Attorney, Agent, or Firm* — Bay Area Technology Law Group, PC

(57) **CLAIM**

The ornamental design for an end table, as shown and described.

DESCRIPTION

FIG. 1 is a perspective view of an end table showing our new design;

FIG. 2 is a front view of FIG. 1;

FIG. 3 is a back view of FIG. 1;

FIG. 4 is a top plan view of FIG. 1;

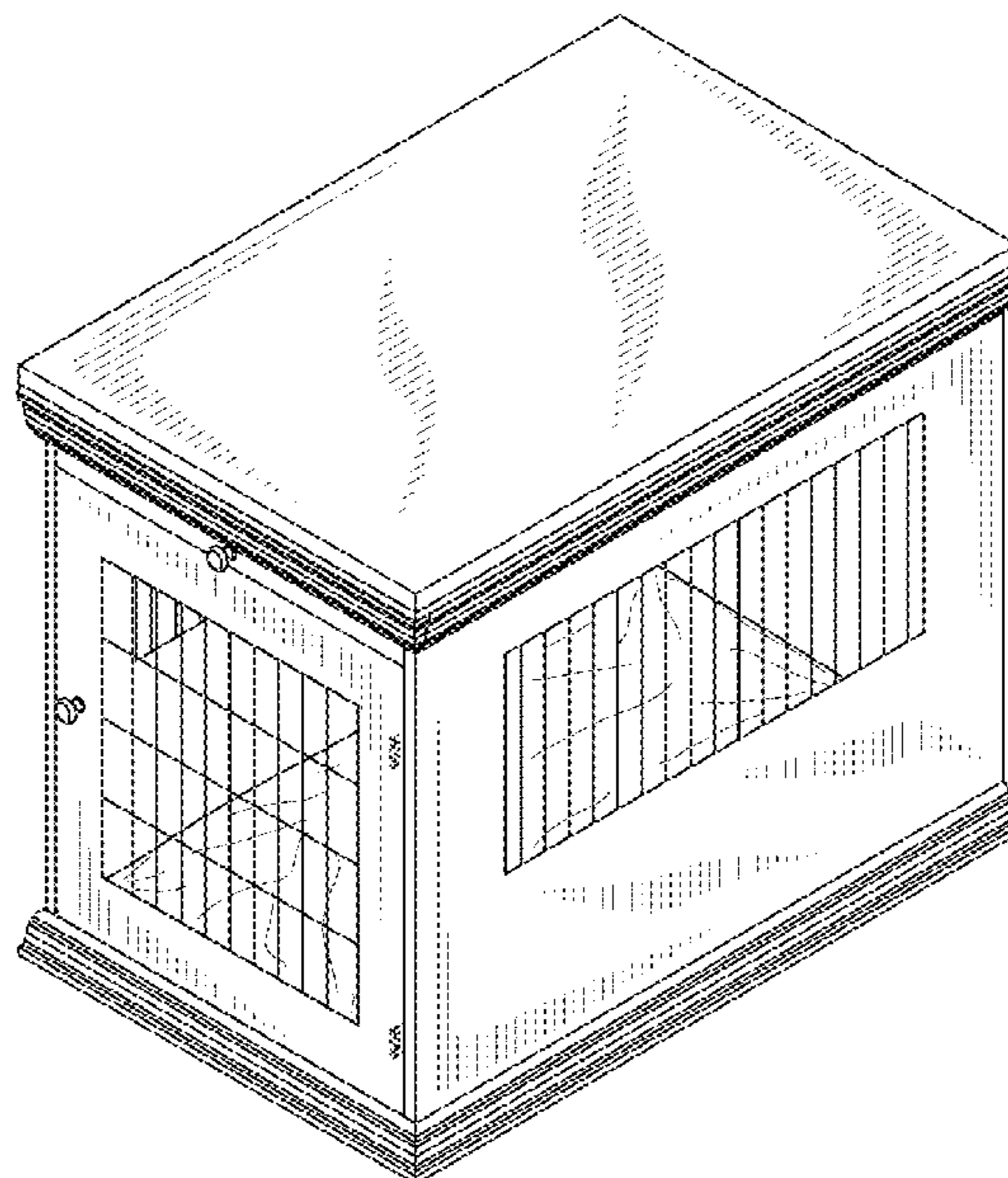
FIG. 5 is a bottom plan view of FIG. 1;

FIG. 6 is a right side view of FIG. 1; and,

FIG. 7 is a left side view of FIG. 1.

The broken lines are for illustration only and form no part of the claimed design.

1 Claim, 3 Drawing Sheets



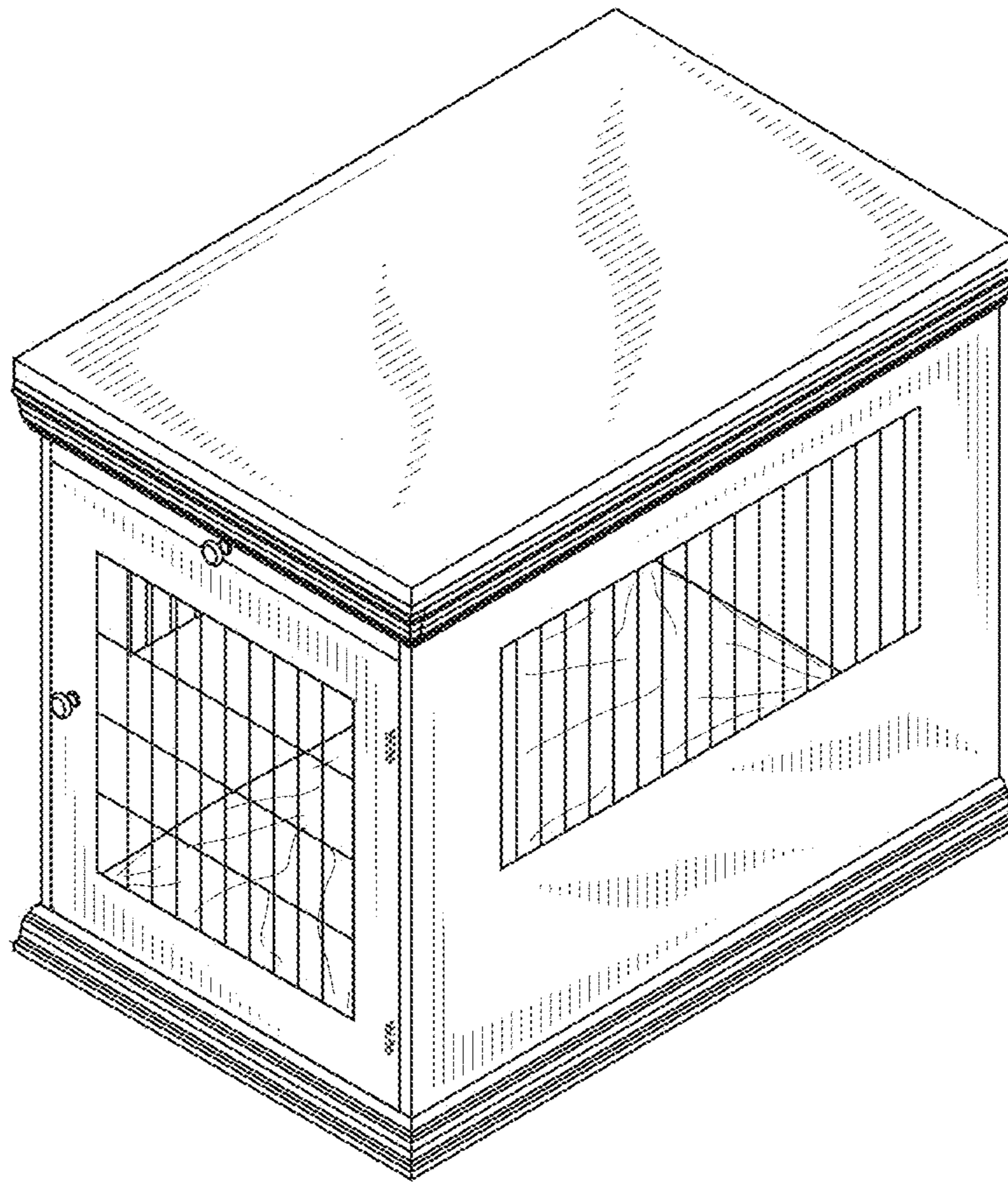


FIG. 1

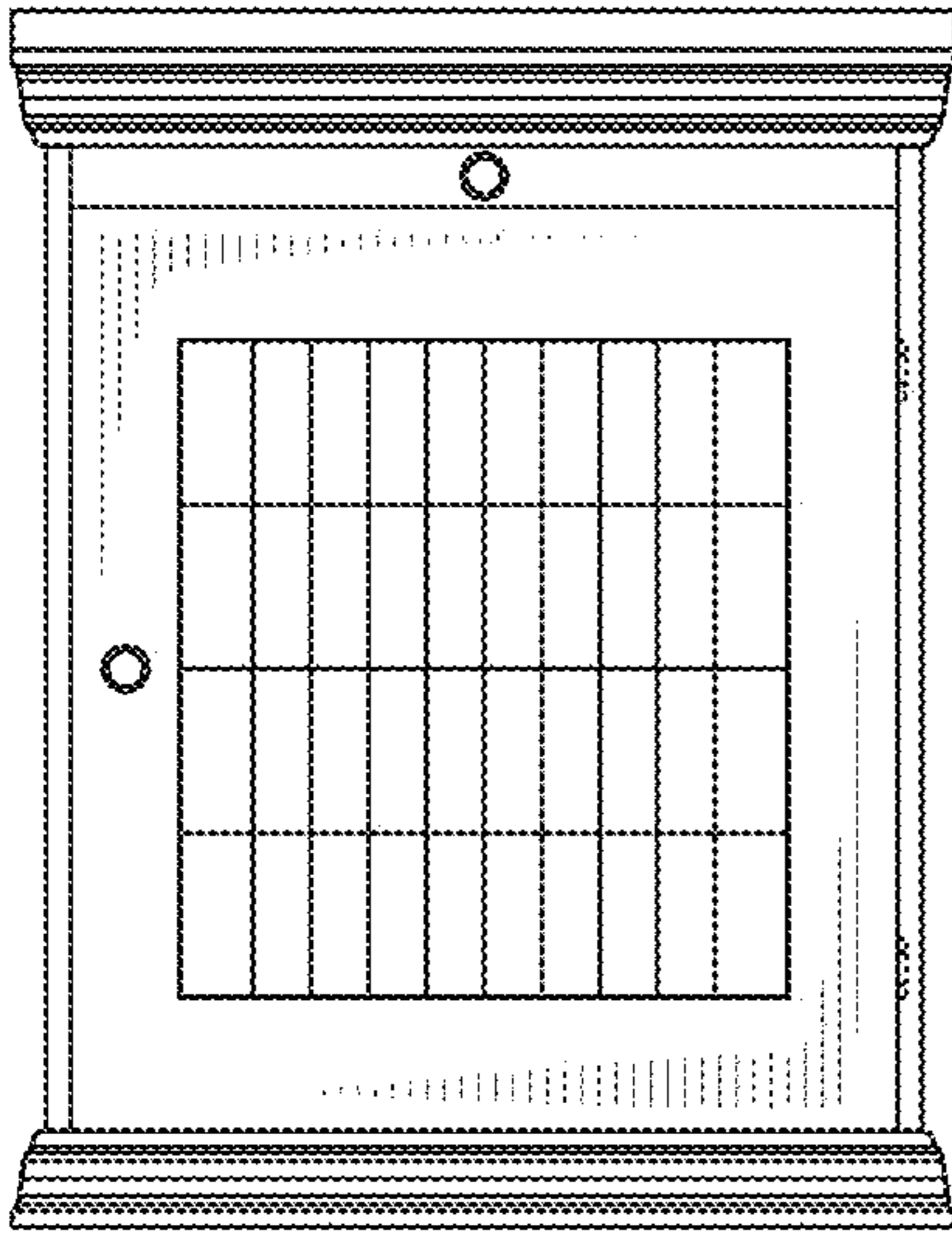


FIG. 2

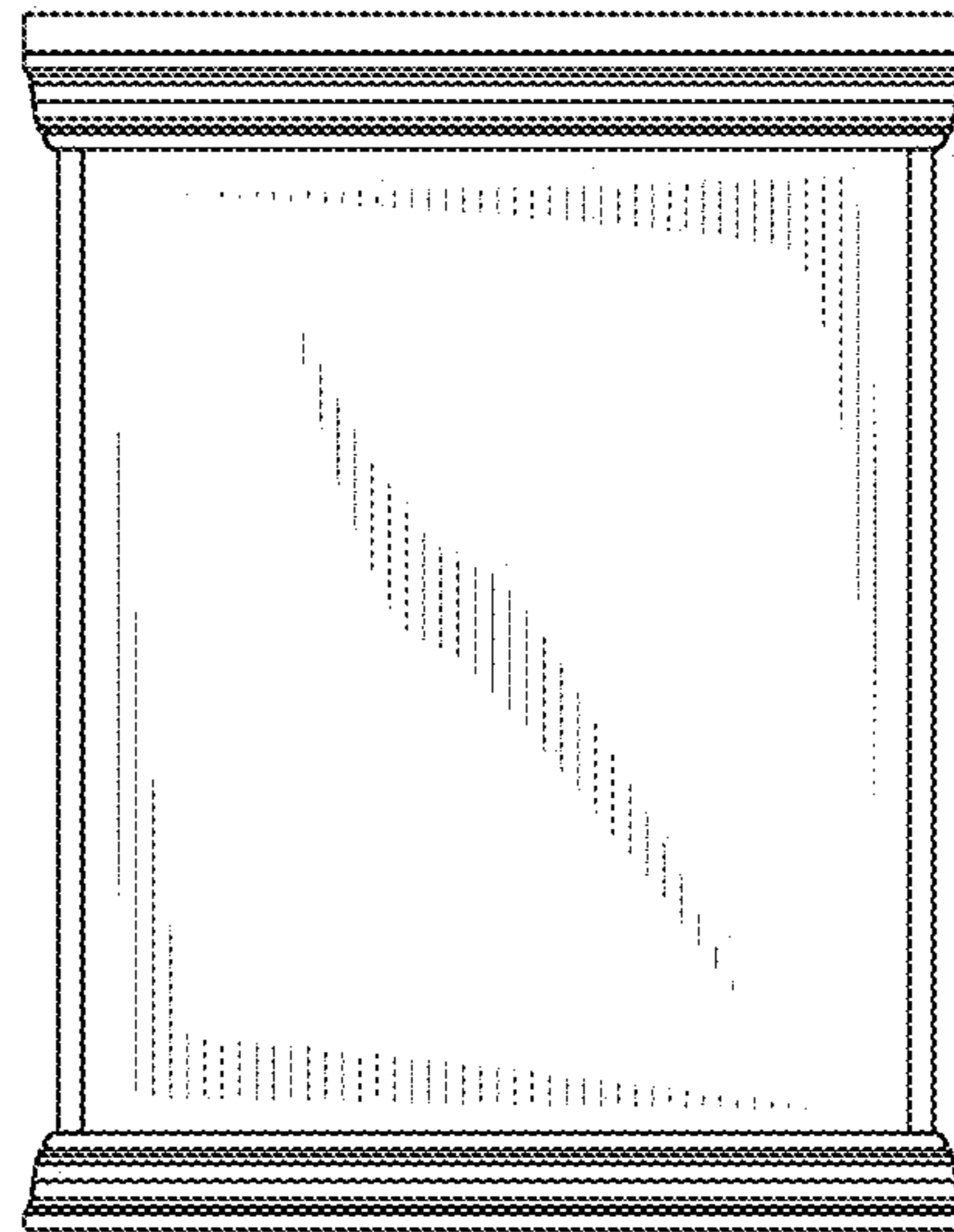


FIG. 3




FIG. 4

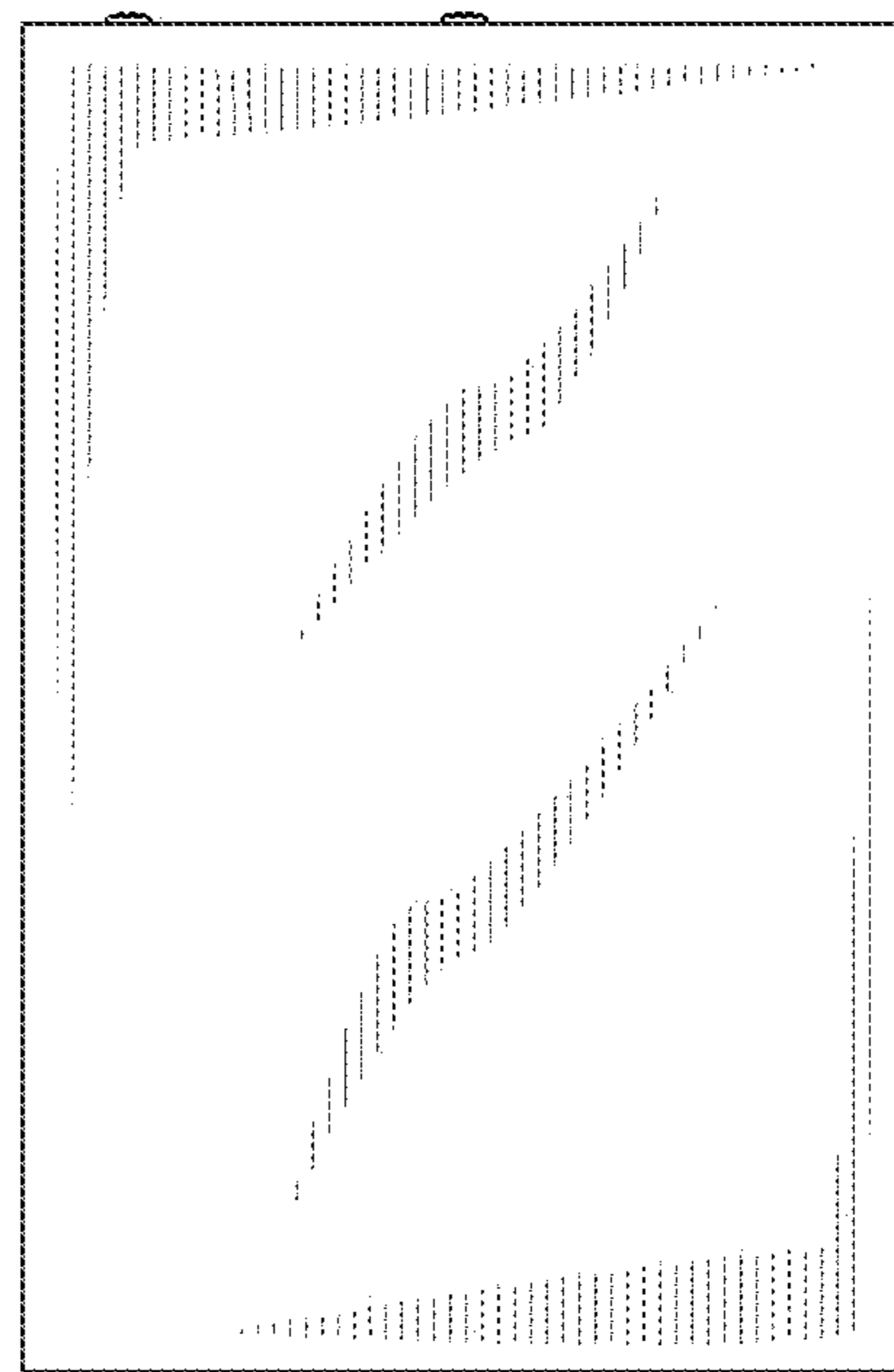


FIG. 5

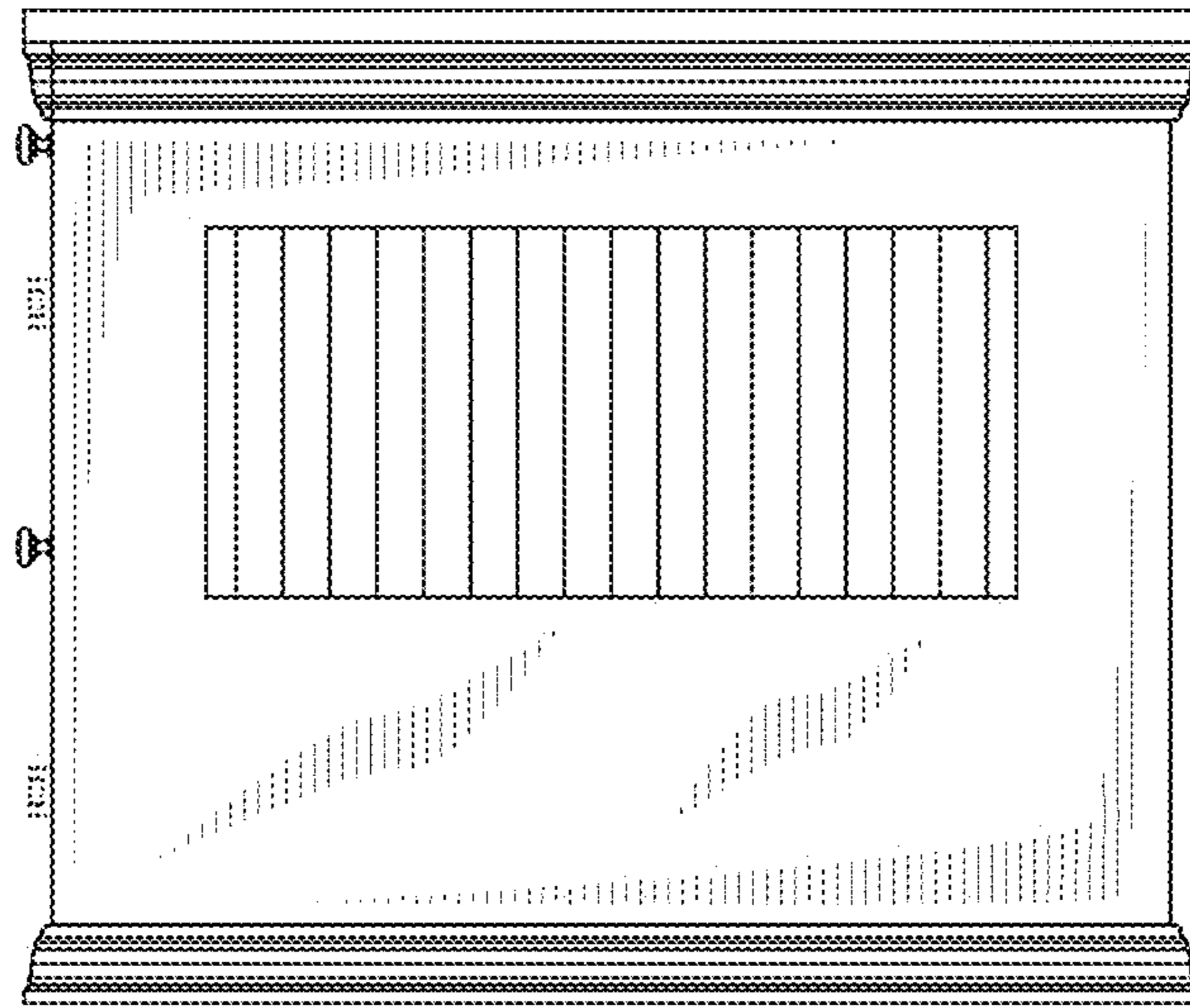


FIG. 6

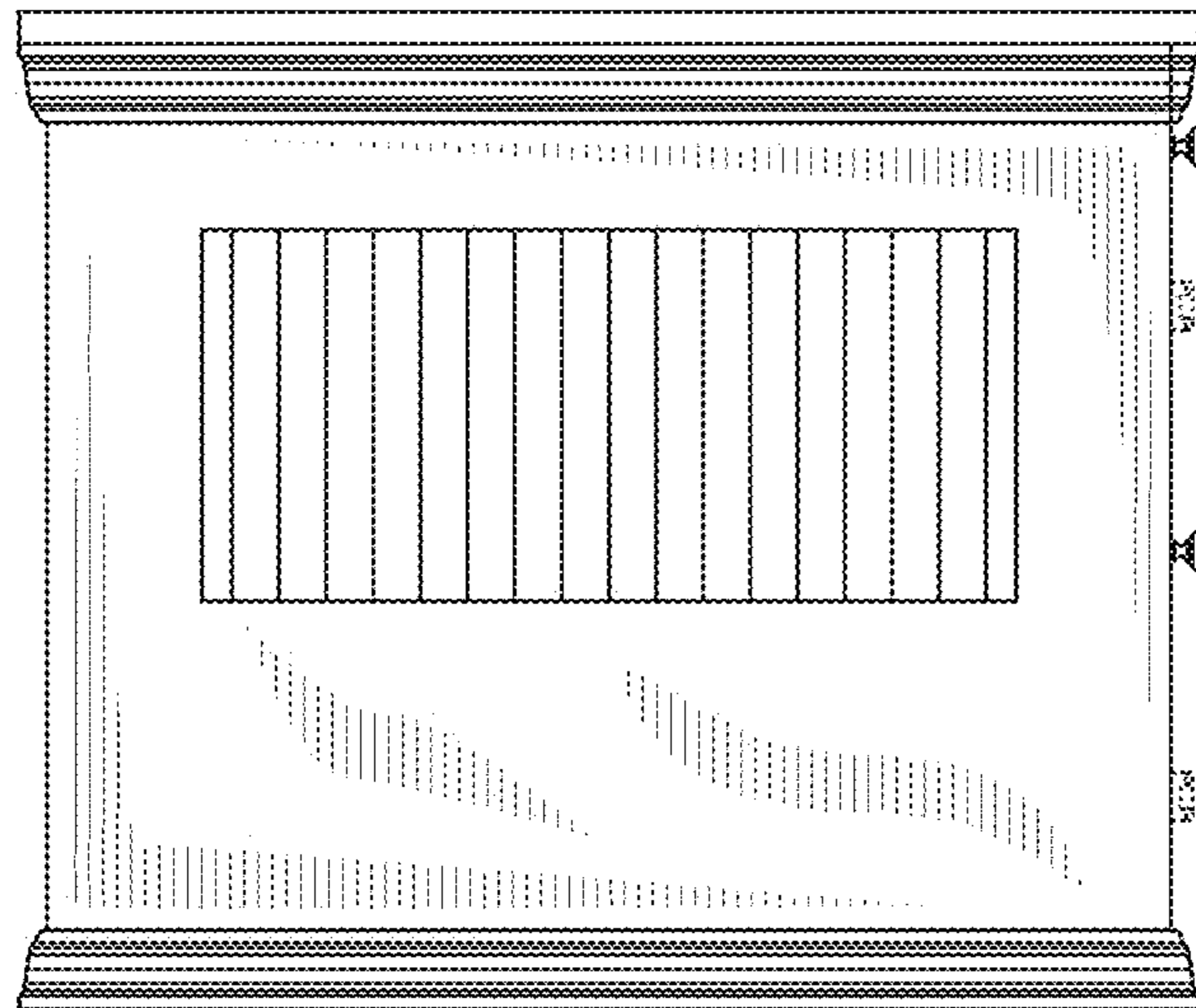


FIG. 7