



US00D704899S

(12) **United States Design Patent**
Erb et al.

(10) **Patent No.:** **US D704,899 S**

(45) **Date of Patent:** **** May 13, 2014**

(54) **FACEGUARD**

(71) Applicant: **Kranos IP Corporation**, Litchfield, IL (US)

(72) Inventors: **Robert Erb**, Plandome, NY (US);
Cortney Warmouth, Edwardsville, IL (US); **Louis Anthony VanHoutin**, Luka, IL (US); **Kip Meyer**, Edwardsville, IL (US); **Dan Meyer**, Litchfield, IL (US); **Rob Ball**, Ballwin, MO (US)

(73) Assignee: **Kranos IP Corporation**, Litchfield, IL (US)

(**) Term: **14 Years**

(21) Appl. No.: **29/469,211**

(22) Filed: **Oct. 8, 2013**

Related U.S. Application Data

(62) Division of application No. 29/444,193, filed on Jan. 28, 2013, now Pat. No. Des. 695,465, which is a division of application No. 29/422,356, filed on May 18, 2012, now Pat. No. Des. 678,617.

(51) **LOC (10) Cl.** **02-03**

(52) **U.S. Cl.**
USPC **D29/122**

(58) **Field of Classification Search**
USPC D29/102-107, 108-111, 122; 2/175.4, 2/200.1, 8.2, 6.6, 6.7, 410-425, 468, 9; 359/642, 815; 362/105, 106
See application file for complete search history.

(56) **References Cited**

U.S. PATENT DOCUMENTS

D289,568 S * 4/1987 Nimmons D29/111
D289,569 S * 4/1987 Nimmons D29/111

D298,868 S * 12/1988 Klindt D29/111
D358,686 S * 5/1995 Kraemer D29/111
D381,127 S * 7/1997 Rothwell D29/111
5,661,849 A * 9/1997 Hicks 2/9
D448,528 S * 9/2001 Fujimoto et al. D29/111
D463,885 S * 10/2002 Burns D29/111
D465,067 S * 10/2002 Ide et al. D29/106
D466,651 S * 12/2002 Halstead et al. D29/106
D480,839 S * 10/2003 Hicks, Jr. D29/111
D508,298 S * 8/2005 Bernacchi et al. D29/111
D509,928 S * 9/2005 Barnoski D29/107
D512,534 S * 12/2005 Maddux et al. D29/106
D575,458 S * 8/2008 Ho D29/106
D584,001 S * 12/2008 Hunter et al. D29/106
D587,852 S * 3/2009 Nimmons D29/106
D587,853 S * 3/2009 Nimmons D29/106
D587,854 S * 3/2009 Nimmons et al. D29/106
D587,855 S * 3/2009 Nimmons et al. D29/106
D587,857 S * 3/2009 Nimmons et al. D29/122
D590,106 S * 4/2009 Nimmons D29/122
D598,610 S * 8/2009 Soukup et al. D29/106
D603,099 S * 10/2009 Bologna et al. D29/106

(Continued)

Primary Examiner — Ruth McInroy

(74) *Attorney, Agent, or Firm* — Notaro, Michalos & Zaccaria P.C.

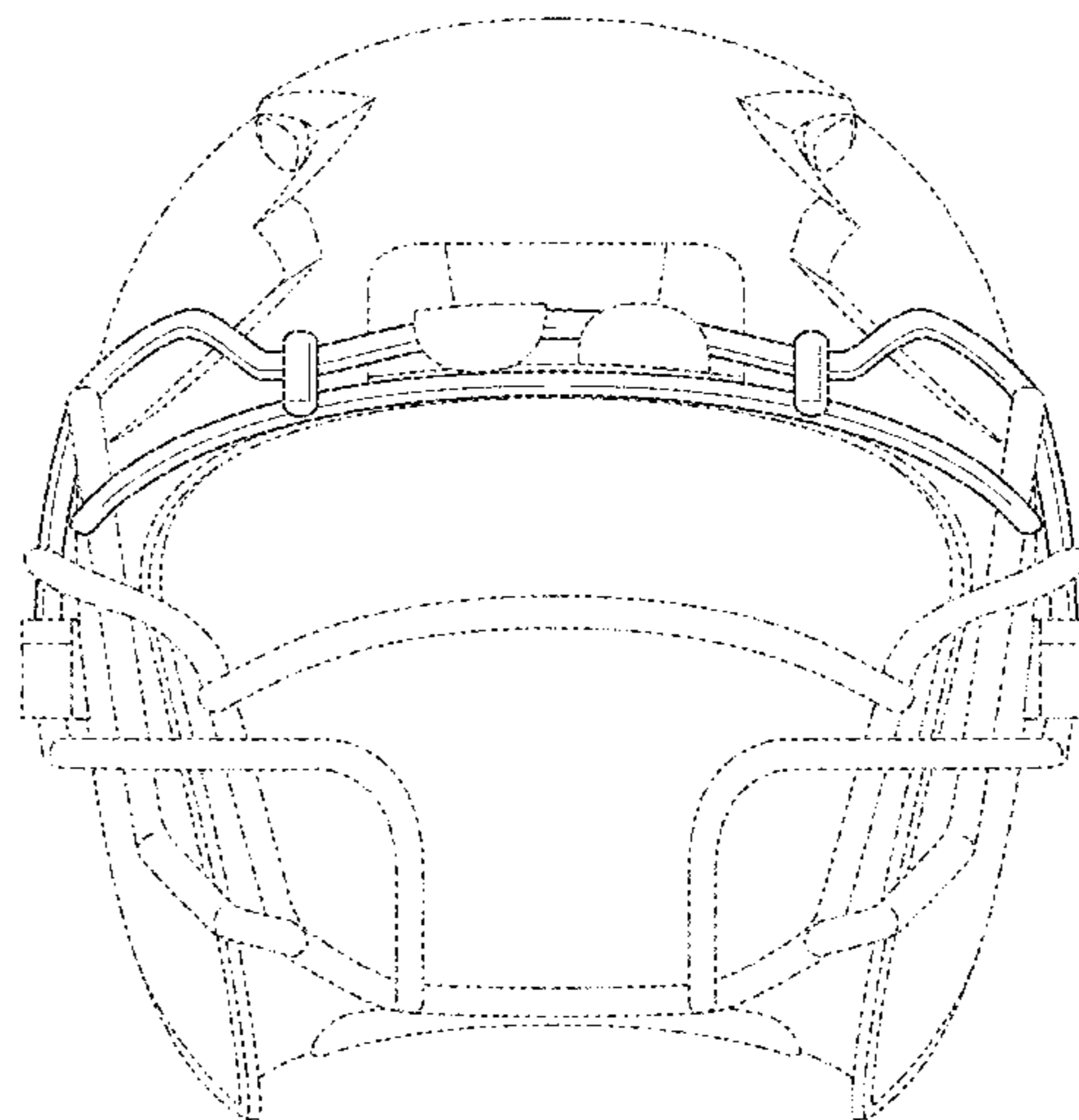
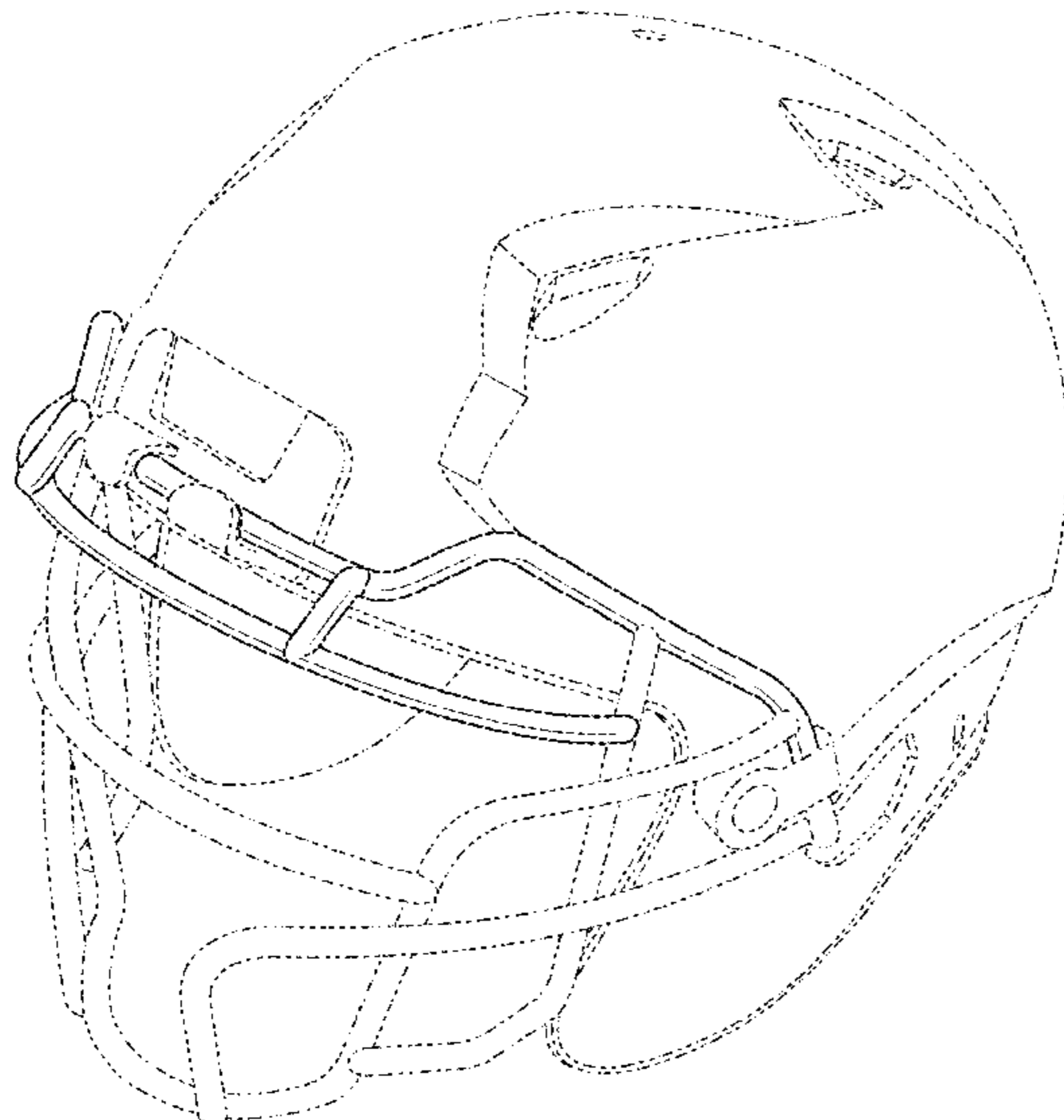
(57) **CLAIM**

The ornamental design for a faceguard, as shown and described.

DESCRIPTION

FIG. 1 is a front, top, left perspective view of a faceguard used with a helmet showing our new design;
FIG. 2 is a front elevational view thereof;
FIG. 3 is a rear elevational view thereof;
FIG. 4 is a side elevational view thereof;
FIG. 5 is a top plan view thereof; and,
FIG. 6 is a bottom plan view thereof.
The details shown in broken lines form no part of the claimed design.

1 Claim, 6 Drawing Sheets



(56)

References Cited

U.S. PATENT DOCUMENTS

D625,050 S *	10/2010	Chen	D29/106	2006/0143765 A1 *	7/2006	Halstead et al.	2/9
D629,162 S *	12/2010	Daniel	D29/106	2008/0022441 A1 *	1/2008	Oranchak et al.	2/410
8,069,498 B2	12/2011	Maddux et al.			2009/0106883 A1 *	4/2009	Wade	2/424
D654,630 S *	2/2012	Chou et al.	D29/106	2009/0265841 A1 *	10/2009	Ferrara	2/421
8,209,784 B2 *	7/2012	Nimmons et al.	2/424	2011/0131695 A1	6/2011	Maddux et al.		
2005/0278835 A1 *	12/2005	Ide et al.	2/424	2011/0131710 A1 *	6/2011	Maddux et al.	2/424
					2011/0214224 A1 *	9/2011	Maddux et al.	2/424
					2011/0214225 A1 *	9/2011	Norris	2/425
					2012/0124721 A1 *	5/2012	Hampton, II	2/425

* cited by examiner

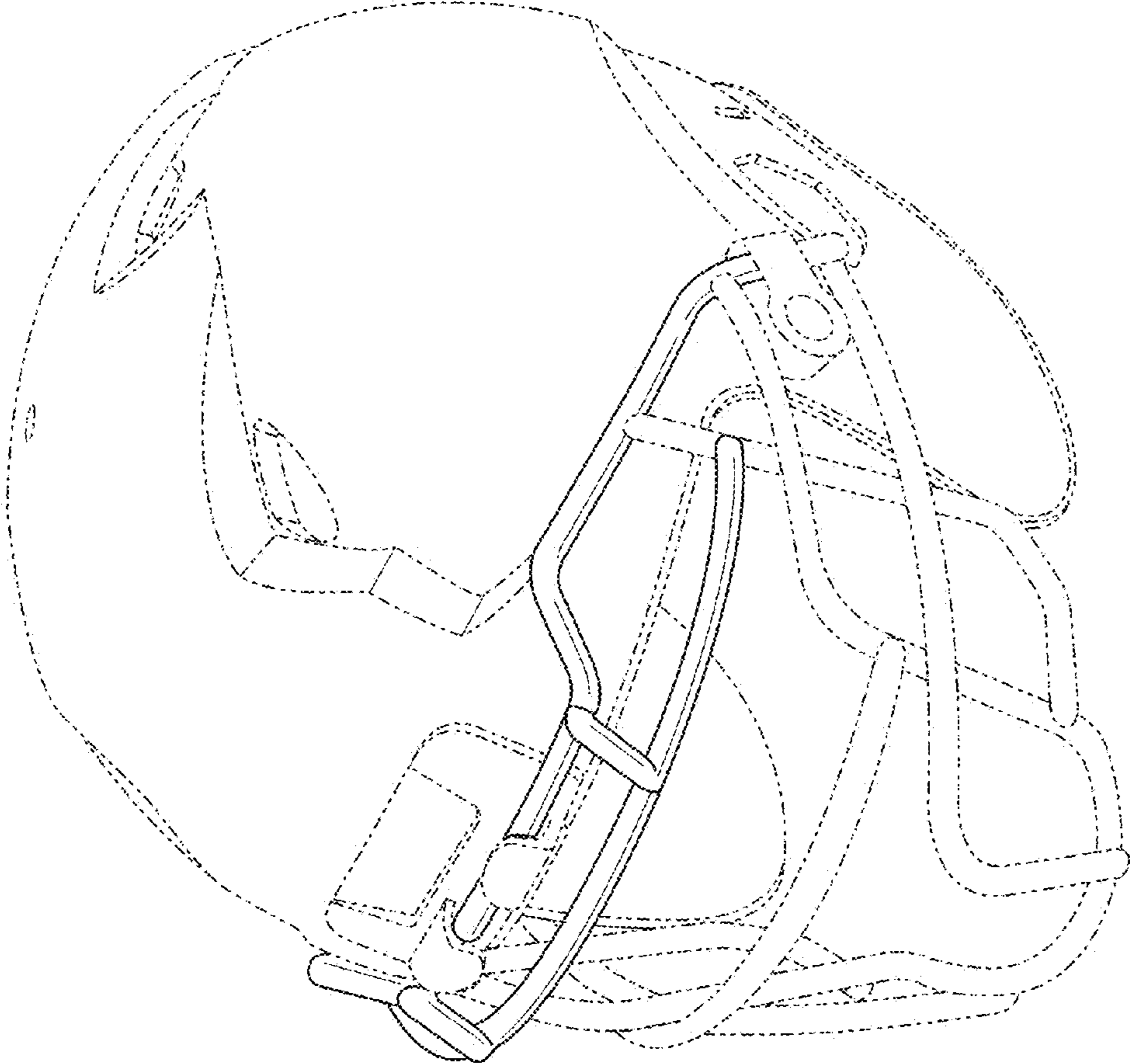


FIG. 1

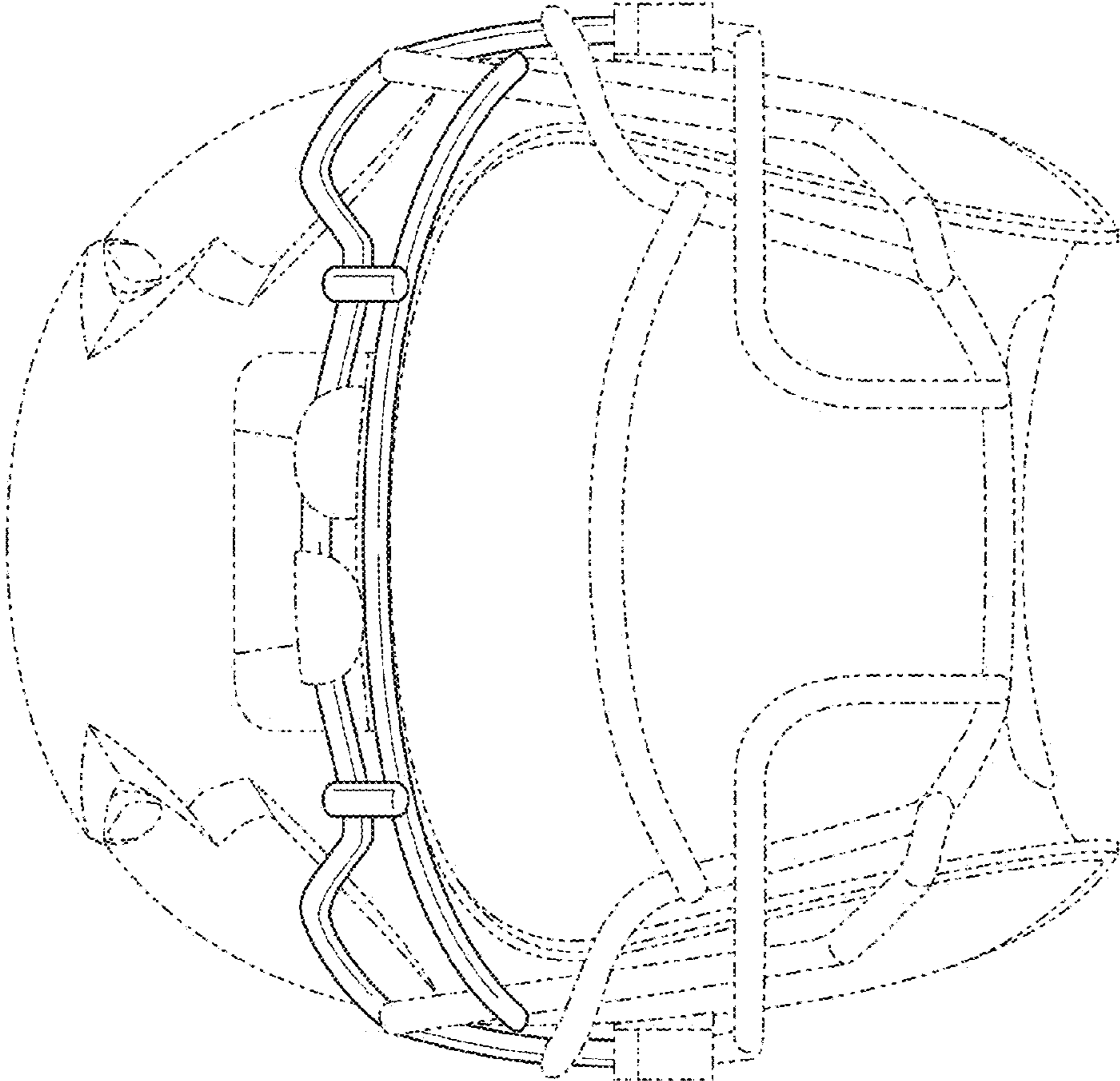


FIG. 2

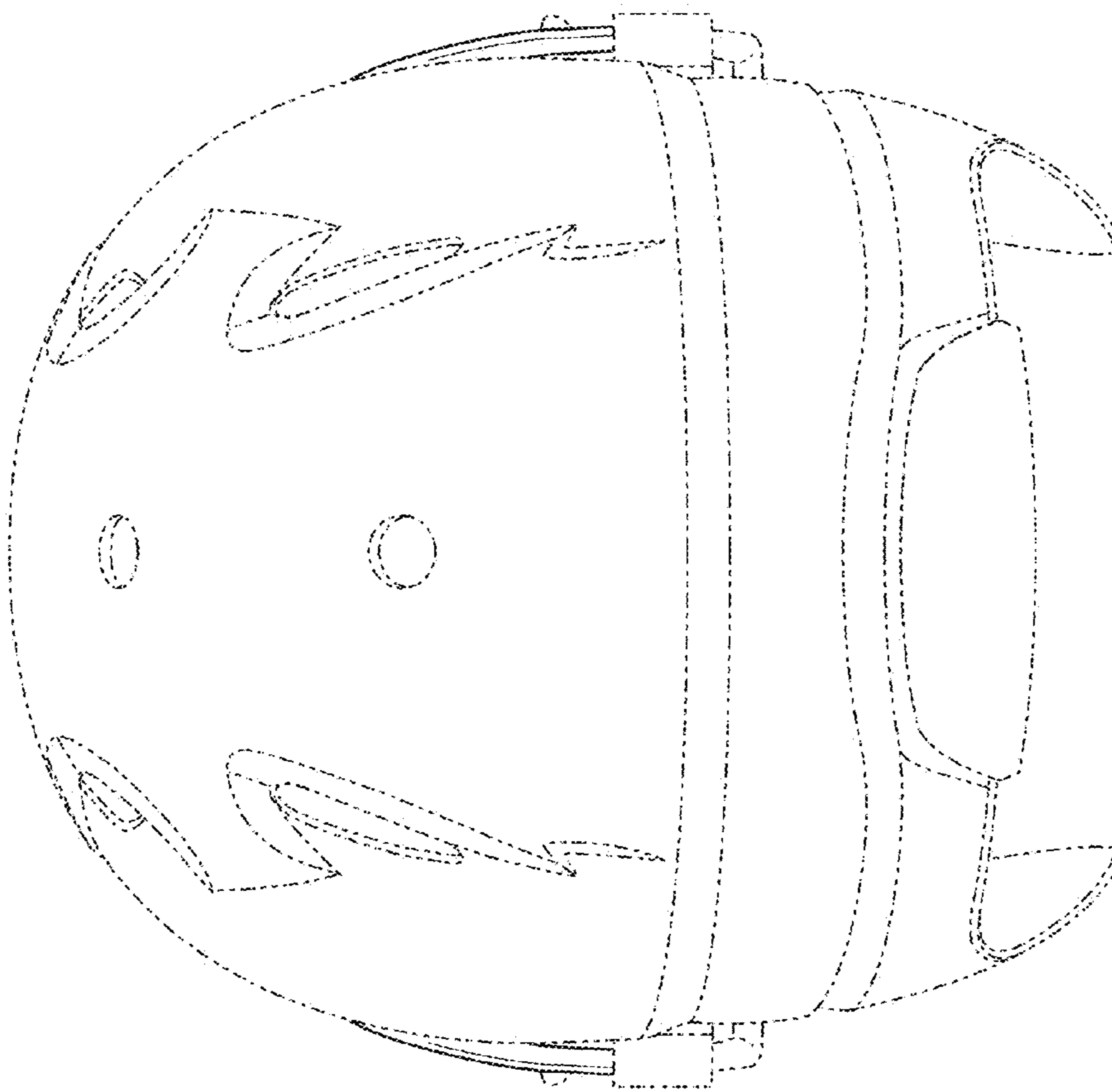


FIG. 3

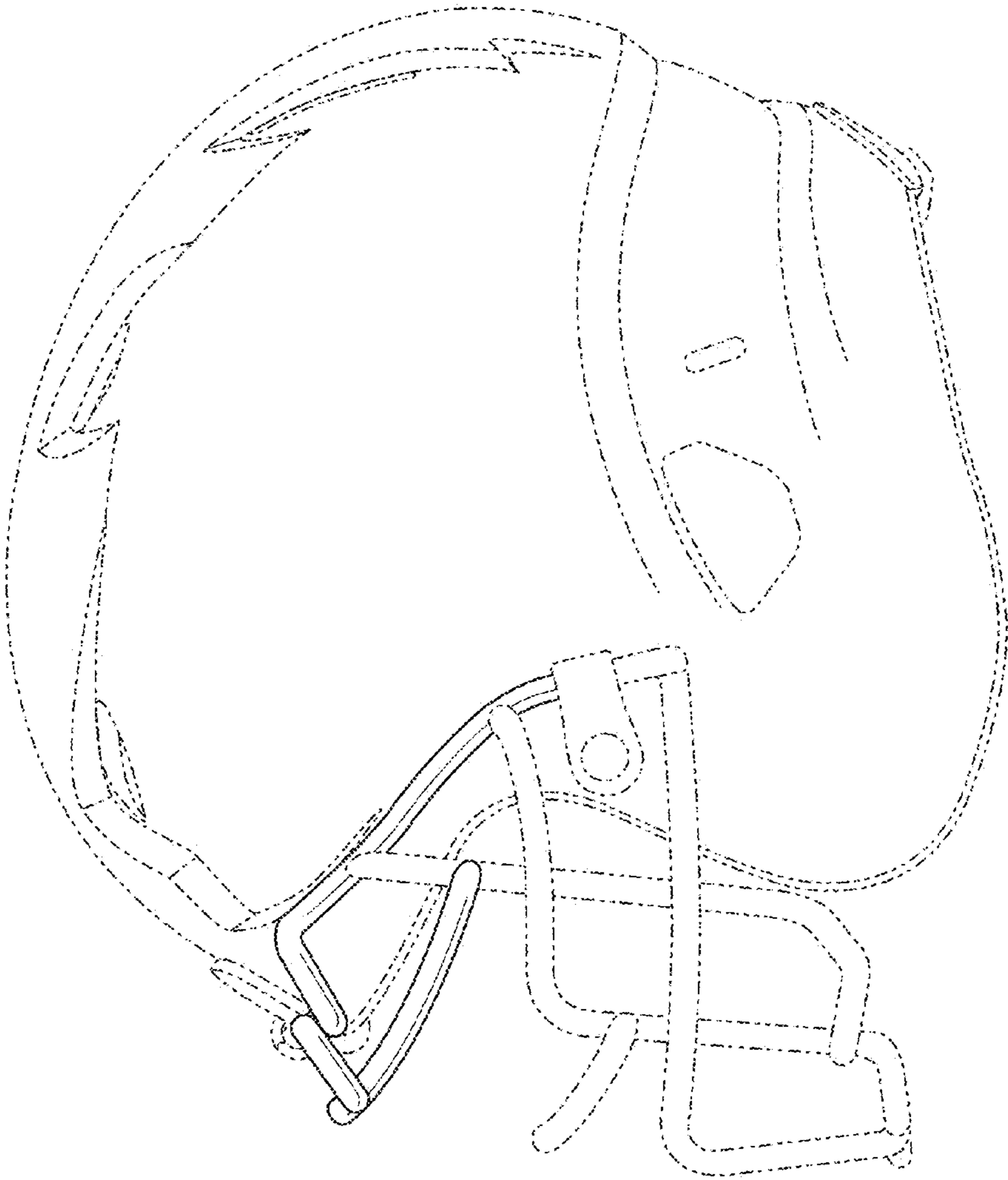


FIG. 4

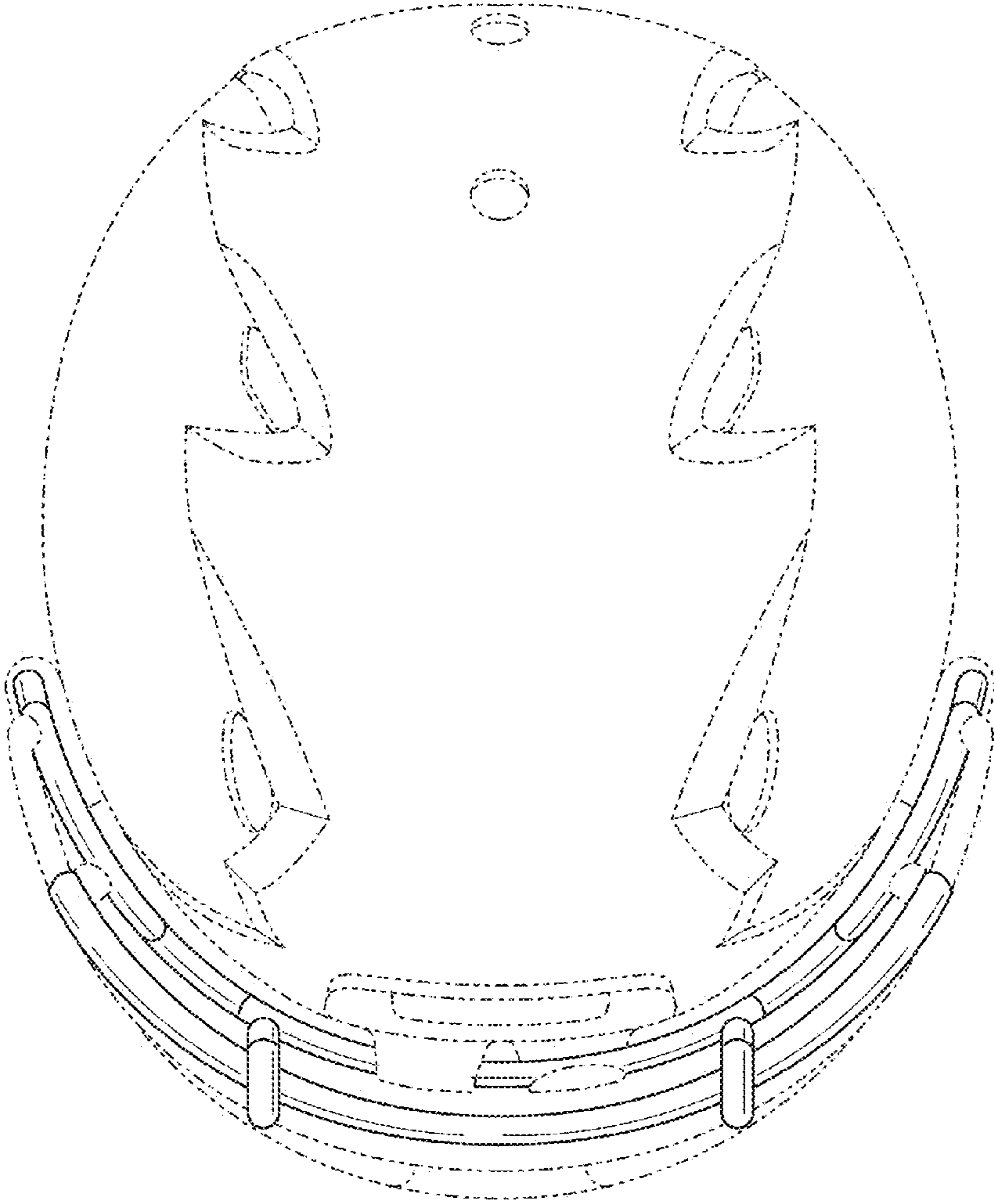


FIG. 5

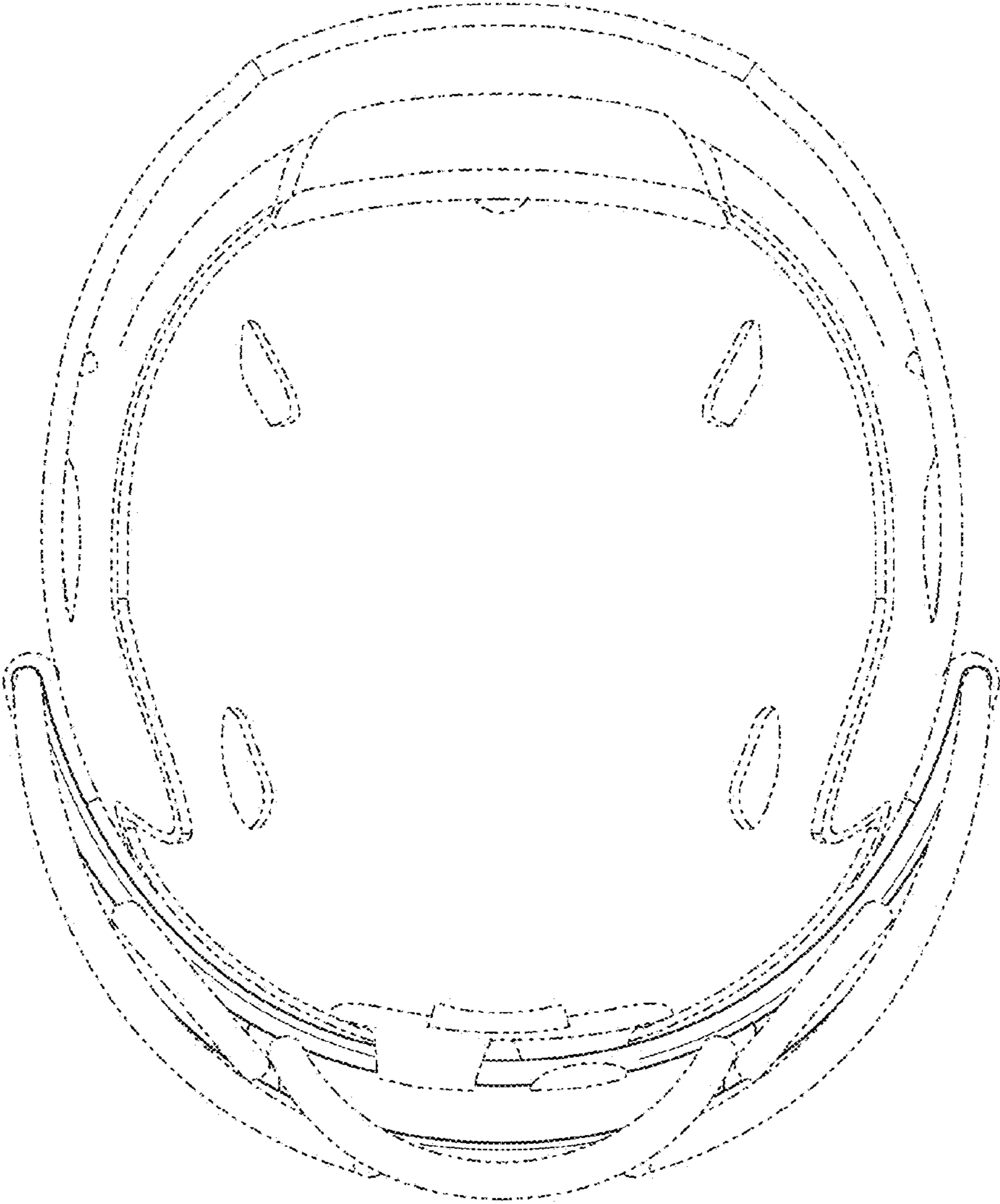


FIG. 6