



US00D704897S

(12) **United States Design Patent**
Emrich et al.

(10) **Patent No.:** **US D704,897 S**
(45) **Date of Patent:** **** May 13, 2014**

- (54) **PROTECTIVE HEADPIECE**
- (71) Applicant: **Hoplite Armour LLC**, Naperville, IL (US)
- (72) Inventors: **Bryan Emrich**, Naperville, IL (US);
John Larkin, Moscow, ID (US);
Frederick Mariani, Newport, KY (US);
William Rempe, Loveland, OH (US)
- (73) Assignee: **Hoplite Armour LLC**, Naperville, IL (US)
- (**) Term: **14 Years**
- (21) Appl. No.: **29/433,017**
- (22) Filed: **Sep. 25, 2012**

- 4,083,065 A 4/1978 Warncke
- 4,223,229 A 9/1980 Persico et al.
- 4,677,694 A 7/1987 Crow
- 4,885,806 A 12/1989 Heller
- 4,933,993 A 6/1990 McClelland
- 5,157,794 A 10/1992 Kamata
- D332,672 S 1/1993 Abate
- 5,263,204 A 11/1993 Butsch
- 5,267,353 A 12/1993 Milligan
- D348,751 S 7/1994 Bosack
- 5,384,914 A 1/1995 Caveness et al.
- D366,539 S 1/1996 Lackovic
- 5,535,454 A 7/1996 Ryan
- 5,571,220 A 11/1996 Hall
- 5,657,492 A 8/1997 Esposito, Jr.
- 5,661,849 A 9/1997 Hicks
- 5,666,670 A 9/1997 Ryan et al.

(Continued)

Primary Examiner — Rosemary K Tarca
(74) *Attorney, Agent, or Firm* — Cook Alex Ltd.

Related U.S. Application Data

- (62) Division of application No. 29/385,323, filed on Feb. 11, 2011, now Pat. No. Des. 670,447.
- (51) **LOC (10) Cl.** **29-02**
- (52) **U.S. Cl.**
USPC **D29/108**
- (58) **Field of Classification Search**
CPC A42B 3/00; A42B 3/18; A42B 3/20;
A42B 3/32; A42B 3/324; A42B 3/322;
A42B 3/04
USPC D29/102–112, 122; D2/865, 867–870,
D2/878, 880, 889; 2/171, 172, 209.13, 5,
2/6.1, 6.3–6.7, 410–412, 414, 416–418,
2/421–425, 205
See application file for complete search history.

(56) **References Cited**

U.S. PATENT DOCUMENTS

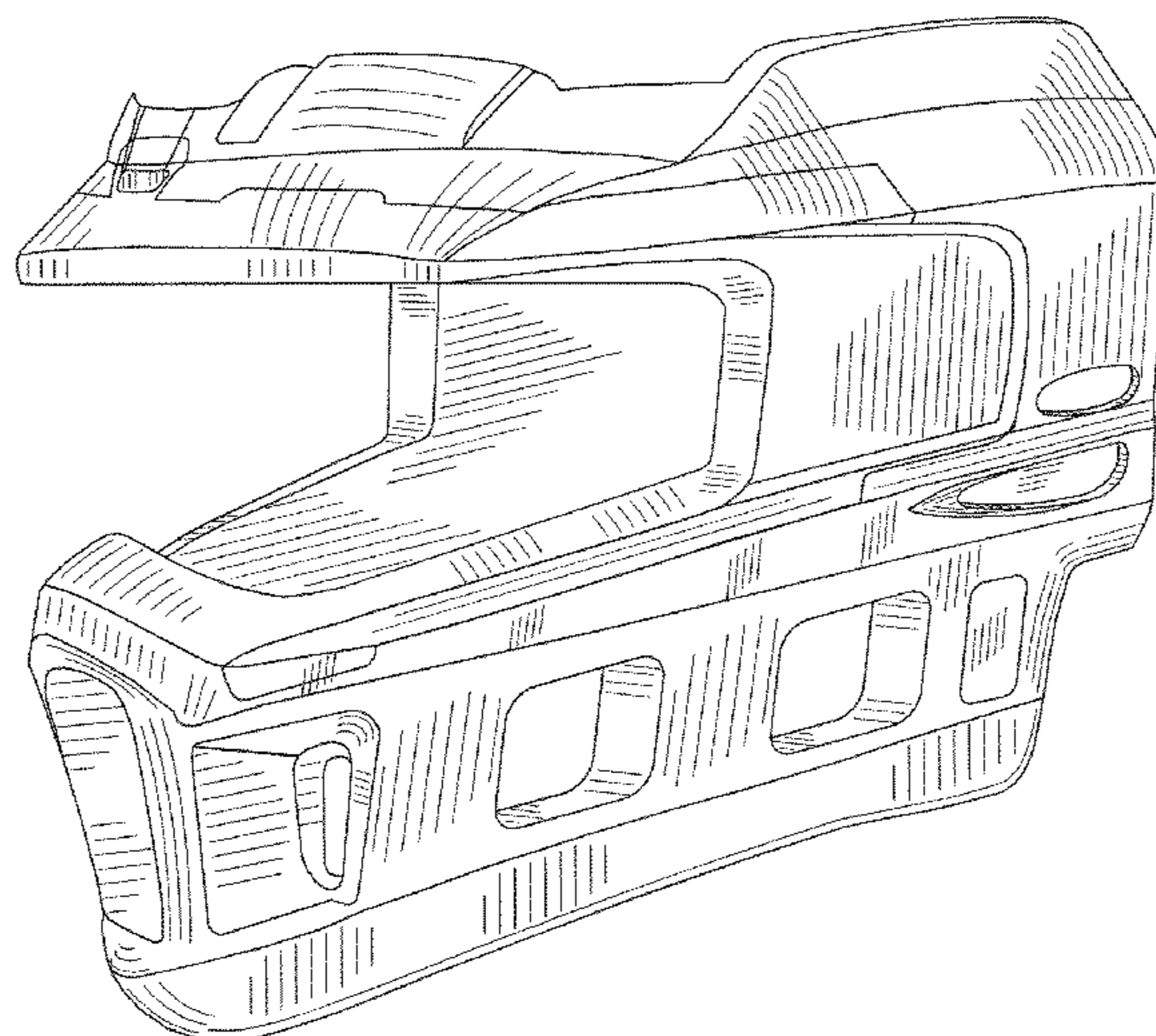
- 3,373,443 A 3/1968 Marietta
- 3,984,875 A 10/1976 Farquharson

(57) **CLAIM**
The ornamental design for a protective headpiece, as shown and described.

DESCRIPTION

FIG. 1 is a perspective view of one embodiment of a protective headpiece;
 FIG. 2 is a front elevation view of the protective headpiece of FIG. 1;
 FIG. 3 is a rear elevation view the protective headpiece of FIG. 1;
 FIG. 4 is a right side elevation view of the protective headpiece of FIG. 1;
 FIG. 5 is a left side elevation view of the protective headpiece of FIG. 1;
 FIG. 6 is a top plan view of the protective headpiece of FIG. 1; and,
 FIG. 7 is a bottom plan view of the protective headpiece of FIG. 1.

1 Claim, 7 Drawing Sheets



(56)

References Cited

U.S. PATENT DOCUMENTS

5,953,761 A 9/1999 Jurga et al.
 5,966,744 A 10/1999 Smith, Jr.
 6,202,223 B1 3/2001 Chartrand
 D448,528 S 9/2001 Fujimoto et al.
 6,363,528 B1* 4/2002 Cyr 2/9
 6,584,614 B2 7/2003 Hogg
 6,708,339 B1 3/2004 Smith, Jr.
 D497,039 S* 10/2004 Dehaan et al. D29/108
 D498,882 S* 11/2004 Yi D29/107
 D499,213 S* 11/2004 Lee D29/105
 6,983,487 B2 1/2006 Rickon
 D526,092 S 8/2006 Egger et al.
 D536,833 S* 2/2007 Broersma D29/107
 D548,893 S 8/2007 Hedge et al.
 D549,883 S 8/2007 Dion
 D563,057 S 2/2008 Jourde et al.

D581,099 S* 11/2008 Ahn et al. D29/107
 D601,308 S* 9/2009 Broersma D29/122
 7,735,157 B2 6/2010 Ikeda
 7,814,577 B2 10/2010 Page et al.
 D627,520 S 11/2010 Choi
 D628,347 S 11/2010 Chen
 D636,536 S 4/2011 Lee
 D637,767 S 5/2011 Morin
 D638,168 S 5/2011 Lebel et al.
 D638,172 S* 5/2011 Lebel et al. D29/122
 D670,447 S* 11/2012 Emrich et al. D29/106
 D680,275 S* 4/2013 Janetos D29/106
 D691,330 S* 10/2013 Kruckenhauser D29/106
 2006/0085882 A1* 4/2006 Broersma 2/9
 2007/0011797 A1 1/2007 Ikeda
 2008/0189821 A1* 8/2008 Anderson 2/9
 2012/0204328 A1* 8/2012 Emrich et al. 2/411
 2012/0317706 A1* 12/2012 Lebel et al. 2/422
 2014/0033406 A1* 2/2014 Lebel et al. 2/422

* cited by examiner

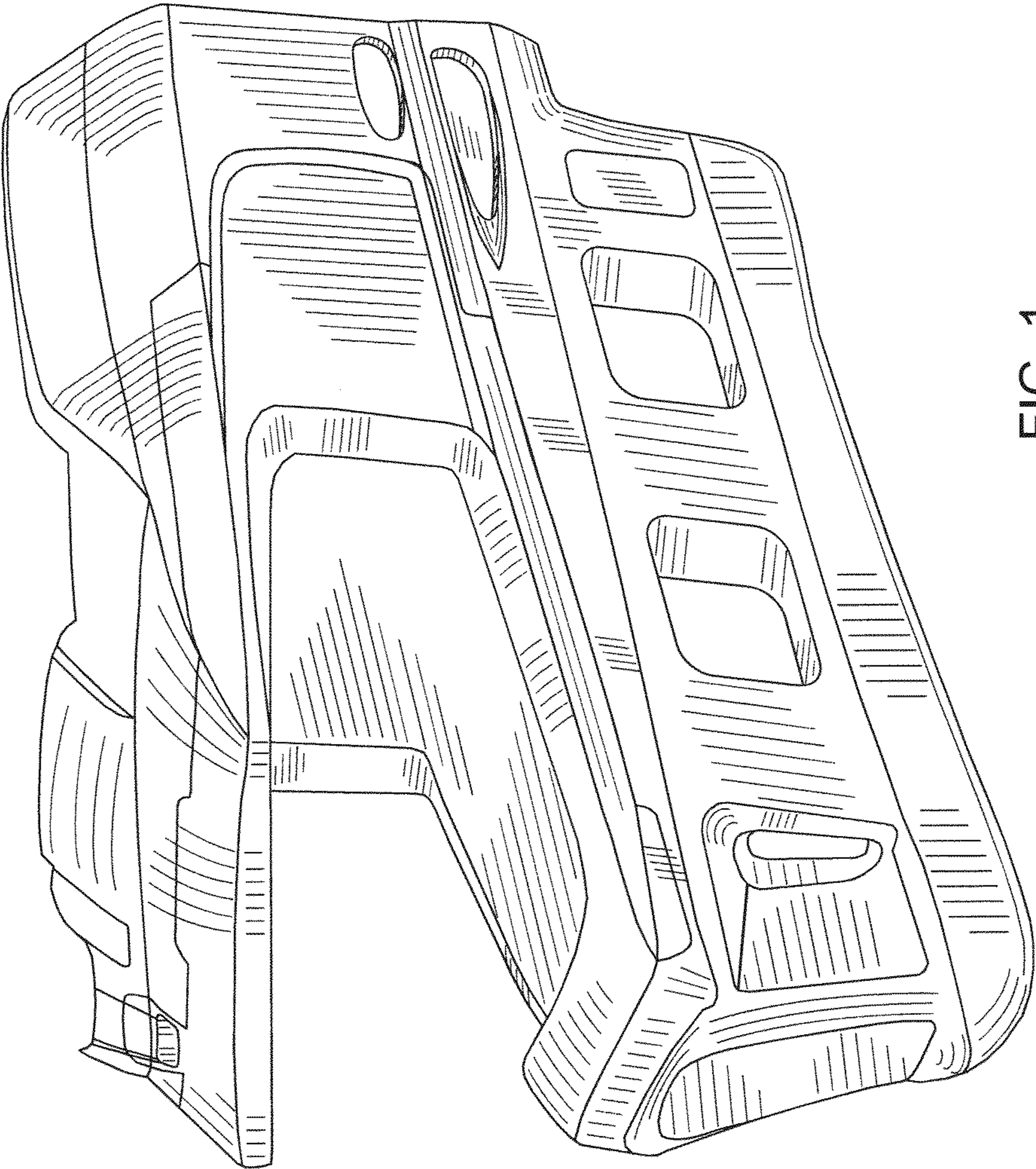


FIG. 1

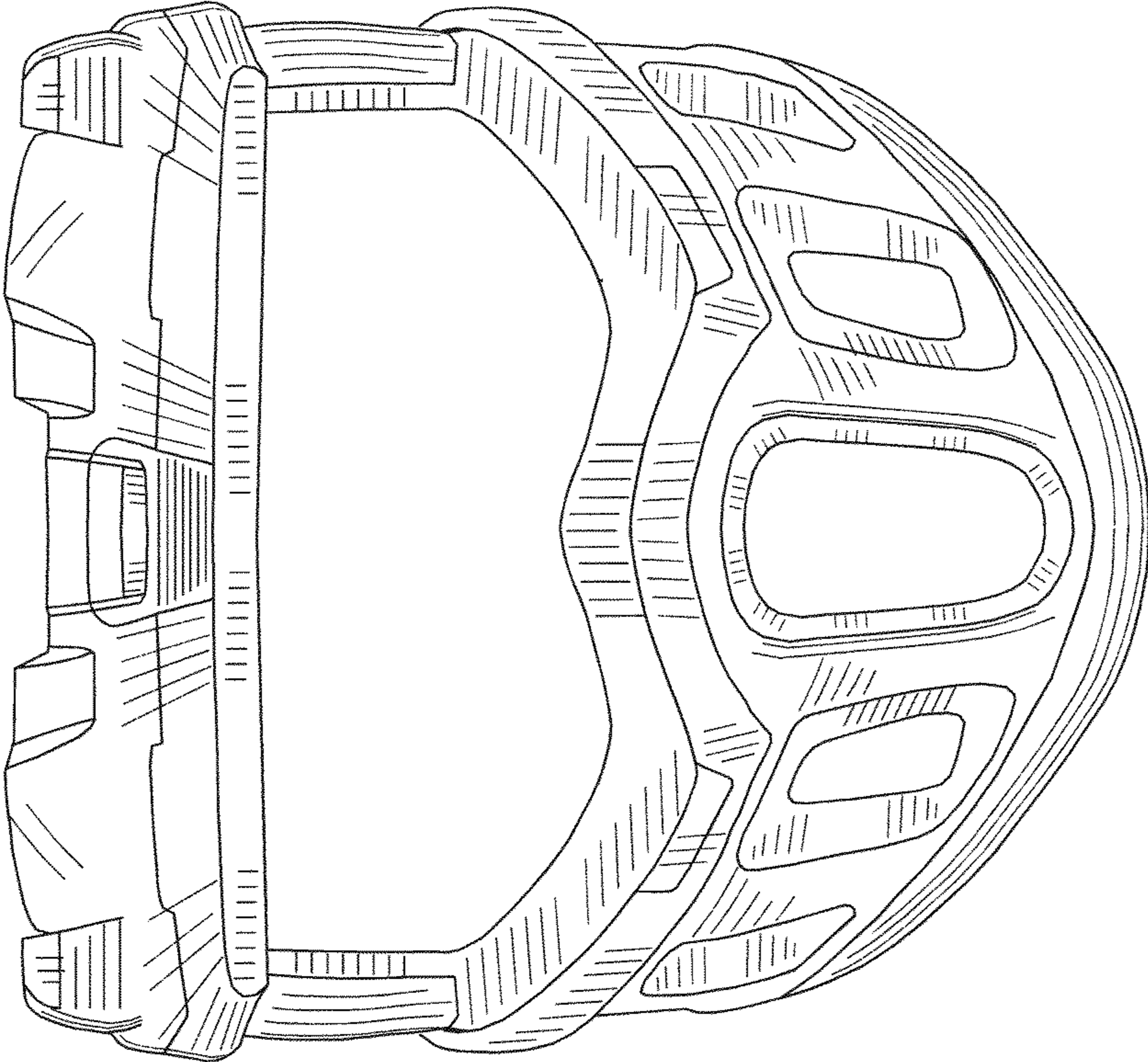


FIG. 2

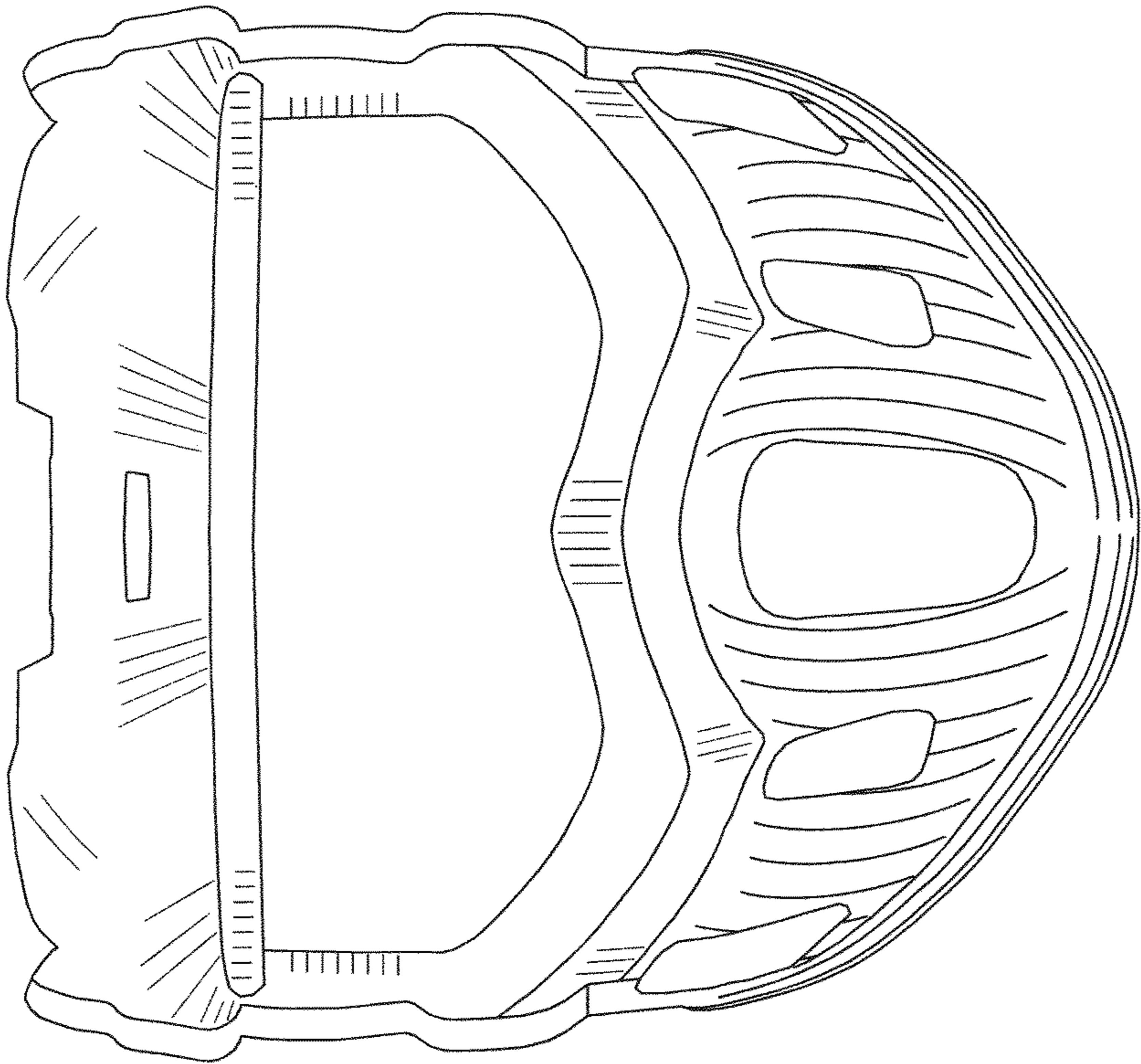


FIG. 3

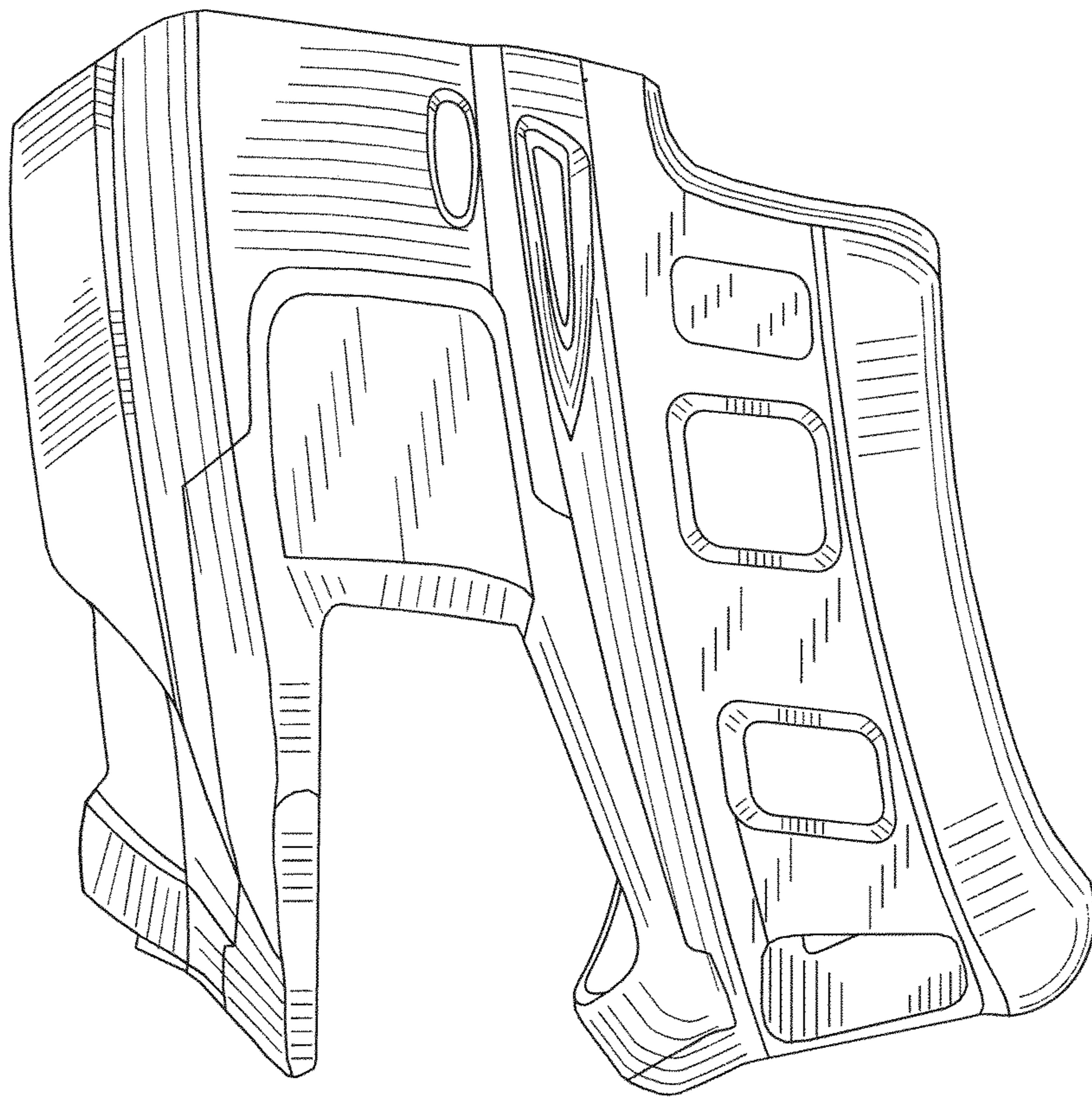


FIG. 4

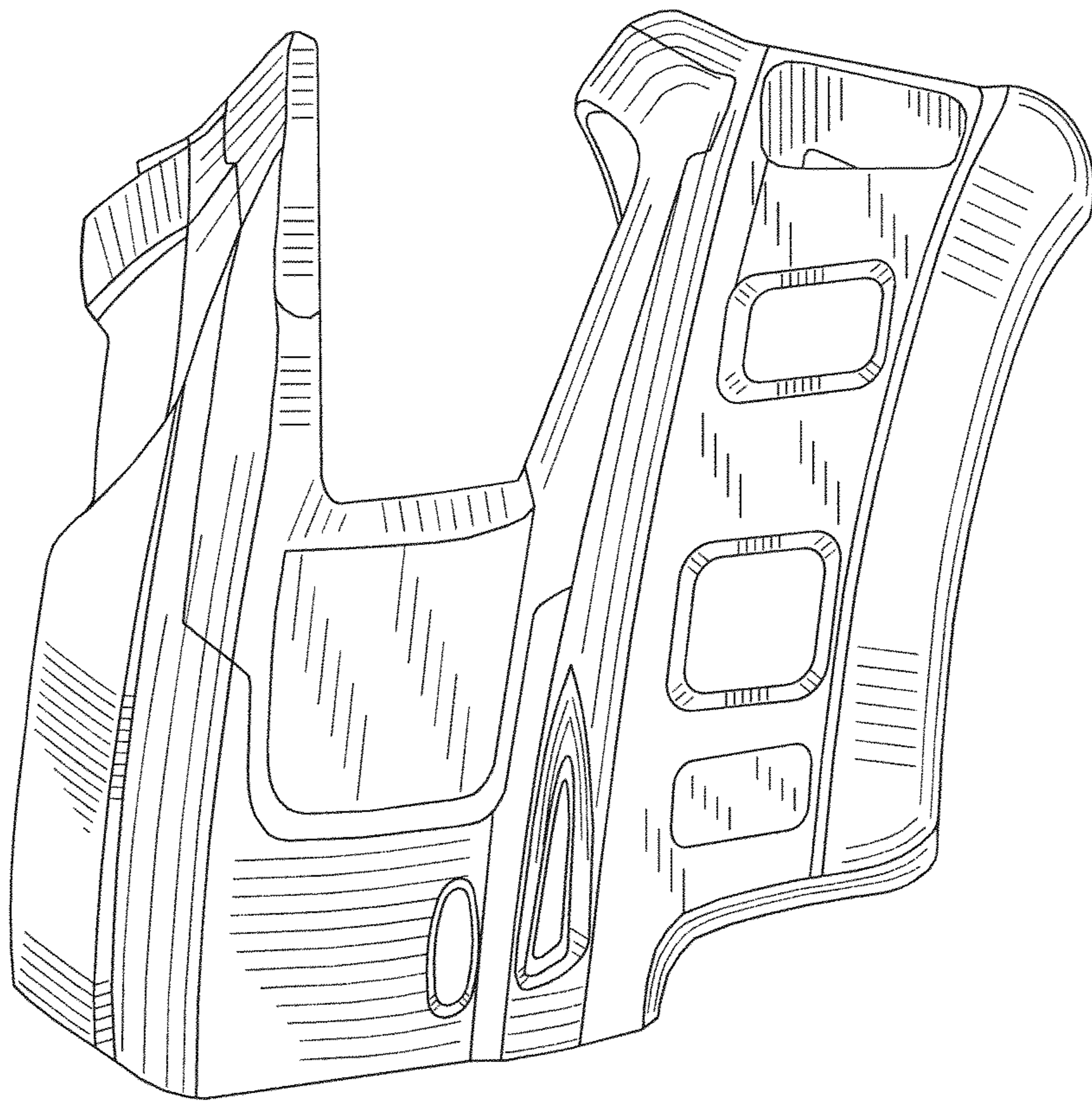


FIG. 5

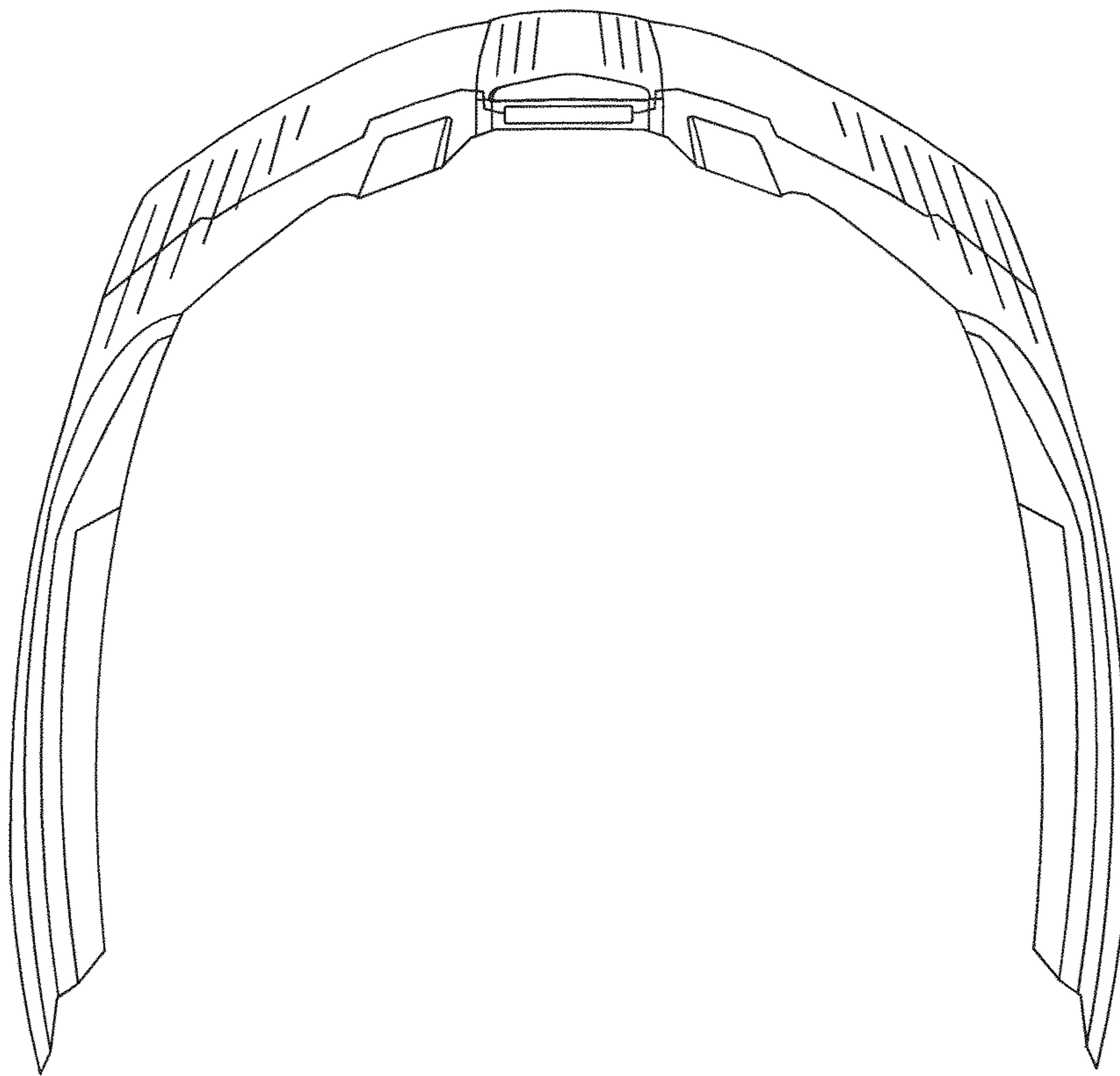


FIG. 6

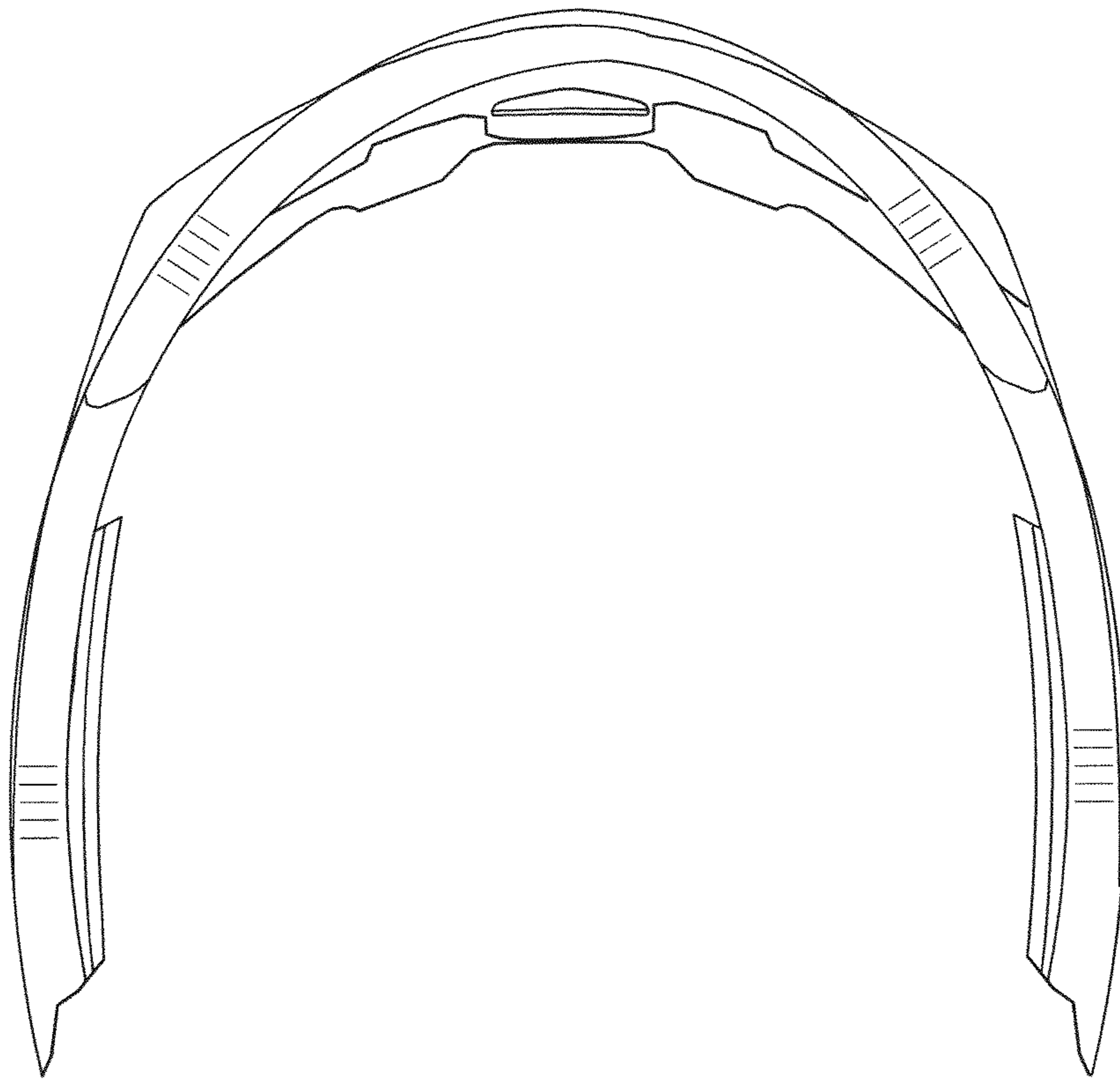


FIG. 7