



US00D704892S

(12) **United States Design Patent**
Haan

(10) **Patent No.:** **US D704,892 S**

(45) **Date of Patent:** **** May 13, 2014**

(54) **BASE FOR A PARTIAL WIG**

(71) Applicant: **Gyung-Hee Haan**, Seoul (KR)

(72) Inventor: **Gyung-Hee Haan**, Seoul (KR)

(73) Assignee: **HAAN Corporation**, Seoul (KR)

(**) Term: **14 Years**

(21) Appl. No.: **29/450,817**

(22) Filed: **Mar. 22, 2013**

(30) **Foreign Application Priority Data**

Sep. 24, 2012 (KR) 2012-0045903

(51) **LOC (10) Cl.** **28-03**

(52) **U.S. Cl.**
USPC **D28/93**

(58) **Field of Classification Search**
USPC D28/39-43, 92, 93; 132/53-56, 201
See application file for complete search history.

(56) **References Cited**

U.S. PATENT DOCUMENTS

1,540,102 A * 6/1925 Cohen 132/105
D406,398 S * 3/1999 Kageyama et al. D28/93

D414,002 S * 9/1999 Kageyama et al. D28/93
D483,522 S * 12/2003 Leslie D28/33
D510,779 S * 10/2005 Gladwin et al. D28/34
7,735,495 B2 * 6/2010 Lane et al. 132/53
D622,004 S * 8/2010 Umezu et al. D28/93
D630,801 S * 1/2011 Umezu et al. D28/93
8,453,654 B2 * 6/2013 Munoz 132/106

* cited by examiner

Primary Examiner — Zenia Bennett

(74) *Attorney, Agent, or Firm* — Zuber Lawler & Del Duca LLP

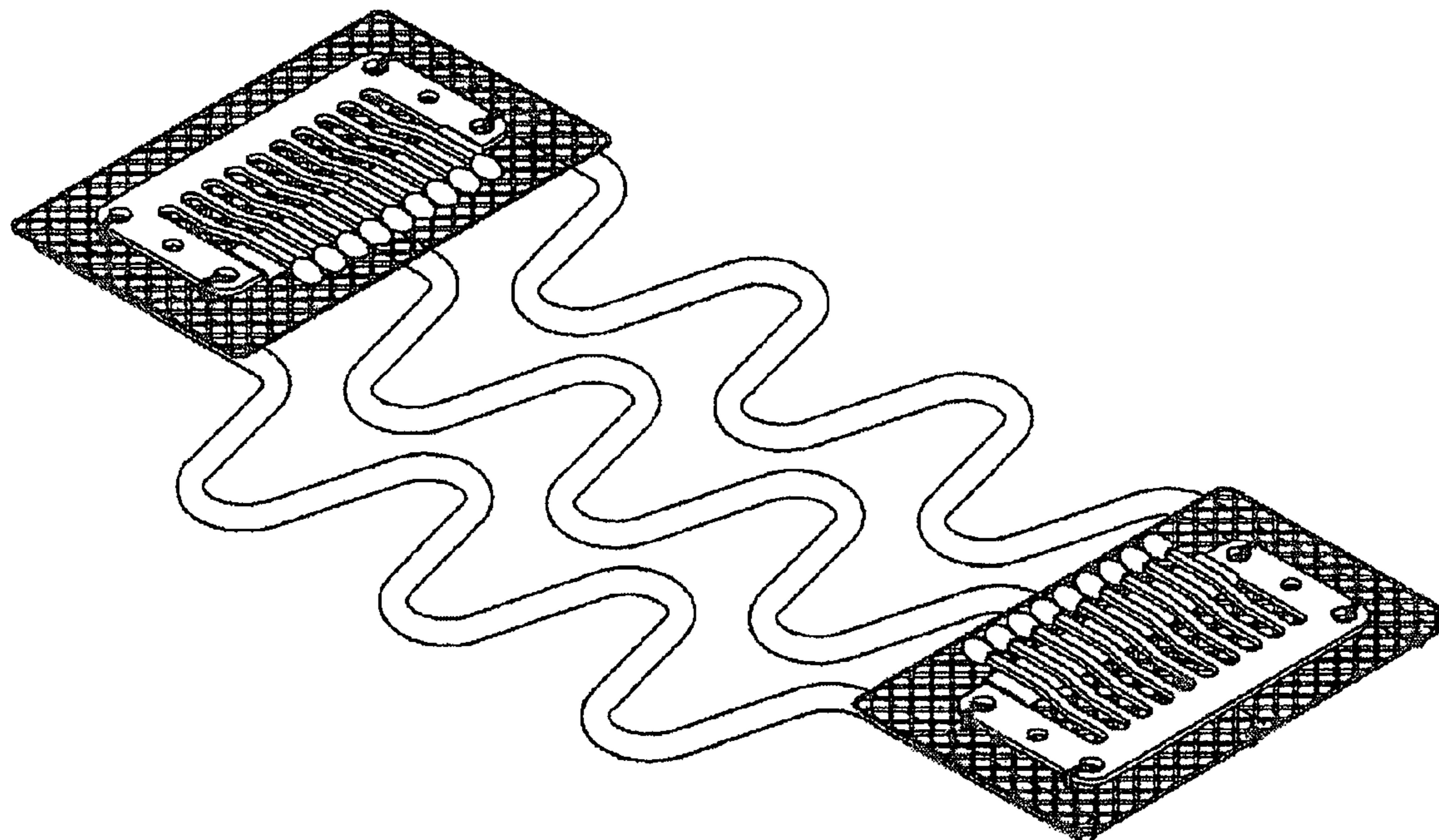
(57) **CLAIM**

The ornamental design for a base for a partial wig, as shown and described.

DESCRIPTION

FIG. 1 is a front perspective view of my new design for a base for a partial wig;
FIG. 2 is a front view thereof;
FIG. 3 is a rear view thereof;
FIG. 4 is a left side view thereof;
FIG. 5 is a right side view thereof;
FIG. 6 is a top plan view thereof; and,
FIG. 7 is a bottom plan view thereof.

1 Claim, 3 Drawing Sheets



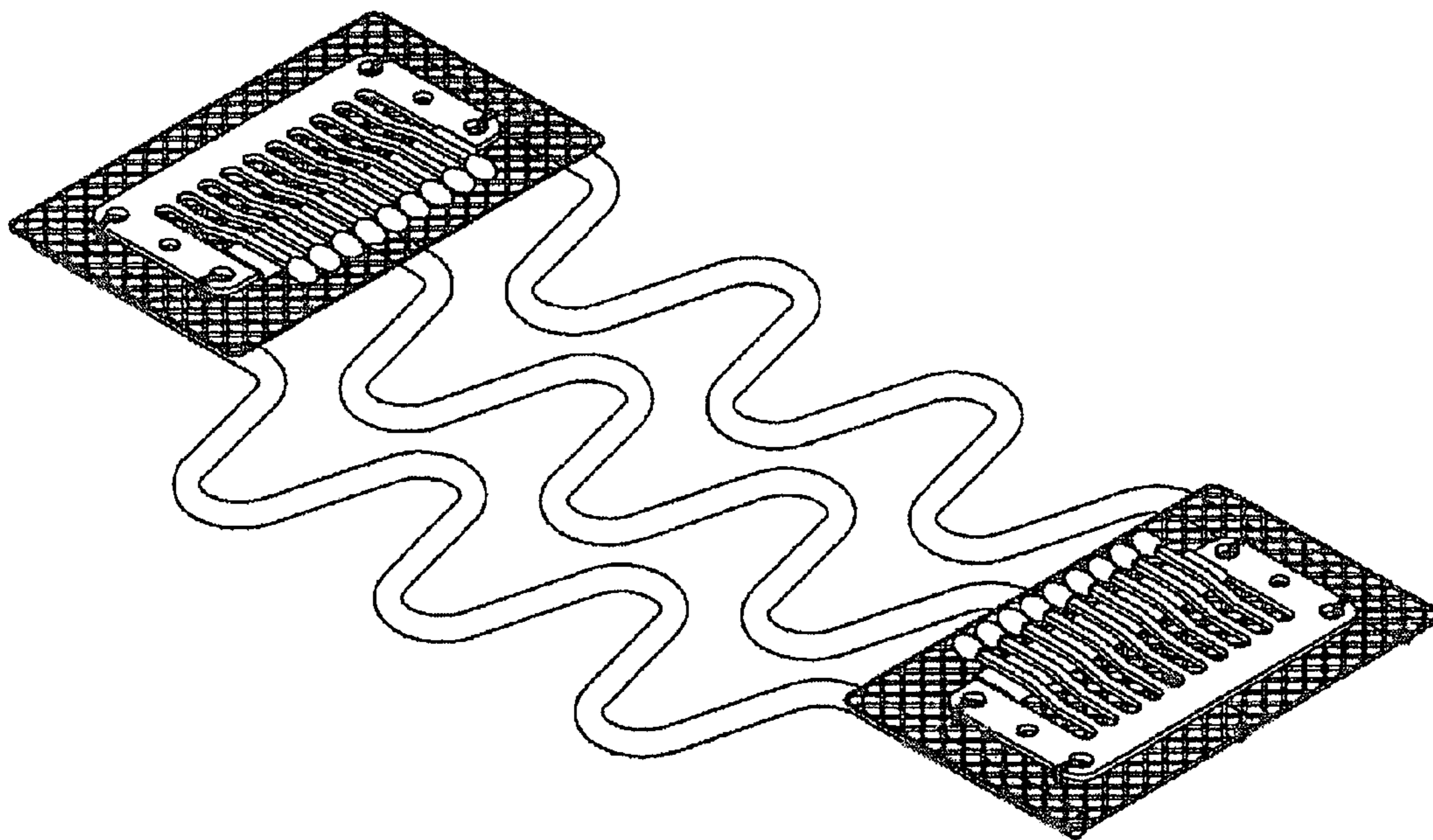


FIG. 1

FIG. 2



FIG. 3




FIG. 4



FIG. 5



FIG. 6

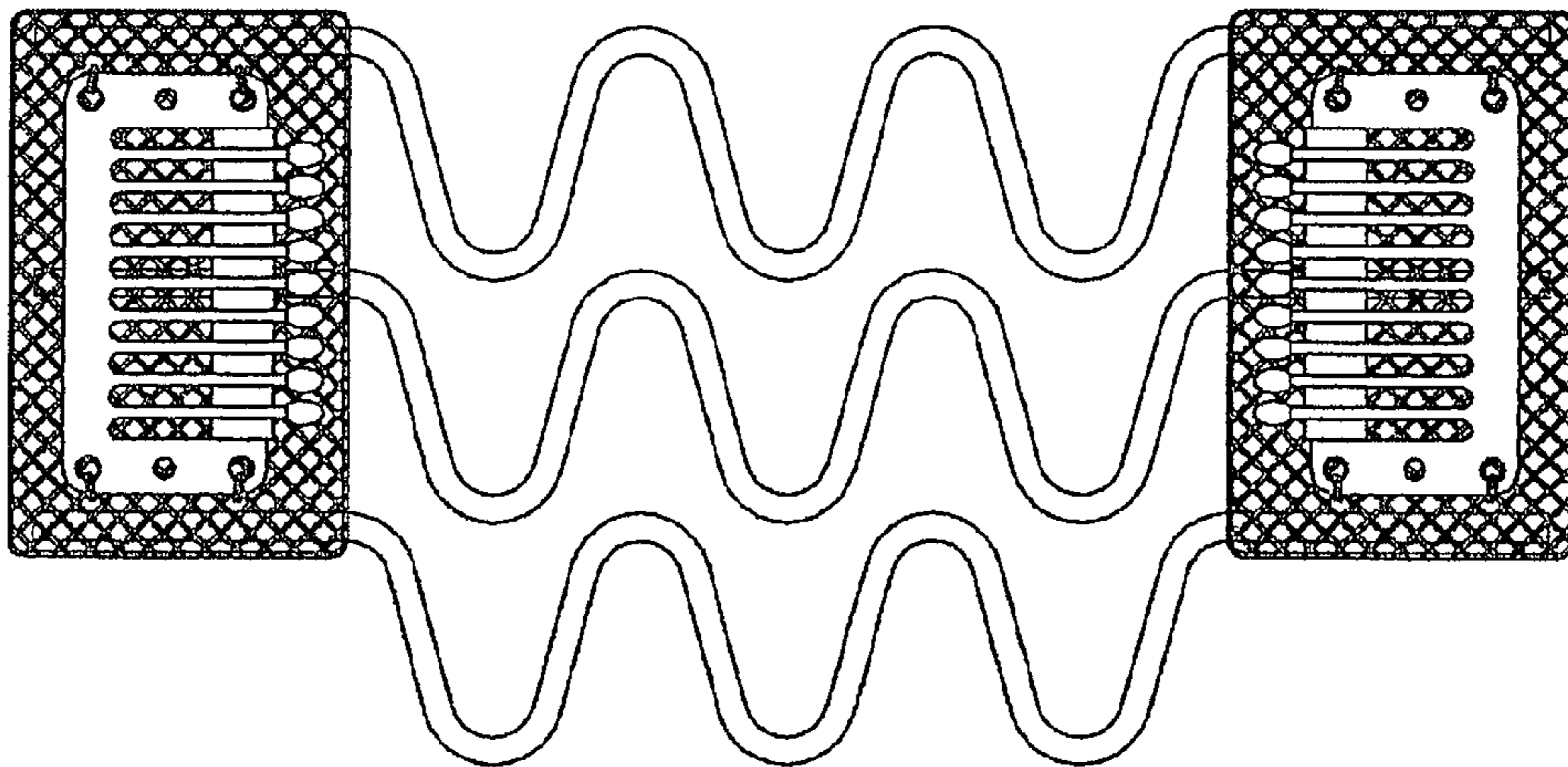


FIG. 7

