



US00D704865S

(12) **United States Design Patent**
Calmes

(10) **Patent No.:** **US D704,865 S**
(45) **Date of Patent:** **** May 13, 2014**

- (54) **FORMLINER**
- (75) **Inventor:** **Shane Calmes**, Onalaska, WI (US)
- (73) **Assignee:** **Advanced Formliners, LLC**, Onalaska, WI (US)
- (**) **Term:** **14 Years**
- (21) **Appl. No.:** **29/429,874**
- (22) **Filed:** **Aug. 17, 2012**
- (51) **LOC (10) Cl.** **25-01**
- (52) **U.S. Cl.**
USPC **D25/199**
- (58) **Field of Classification Search**
USPC D25/199, 141, 163; 249/6, 16, 189,
249/193, 207; 428/603, 604, 674
See application file for complete search history.

3,783,087 A	1/1974	Vecchiarelli
3,801,405 A	4/1974	Corkery et al.
4,011,702 A	3/1977	Matyas
4,133,481 A	1/1979	Bennett
4,239,824 A	12/1980	Kasten
4,393,108 A	7/1983	Barker et al.
4,695,033 A	9/1987	Imaeda et al.
4,858,410 A	8/1989	Goldman
4,859,511 A	8/1989	Patterson et al.
4,888,928 A	12/1989	Rea et al.
4,889,758 A	12/1989	Rinkewich
4,923,733 A	5/1990	Herbst
4,963,054 A	10/1990	Hayashi
5,002,817 A	3/1991	Jones
5,006,011 A	4/1991	Hiyashi

(Continued)

FOREIGN PATENT DOCUMENTS

EP	0449584	10/1991
JP	03-082508	4/1991

Primary Examiner — Doris Clark

(74) *Attorney, Agent, or Firm* — Vidas, Arrett & Steinkraus

(56) **References Cited**

U.S. PATENT DOCUMENTS

636,200 A	10/1899	Frink
777,656 A	12/1904	Banning
1,564,578 A	12/1925	Kennedy
1,809,504 A	6/1931	Carvel
1,945,024 A	1/1934	Coil et al.
2,114,710 A	4/1938	Holcomb
2,465,871 A	3/1949	Hardie et al.
2,627,100 A	2/1953	Jelks
2,654,935 A	10/1953	Ager
2,858,247 A	10/1958	Swart
2,876,927 A	3/1959	Henning
2,887,756 A *	5/1959	Brechel 249/13
2,964,800 A	12/1960	Dorsett
2,974,716 A	3/1961	Fourness
3,349,158 A	10/1967	Maynard
3,382,640 A	5/1968	Thomas et al.
3,411,257 A	11/1968	Yaremchuk
3,419,457 A	12/1968	Bleasdale
3,594,968 A	7/1971	Johnson
3,602,476 A	8/1971	Iragorri

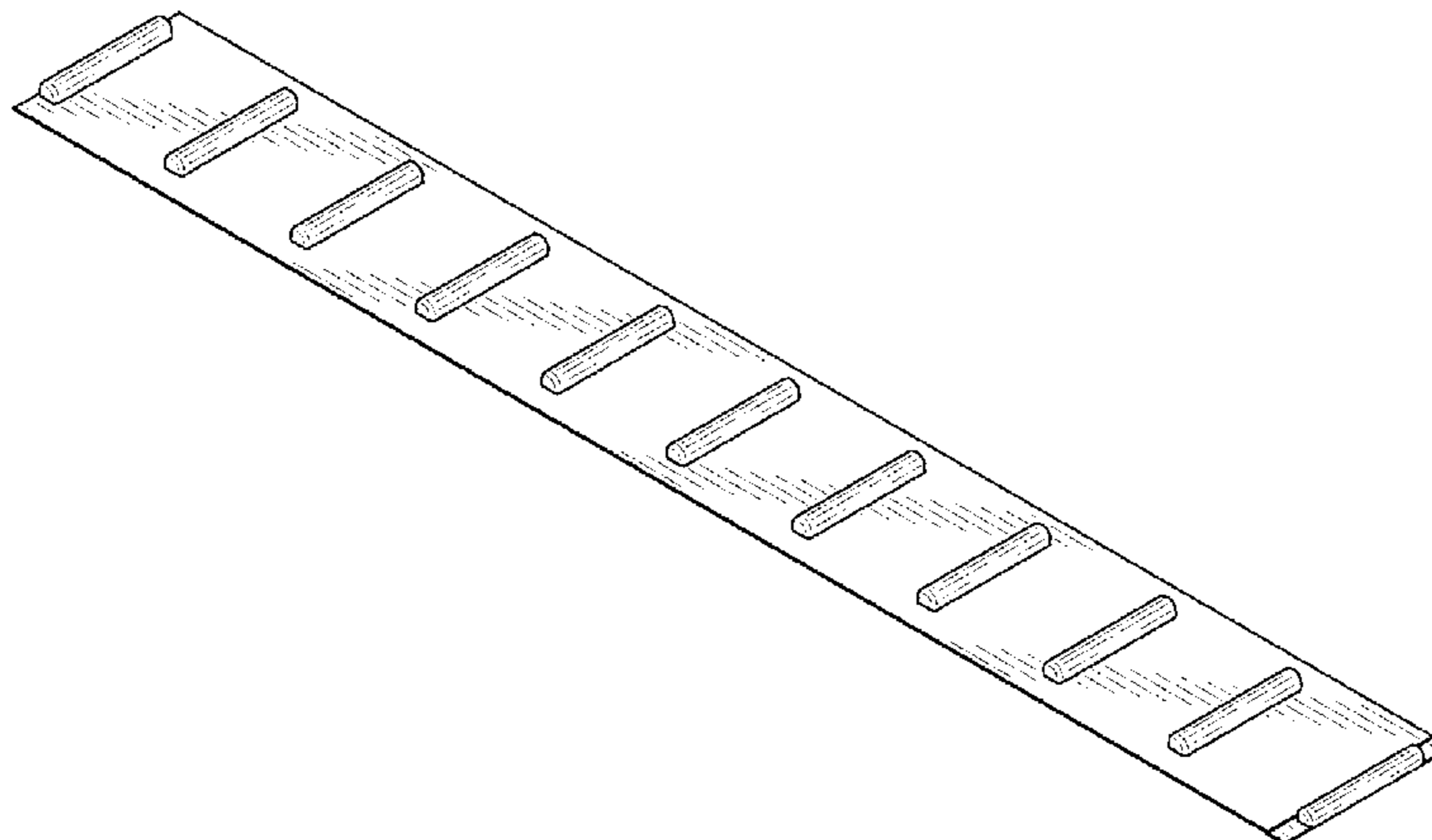
(57) **CLAIM**

The ornamental design for a formliner, as shown and described.

DESCRIPTION

FIG. 1 is a perspective view of the formliner from a top angle.
 FIG. 2 is a top plan view of the formliner.
 FIG. 3 is a bottom view of the formliner.
 FIG. 4 is a first side view of the formliner.
 FIG. 5 is a second side view of the formliner.
 FIG. 6 is a first end view of the formliner.
 FIG. 7 is a second end view of the formliner.
 FIG. 8 is a bottom perspective view of the formliner; and,
 FIG. 9 is a partial sectional view of the formliner according to line 9-9 of FIG. 2.

1 Claim, 5 Drawing Sheets



(56)

References Cited

U.S. PATENT DOCUMENTS

5,038,541 A	8/1991	Gibbar, Jr.	7,658,050 B2	2/2010	Bouchard et al.
5,162,150 A	11/1992	Buis et al.	7,871,054 B2	1/2011	Walters
5,242,738 A	9/1993	Furuya et al.	7,963,499 B2	6/2011	Fitzgerald et al.
5,268,137 A	12/1993	Scott et al.	D648,450 S	11/2011	Drummond
5,268,213 A	12/1993	Murakami et al.	8,074,957 B2	12/2011	Fitzgerald et al.
5,277,009 A	1/1994	Yamaguchi et al.	8,181,930 B2	5/2012	Fasching et al.
5,489,462 A	2/1996	Sieber	D674,517 S *	1/2013	Scott, III D25/199
5,667,190 A	9/1997	Scott et al.	2002/0106504 A1	8/2002	Stott
5,701,710 A	12/1997	Tremelling	2004/0226230 A1	11/2004	Ritzer
5,787,667 A	8/1998	Sheahan et al.	2005/0064128 A1	3/2005	Lane et al.
5,822,937 A	10/1998	Mahony et al.	2005/0097827 A1	5/2005	Jordan
5,887,846 A	3/1999	Hupp	2006/0091282 A1	5/2006	Walters
5,900,180 A	5/1999	Scott et al.	2006/0131475 A1 *	6/2006	Testa 249/207
6,024,339 A *	2/2000	Gates 249/45	2006/0157634 A1	7/2006	Nasvik
6,041,567 A	3/2000	Passeno	2006/0180731 A1	8/2006	Scott et al.
6,059,257 A	5/2000	Scott, III	2007/0151184 A1	7/2007	Wise et al.
6,127,020 A	10/2000	Bacon, Jr. et al.	2007/0209308 A1	9/2007	Barrett
6,164,037 A	12/2000	Passeno	2007/0217865 A1	9/2007	Castonguay et al.
6,335,073 B1	1/2002	Kock et al.	2009/0100774 A1	4/2009	Fasching et al.
D479,614 S	9/2003	Scott et al.	2010/0071308 A1	3/2010	Fitzgerald et al.
6,857,248 B2	2/2005	Ouellet et al.	2010/0155569 A1	6/2010	Walters et al.
			2010/0314527 A1	12/2010	Fitzgerald et al.
			2012/0074604 A1	3/2012	Calmes

* cited by examiner

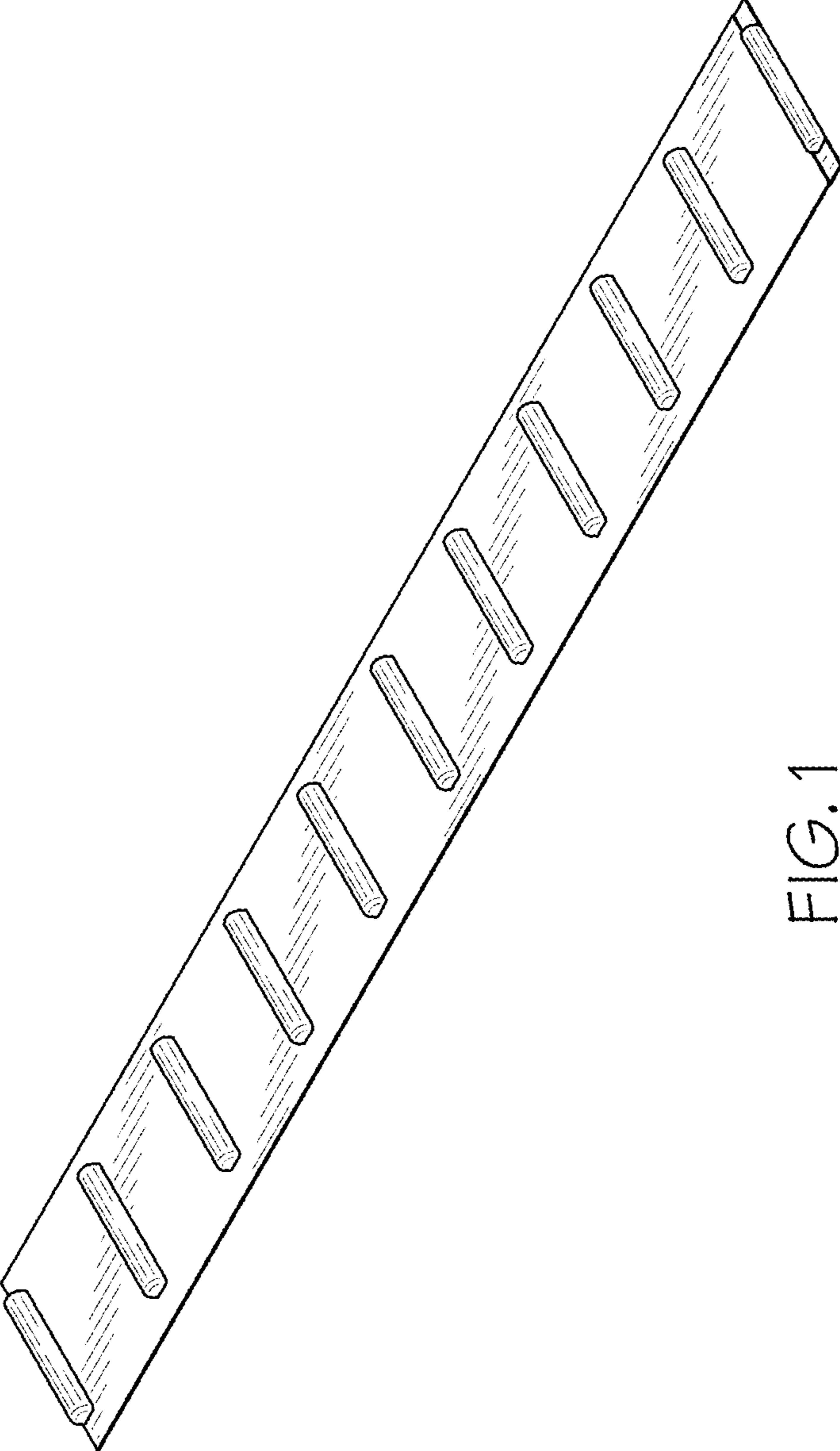


FIG. 1

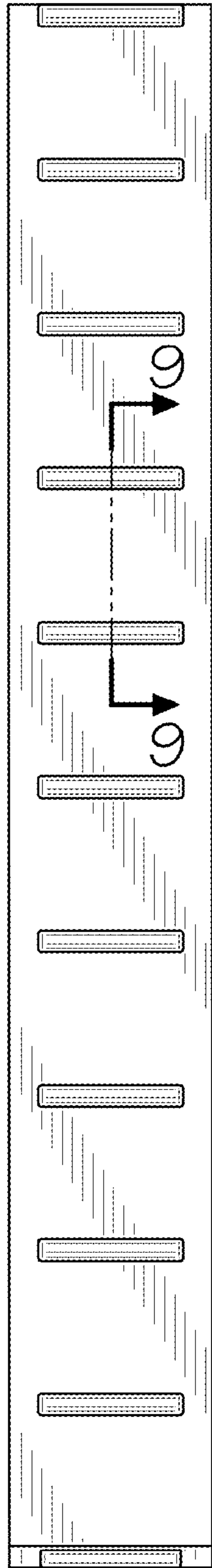


FIG. 2

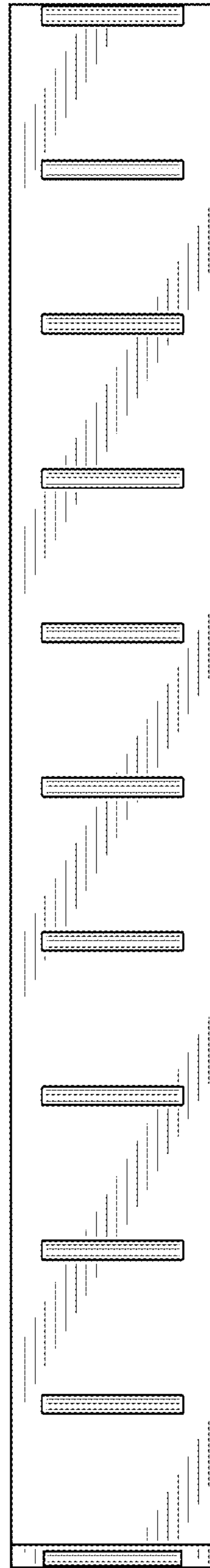


FIG. 3



FIG. 4



FIG. 5




FIG. 6



FIG. 7

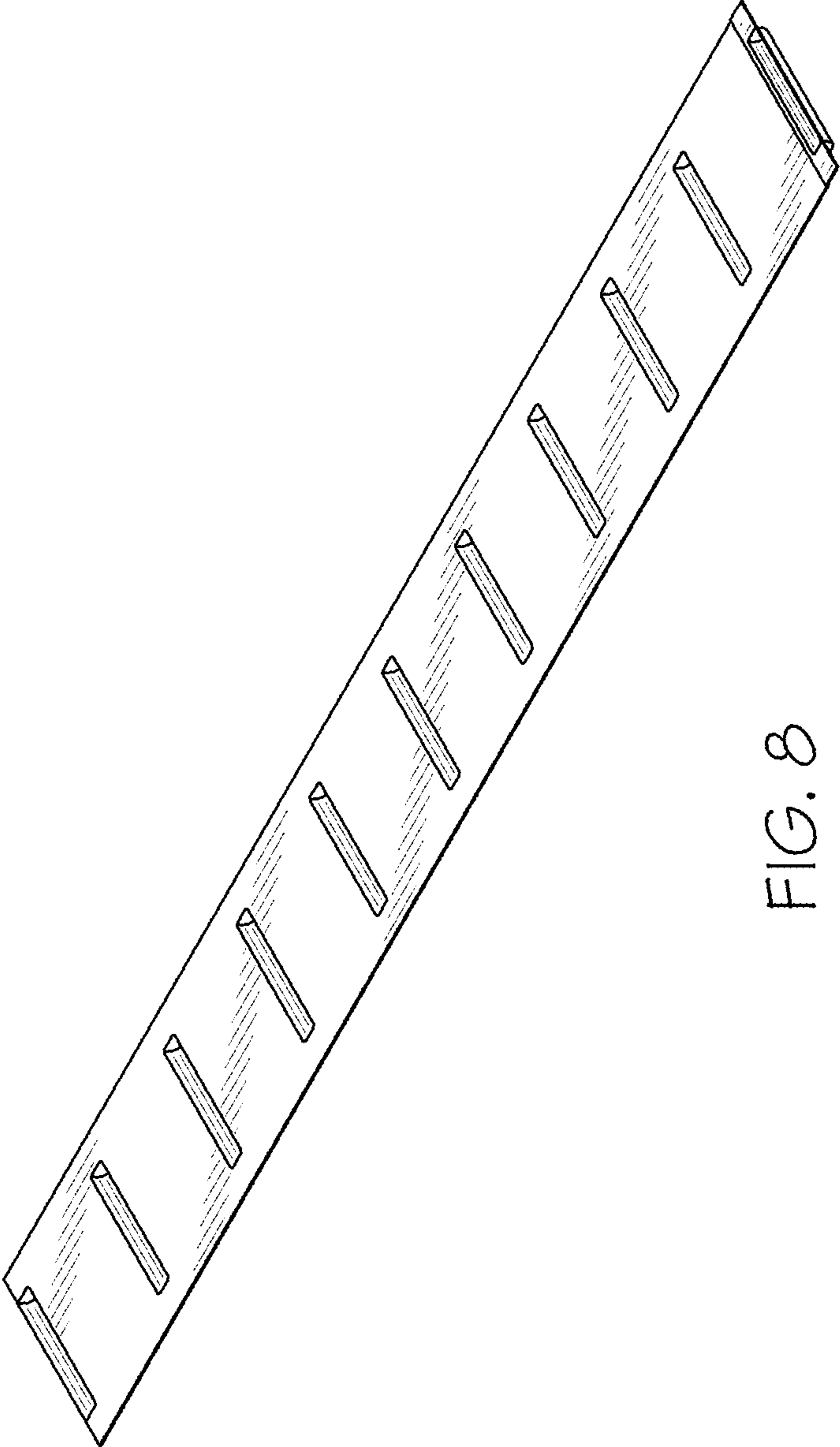


FIG. 8

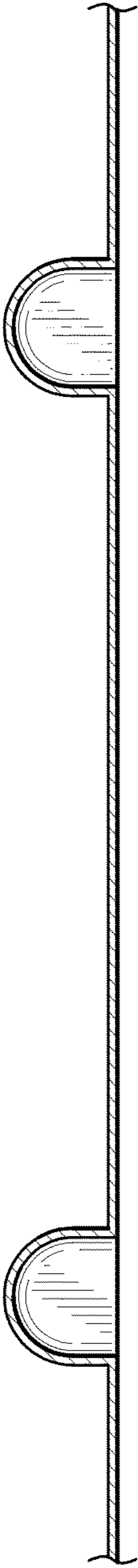


FIG. 9