



US00D704863S

(12) **United States Design Patent**  
**Yaw**

(10) **Patent No.:** **US D704,863 S**

(45) **Date of Patent:** **\*\* May 13, 2014**

- (54) **FAUX STONE CEILING TILE**
- (76) Inventor: **Guy E. Yaw**, Edmond, OK (US)
- (\*\*) Term: **14 Years**
- (21) Appl. No.: **29/428,403**
- (22) Filed: **Jul. 31, 2012**
- (51) **LOC (10) Cl.** ..... **25-01**
- (52) **U.S. Cl.**  
USPC ..... **D25/163**
- (58) **Field of Classification Search**  
USPC ..... D25/138, 151, 163; 52/314, 435, 762,  
52/506.06; 428/51  
See application file for complete search history.

- D571,935 S \* 6/2008 Park et al. .... D25/151
- D578,669 S 10/2008 Kaump
- D582,061 S 12/2008 Park
- D659,265 S 5/2012 Kurtz
- D662,618 S 6/2012 Englert
- 2009/0235600 A1\* 9/2009 Logan et al. .... 52/314
- 2010/0005743 A1\* 1/2010 Anderson ..... 52/314

\* cited by examiner

*Primary Examiner* — Doris Clark

(74) *Attorney, Agent, or Firm* — QuickPatents; Kevin Prince

(57) **CLAIM**

I claim the ornamental design for a faux stone ceiling tile, as shown and described.

**DESCRIPTION**


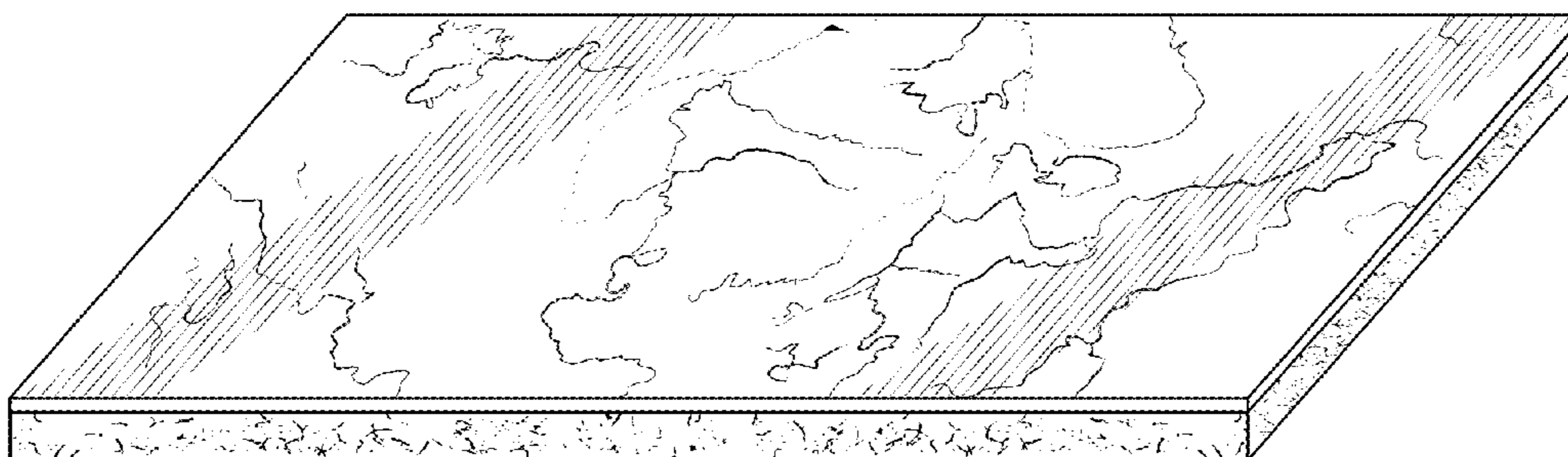
FIG. 1 is a bottom perspective view of a faux stone ceiling tile, showing my new design;  
 FIG. 2 is a bottom plan view thereof;  
 FIG. 3 is a top plan view thereof;  
 FIG. 4 is a left-side elevational view thereof, the right-side elevational view being a mirror image thereof; and,  
 FIG. 5 is a front elevational view thereof, the rear elevational view being a mirror image thereof.  
 The shading pattern on the bottom and side edges of the design denote a rough acoustic ceiling tile surface.

**1 Claim, 2 Drawing Sheets**

(56) **References Cited**

U.S. PATENT DOCUMENTS

- 3,177,279 A \* 4/1965 Bilodeau ..... 264/255
- D212,750 S 11/1968 Claussen
- D213,688 S 4/1969 Gaffney
- D244,802 S 6/1977 Kies
- D341,897 S 11/1993 Benavent Adrian
- D422,094 S \* 3/2000 Wolfrum ..... D25/138
- D441,466 S 5/2001 Boone
- D476,093 S \* 6/2003 Lynch et al. .... D25/163
- D486,922 S 2/2004 Baxter



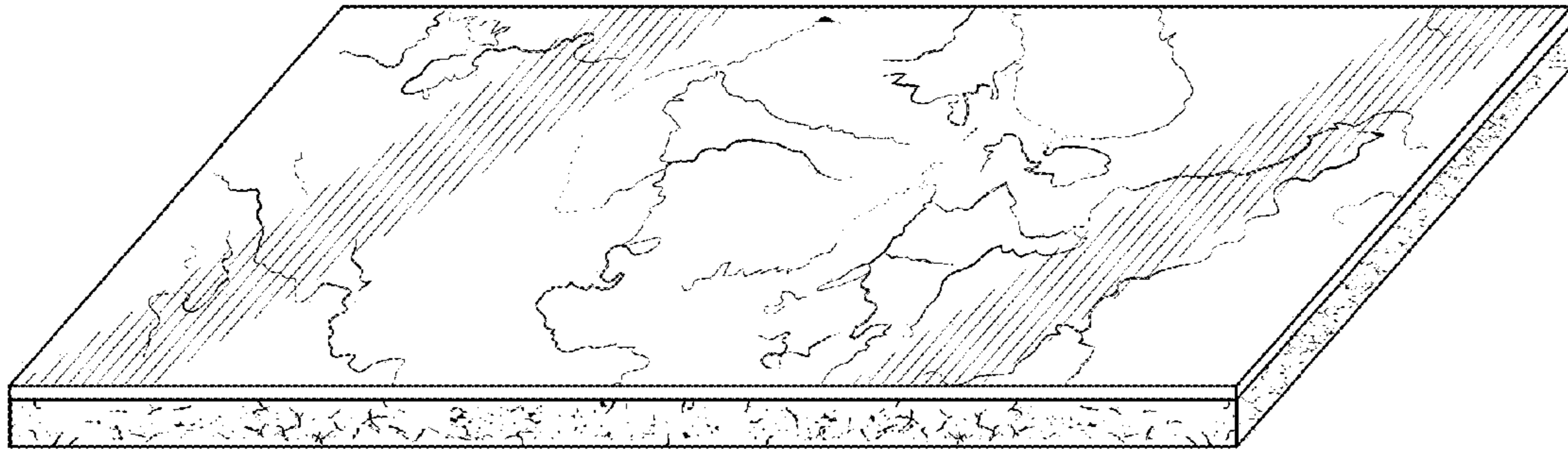


FIG. 1

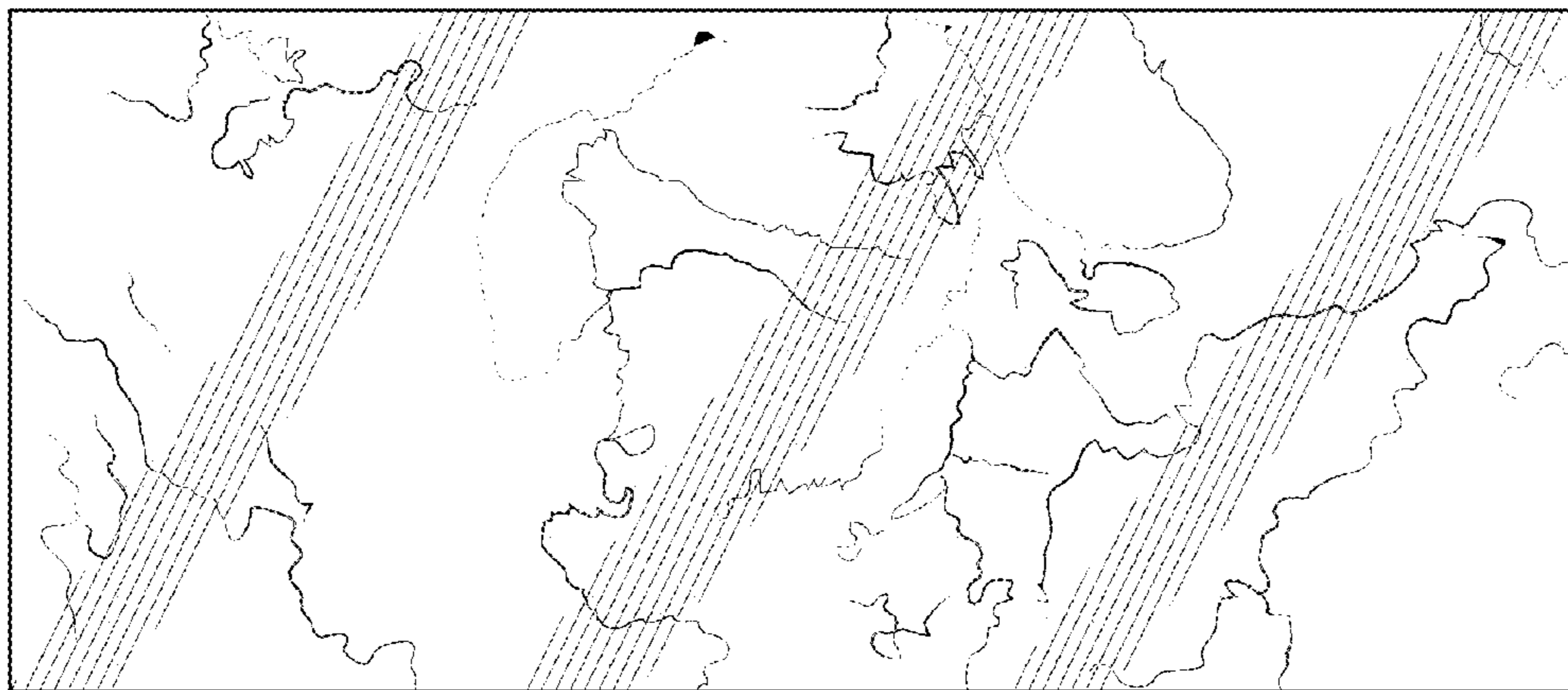


FIG. 2




FIG. 3




FIG. 4



FIG. 5