



US00D704861S

(12) **United States Design Patent**  
**Waters et al.**

(10) **Patent No.:** **US D704,861 S**  
(45) **Date of Patent:** **\*\* May 13, 2014**

(54) **CEILING PANEL**

(71) Applicants: **James R. Waters**, Lancaster, PA (US);  
**Nathan J. Baxter**, Lancaster, PA (US)

(72) Inventors: **James R. Waters**, Lancaster, PA (US);  
**Nathan J. Baxter**, Lancaster, PA (US)

(73) Assignee: **AWI Licensing Company**, Wilmington,  
DE (US)

(\*\*) Term: **14 Years**

(21) Appl. No.: **29/435,418**

(22) Filed: **Oct. 24, 2012**

(51) **LOC (10) Cl.** ..... **25-01**

(52) **U.S. Cl.**  
USPC ..... **D25/138**

(58) **Field of Classification Search**  
USPC ..... 52/314, 762, 506.06, 144, 145; D25/58,  
D25/138, 153, 156, 157, 163  
See application file for complete search history.

(56) **References Cited**

**U.S. PATENT DOCUMENTS**

D257,742 S	12/1980	Gerlach
4,393,631 A	7/1983	Krent
D299,872 S	2/1989	Jennings
D405,200 S	2/1999	Hines

D458,695 S	6/2002	Langue
D464,737 S	10/2002	Gulbrandsen et al.
D474,550 S *	5/2003	Wendt ..... D25/138
6,782,670 B2 *	8/2004	Wendt ..... 52/506.07
D575,416 S *	8/2008	LaBrash et al. .... D25/138
7,428,801 B2 *	9/2008	Ostenfeldt ..... 52/144
D603,066 S *	10/2009	Warren et al. .... D25/138
2006/0016145 A1	1/2006	Lonneman

\* cited by examiner

*Primary Examiner* — Doris Clark

(74) *Attorney, Agent, or Firm* — Amy M. Fernandez

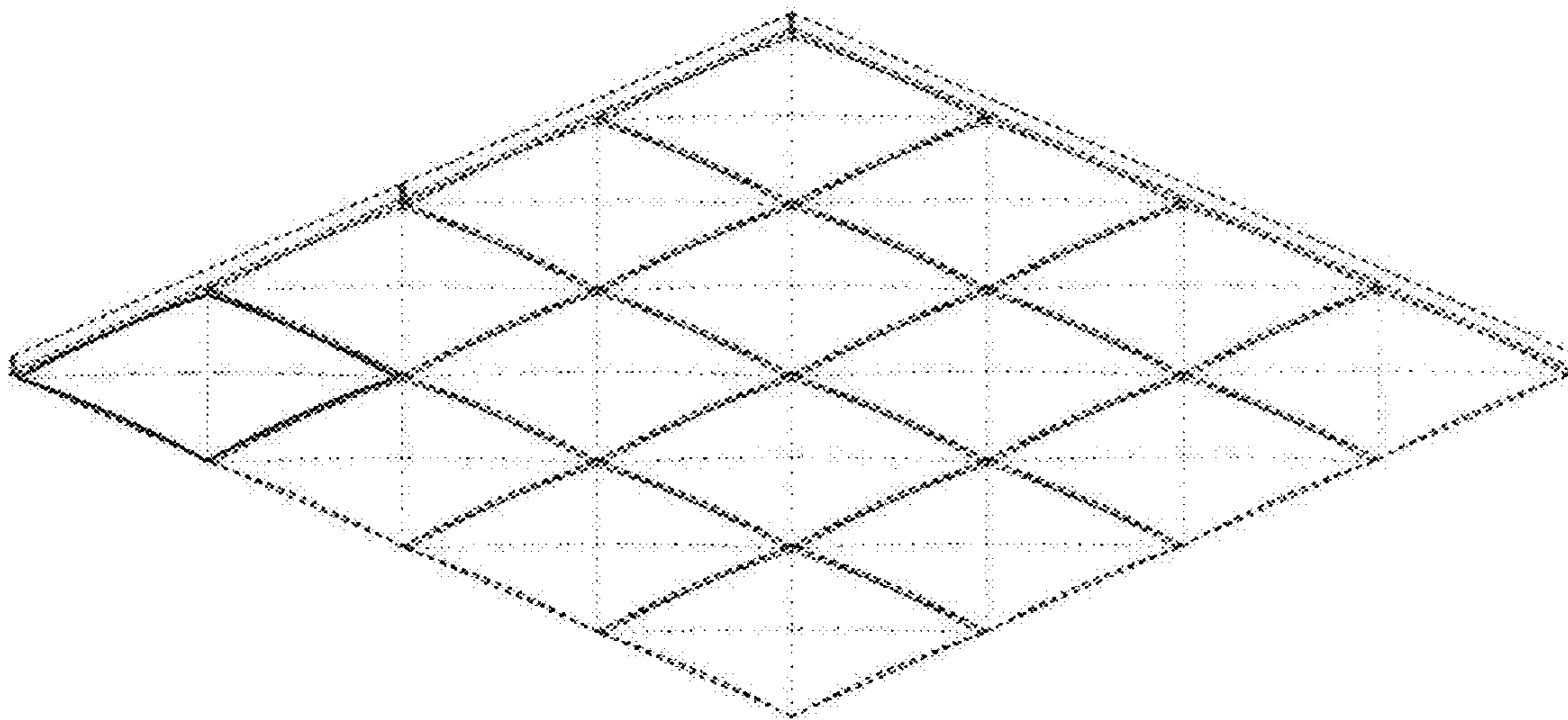
(57) **CLAIM**

The ornamental design for a ceiling panel, as shown and described.

**DESCRIPTION**

FIG. 1 is a top plan view of a ceiling panel showing our new design;  
 FIG. 2 is a perspective view thereof;  
 FIG. 3 is side elevation view thereof;  
 FIG. 4 is a perspective view of the ceiling panel shown in FIGS. 1-3. The broken lines showing suspension hardware and like ceiling panels for the purpose of illustrating the environment and such broken lines form no part of the claimed design; and,  
 FIG. 5 is a top plan view of FIG. 4. The broken lines showing suspension hardware and like ceiling panels for the purpose of illustrating the environment and such broken lines form no part of the claimed design.

**1 Claim, 2 Drawing Sheets**






Figure 1

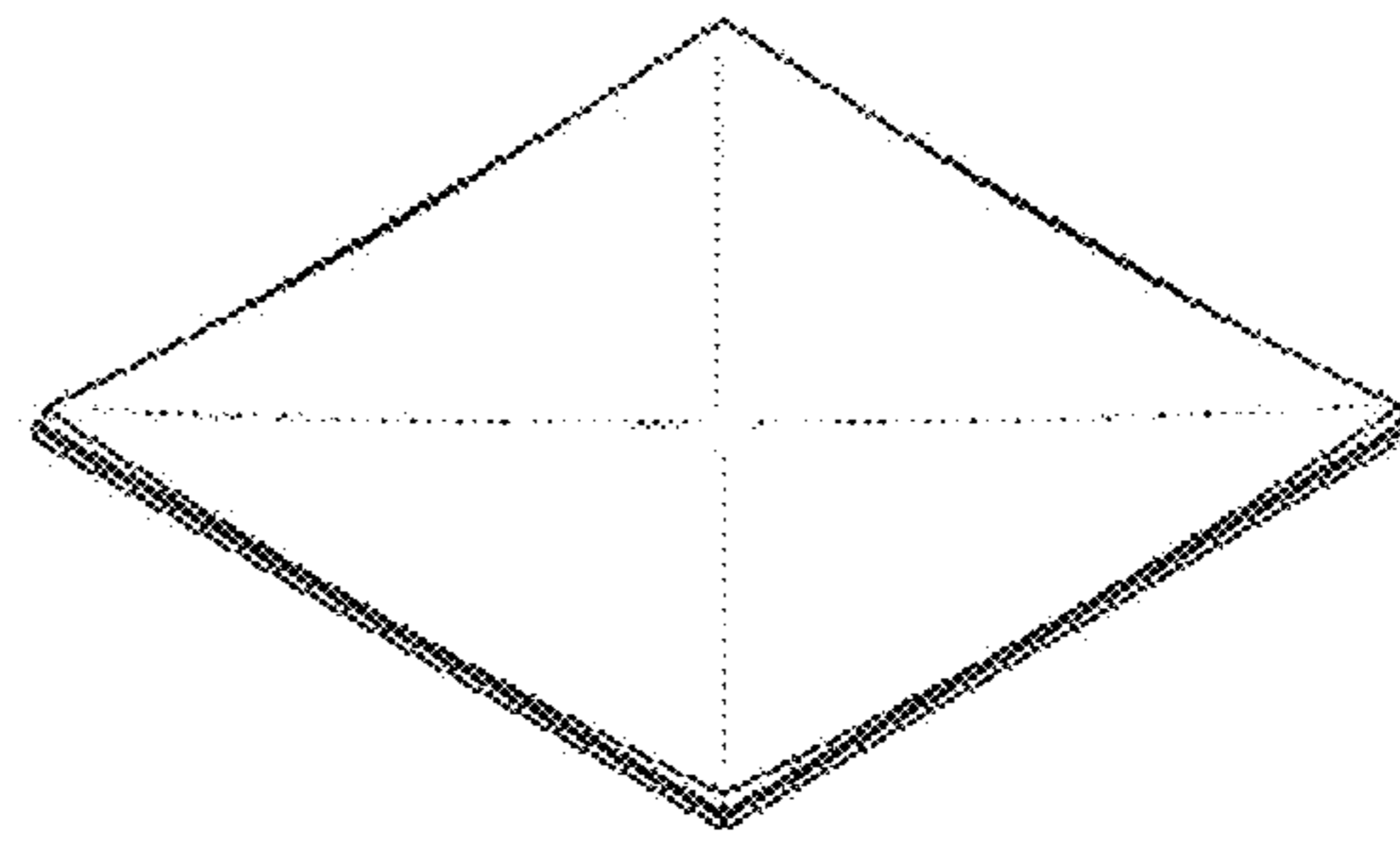


Figure 2




Figure 3

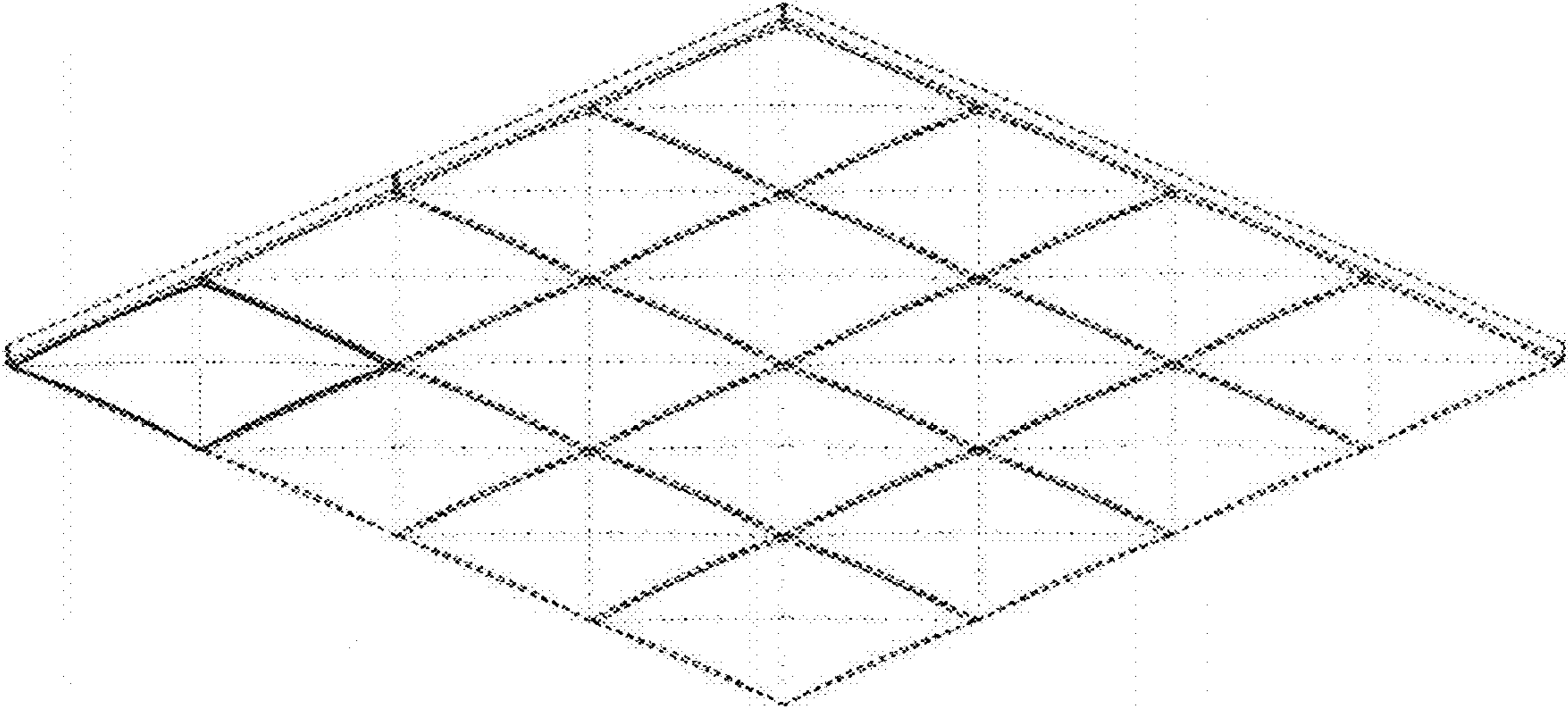


Figure 4

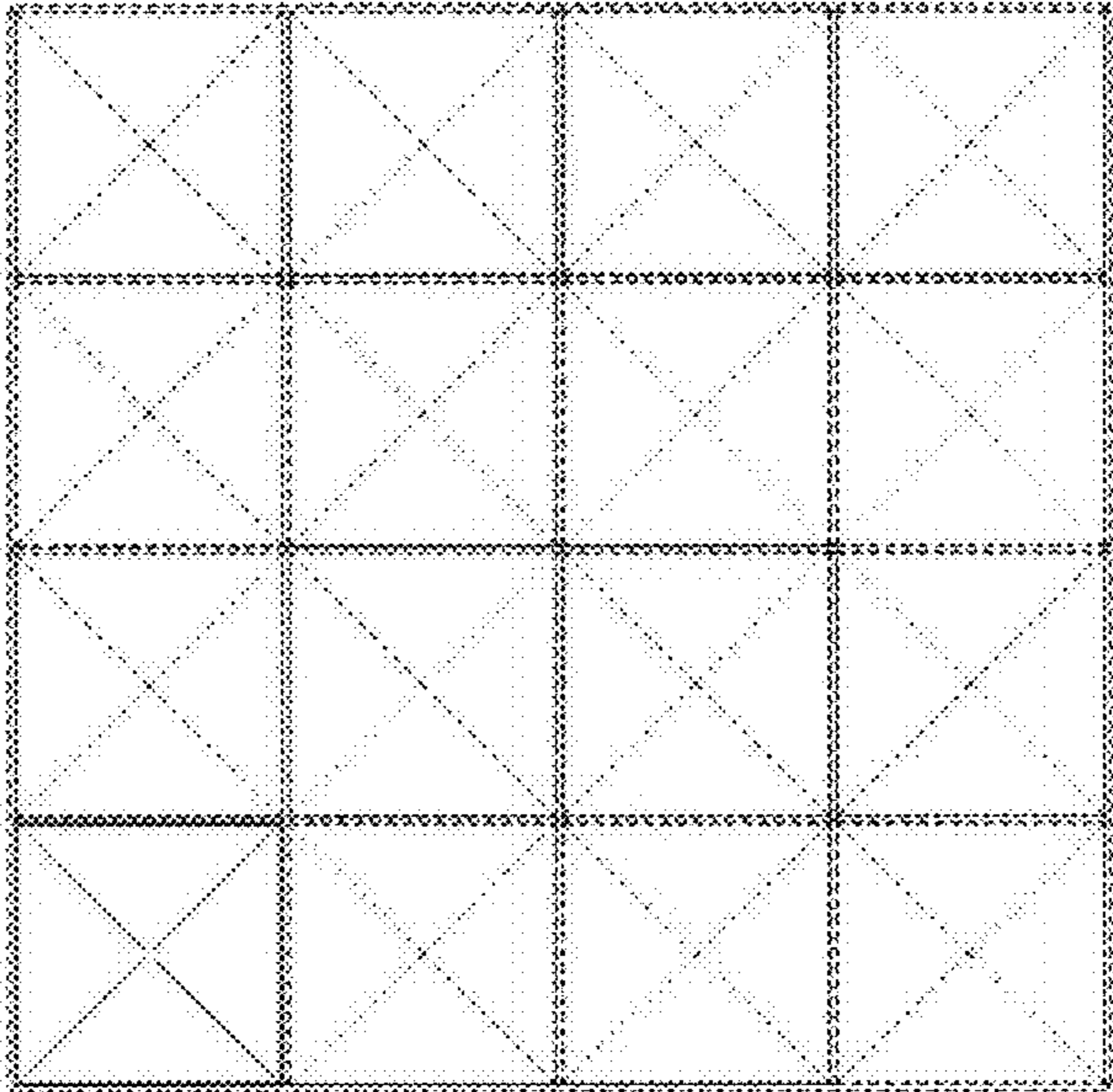


Figure 5