



US00D704860S

(12) **United States Design Patent**
McIntyre et al.

(10) **Patent No.:** **US D704,860 S**

(45) **Date of Patent:** **** May 13, 2014**

(54) **ROUTED PANEL**

(76) Inventors: **J. Andrew McIntyre**, Hudson, OH (US);
David S. Altfeld, Alpharetta, GA (US);
James C. Billak, Alpharetta, GA (US);
Brandon R. Johnson, Milton, GA (US);
Peter J. DeSantis, Alpharetta, GA (US)

(**) Term: **14 Years**

(21) Appl. No.: **29/431,863**

(22) Filed: **Sep. 11, 2012**

(51) **LOC (10) Cl.** **25-01**

(52) **U.S. Cl.**
USPC **D25/138**

(58) **Field of Classification Search**
USPC D25/138; 52/235, 588.1, 435, 458, 762,
52/578, DIG. 6
See application file for complete search history.

(56) **References Cited**

U.S. PATENT DOCUMENTS

5,265,396 A * 11/1993 Amimoto 52/745.12
6,000,178 A * 12/1999 Goodings 52/235

7,571,578 B2 * 8/2009 Moody et al. 52/481.1
D611,170 S * 3/2010 Hiner D25/138
D620,145 S * 7/2010 Henriquez D25/138
2009/0241444 A1 * 10/2009 Griffiths 52/235

* cited by examiner

Primary Examiner — Doris Clark

(74) *Attorney, Agent, or Firm* — Joseph H. Taddeo

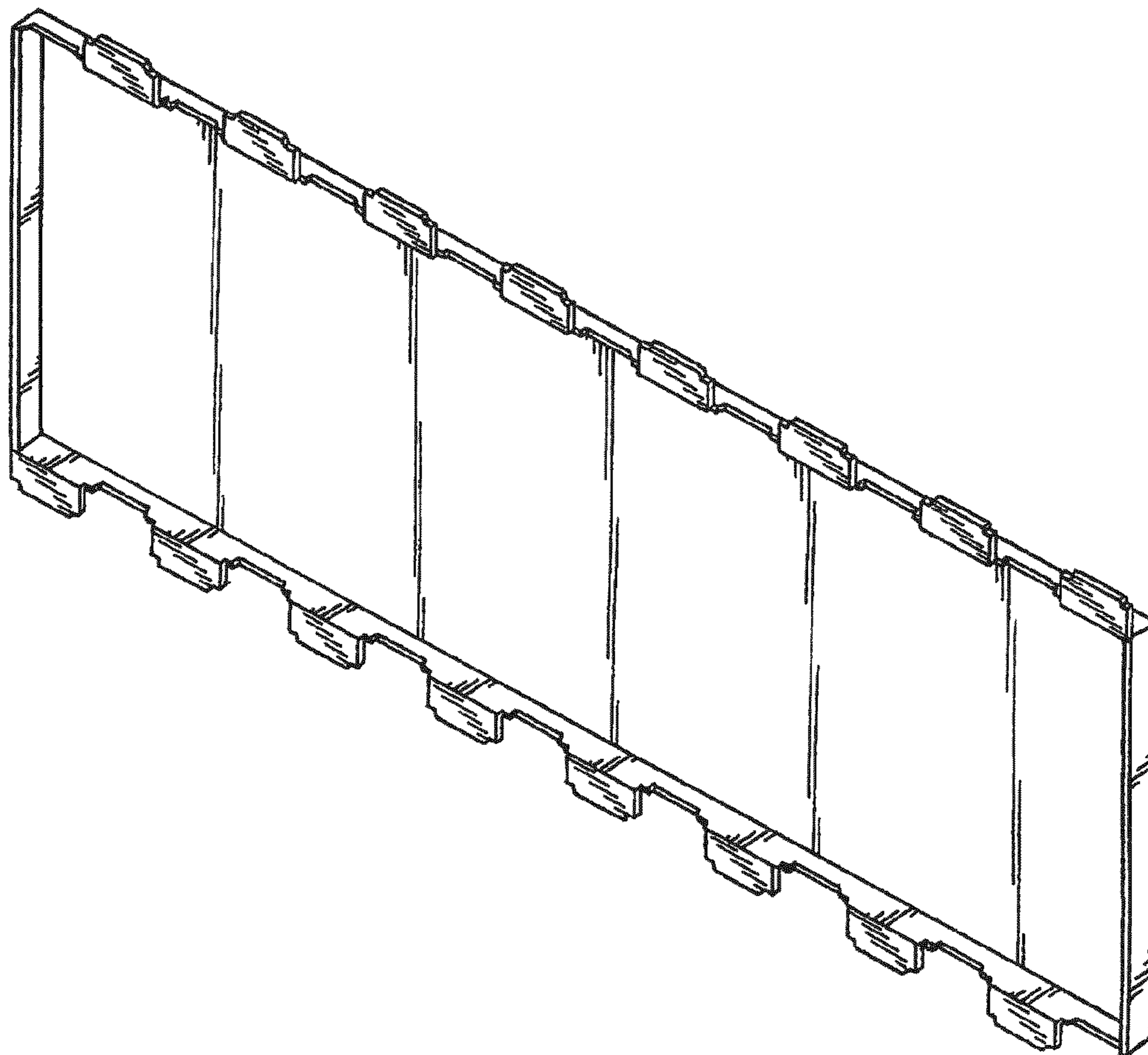
(57) **CLAIM**

The ornamental design for a routed panel, as shown and described.

DESCRIPTION

FIG. 1 is a ¼ perspective view of the invention;
FIG. 2 is a left side view thereof; The right side view is identical with no additional ornamental features;
FIG. 3 is a top view thereof;
FIG. 4 is a bottom view thereof; and,
FIG. 5 is a front view thereof; The back view is identical with no additional ornamental features.

1 Claim, 2 Drawing Sheets



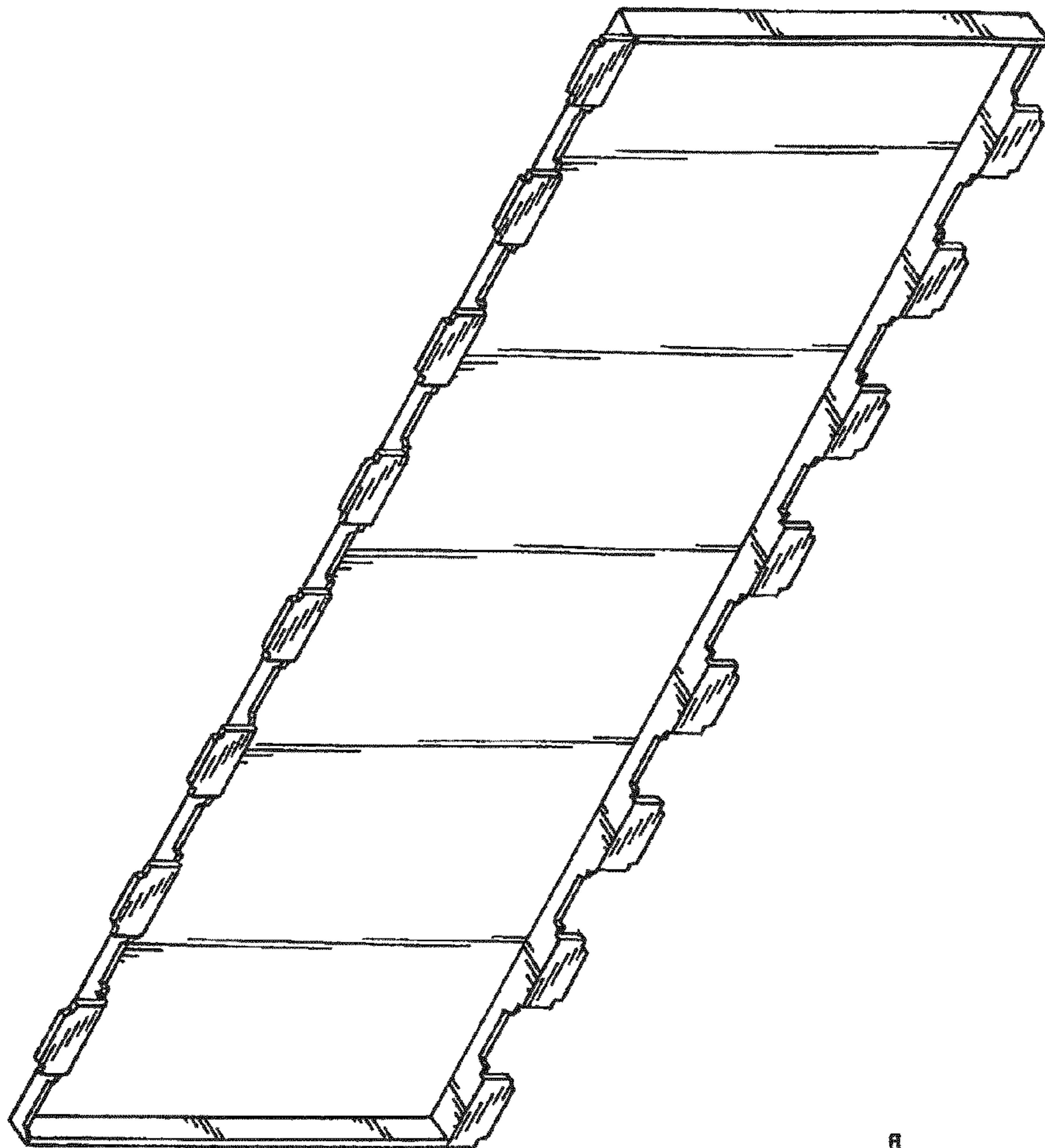


FIG. 1



FIG. 5



FIG. 2

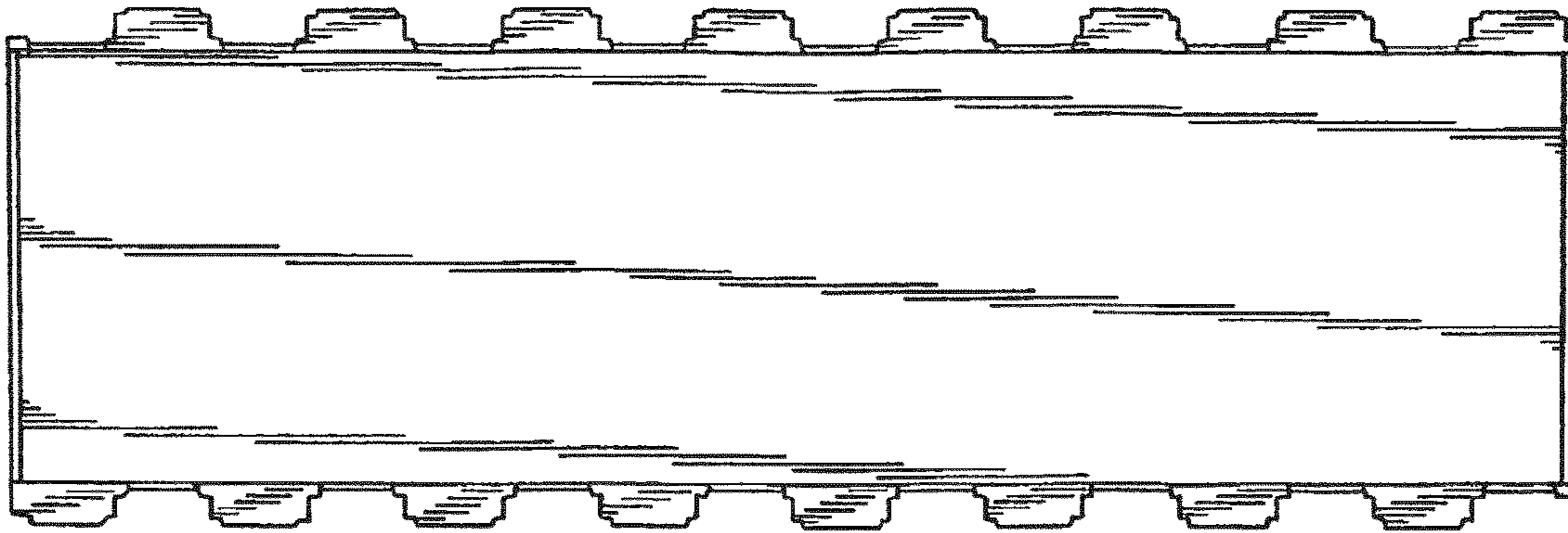


FIG.3

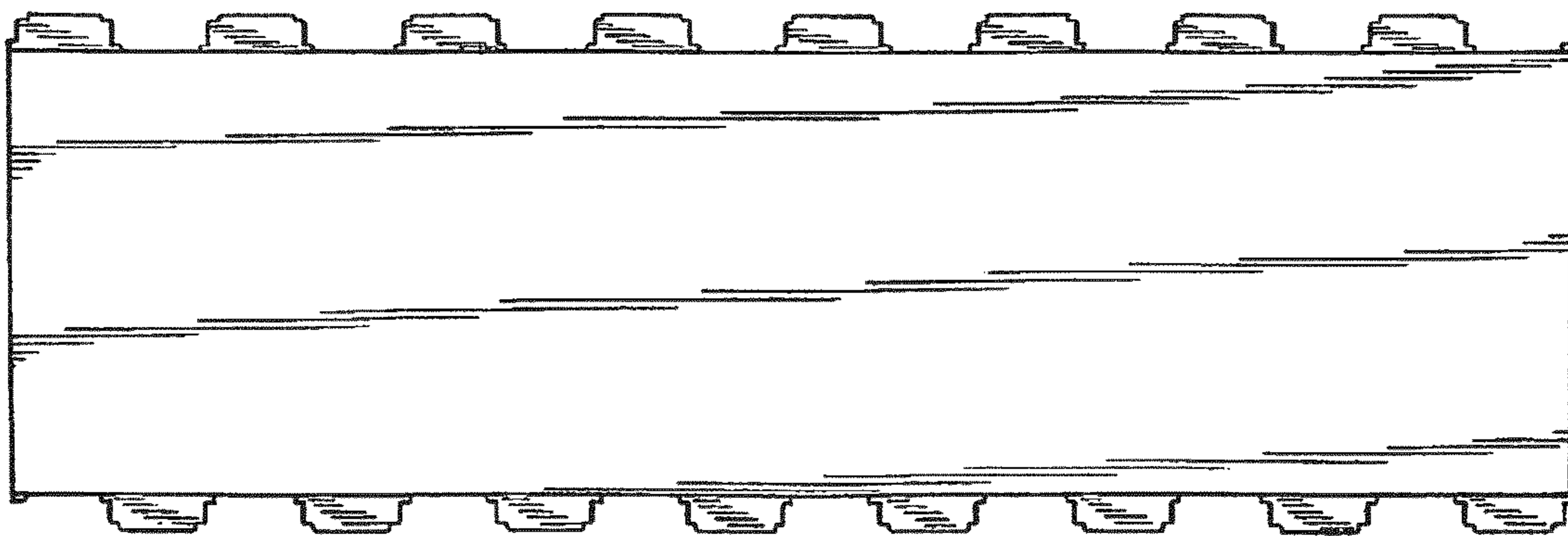


FIG.4