



US00D704851S

(12) **United States Design Patent**
Douglas

(10) **Patent No.:** **US D704,851 S**

(45) **Date of Patent:** **** May 13, 2014**

(54) **LIGHT THERAPY LAMP**

(75) Inventor: **Ryan J. Douglas**, Stillwater, MN (US)

(73) Assignee: **Verilux, Inc.**, Waitsfield, VT (US)

(**) Term: **14 Years**

(21) Appl. No.: **29/432,394**

(22) Filed: **Sep. 14, 2012**

(51) **LOC (10) Cl.** **28-03**

(52) **U.S. Cl.**
USPC **D24/209**

(58) **Field of Classification Search**
USPC D24/210, 209, 200, 158, 176; 362/555,
362/545, 800, 294, 249, 267; D26/2, 29,
D26/37, 39, 41, 104; 606/2-4, 16, 131;
607/88-95; 433/29; 601/15

See application file for complete search history.

(56) **References Cited**

U.S. PATENT DOCUMENTS

D350,205 S *	8/1994	Yamasaki et al.	D24/200
D350,206 S *	8/1994	Mochida	D24/200
D361,619 S *	8/1995	Phleps et al.	D24/158
D435,912 S *	1/2001	Muller	D24/210
D442,286 S	5/2001	Dumas		
D480,480 S	10/2003	Lomberg et al.		
6,801,808 B2 *	10/2004	Lee	607/76
D510,627 S	10/2005	Lomberg et al.		
D530,040 S	10/2006	Smith et al.		
D553,273 S *	10/2007	Jim	D26/37
D570,346 S *	6/2008	Suk et al.	D14/341

D580,430 S *	11/2008	Wei	D14/341
D581,056 S *	11/2008	Kurokawa et al.	D24/186
D598,148 S	8/2009	Leslie et al.		
D599,485 S	9/2009	Burrows et al.		
D611,160 S	3/2010	Fernie et al.		
D614,771 S *	4/2010	Stead	D24/158
D630,604 S *	1/2011	Hirano et al.	D14/138 AA
D632,277 S *	2/2011	Lu	D14/138 AA
D641,490 S	7/2011	Fernie et al.		
D647,626 S	10/2011	Nitsch		
D666,352 S	8/2012	Wang		
D668,700 S *	10/2012	Jim	D16/135

* cited by examiner

Primary Examiner — David Muller

(74) *Attorney, Agent, or Firm* — Dardi & Herbert, PLLC.;
Curtis B. Herbert

(57) **CLAIM**

I claim the ornamental design for light therapy lamp, as shown.

DESCRIPTION

FIG. 1 is a perspective view of a lamp showing Applicant's new design;

FIG. 2 is a right-side elevational view thereof;

FIG. 3 is a left-side elevational view thereof;

FIG. 4 is a front elevational view thereof;


FIG. 5 is a back elevational view thereof;

FIG. 6 is a top plan view thereof; and,

FIG. 7 is a bottom plan view thereof.

The broken lines shown on the drawings depict portions of the light fixture that form no part of the claimed design.

1 Claim, 7 Drawing Sheets



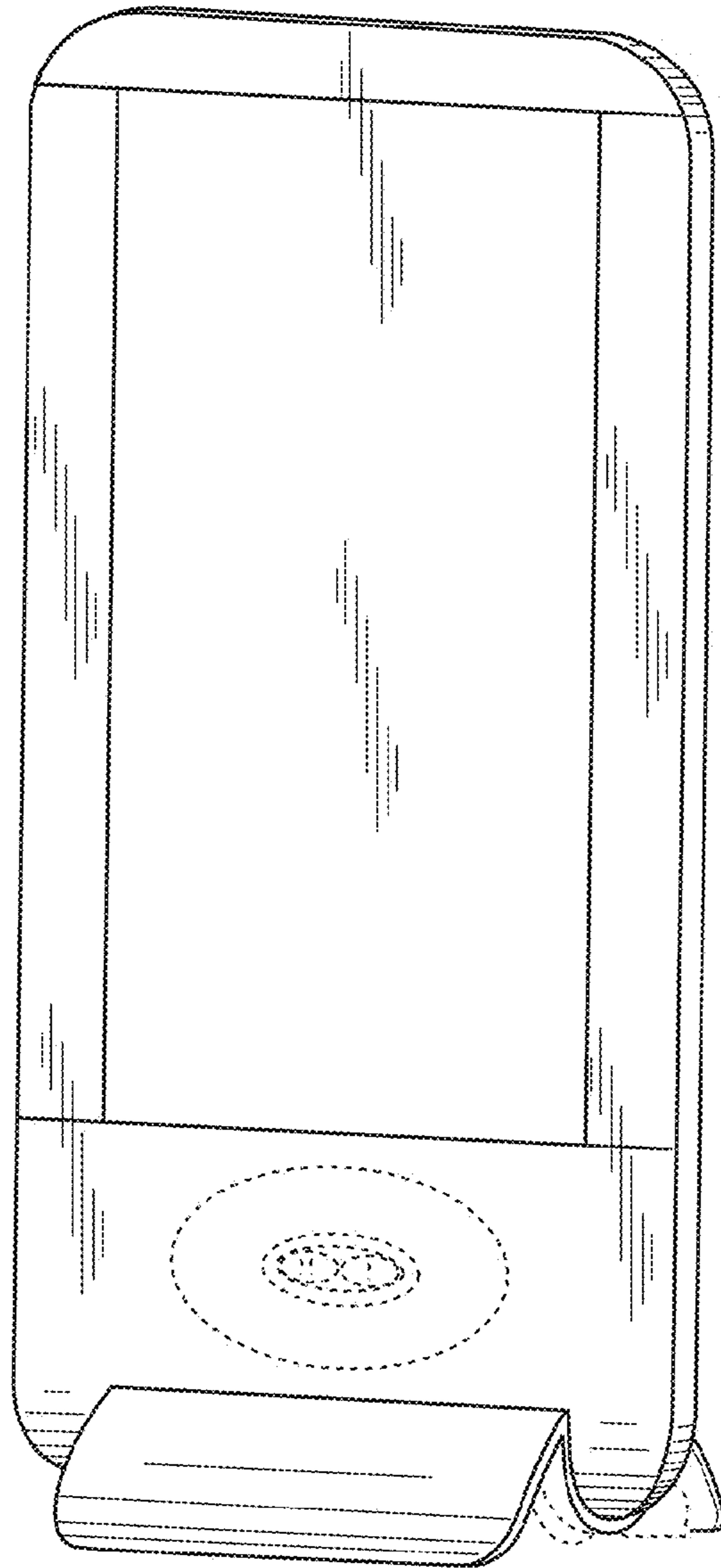


FIG. 1

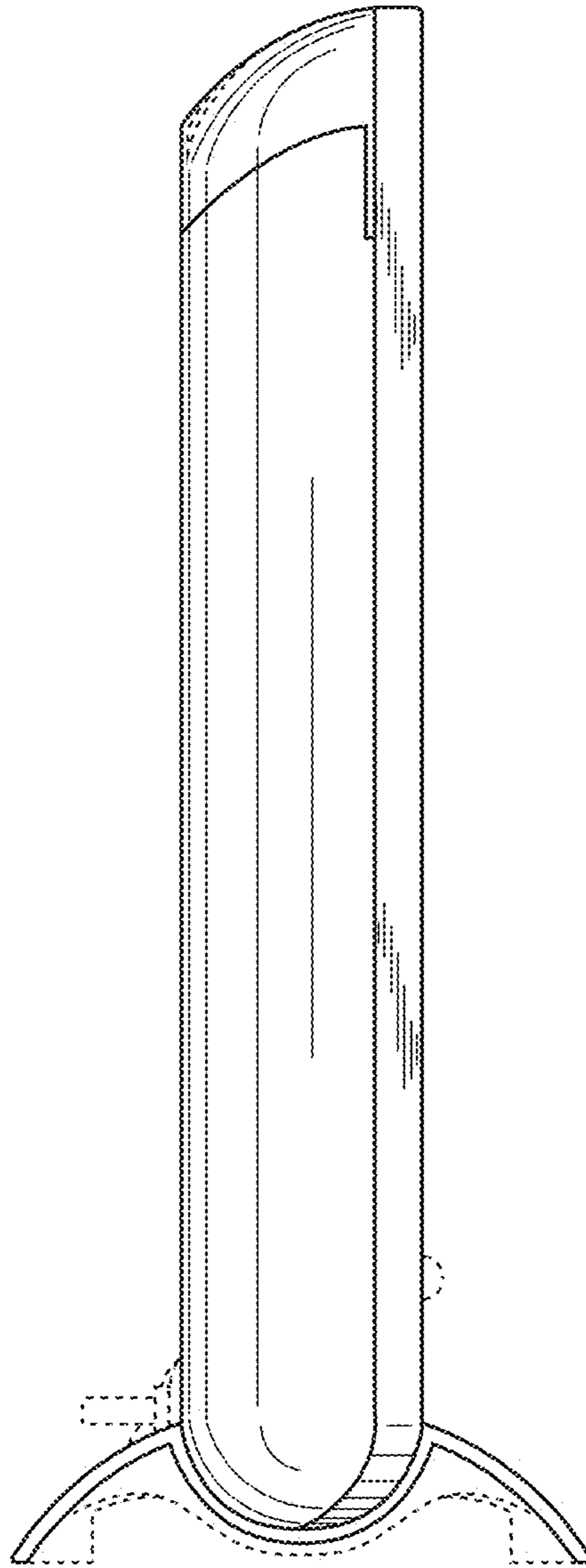


FIG. 2

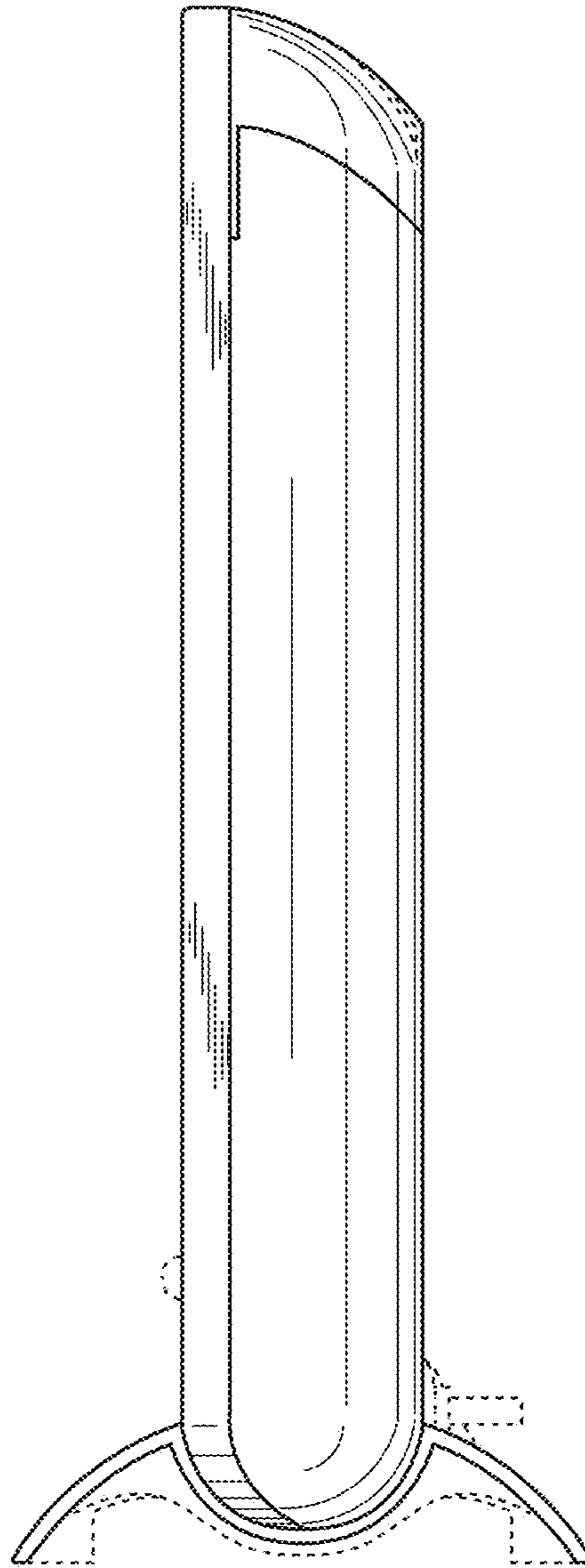


FIG. 3

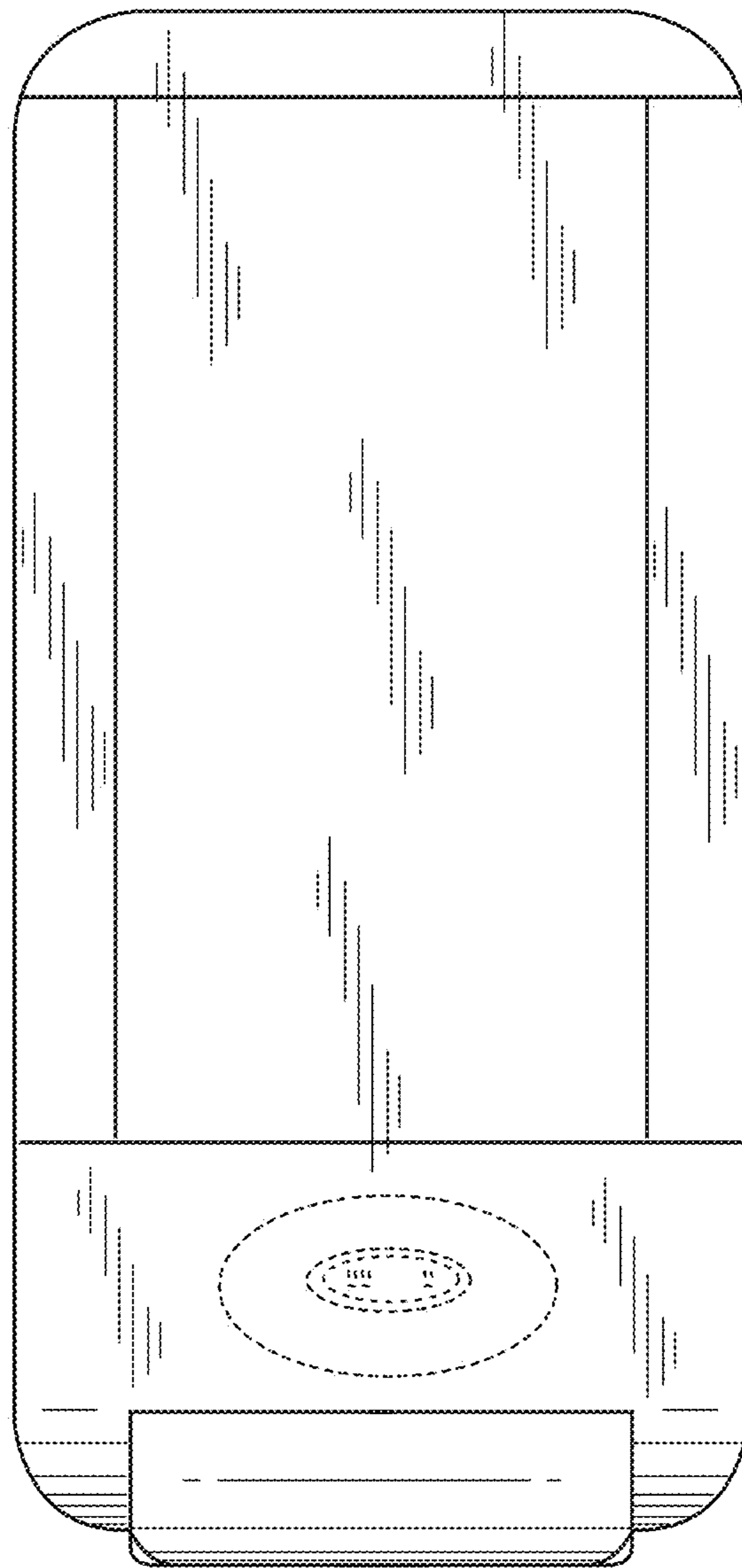


FIG. 4

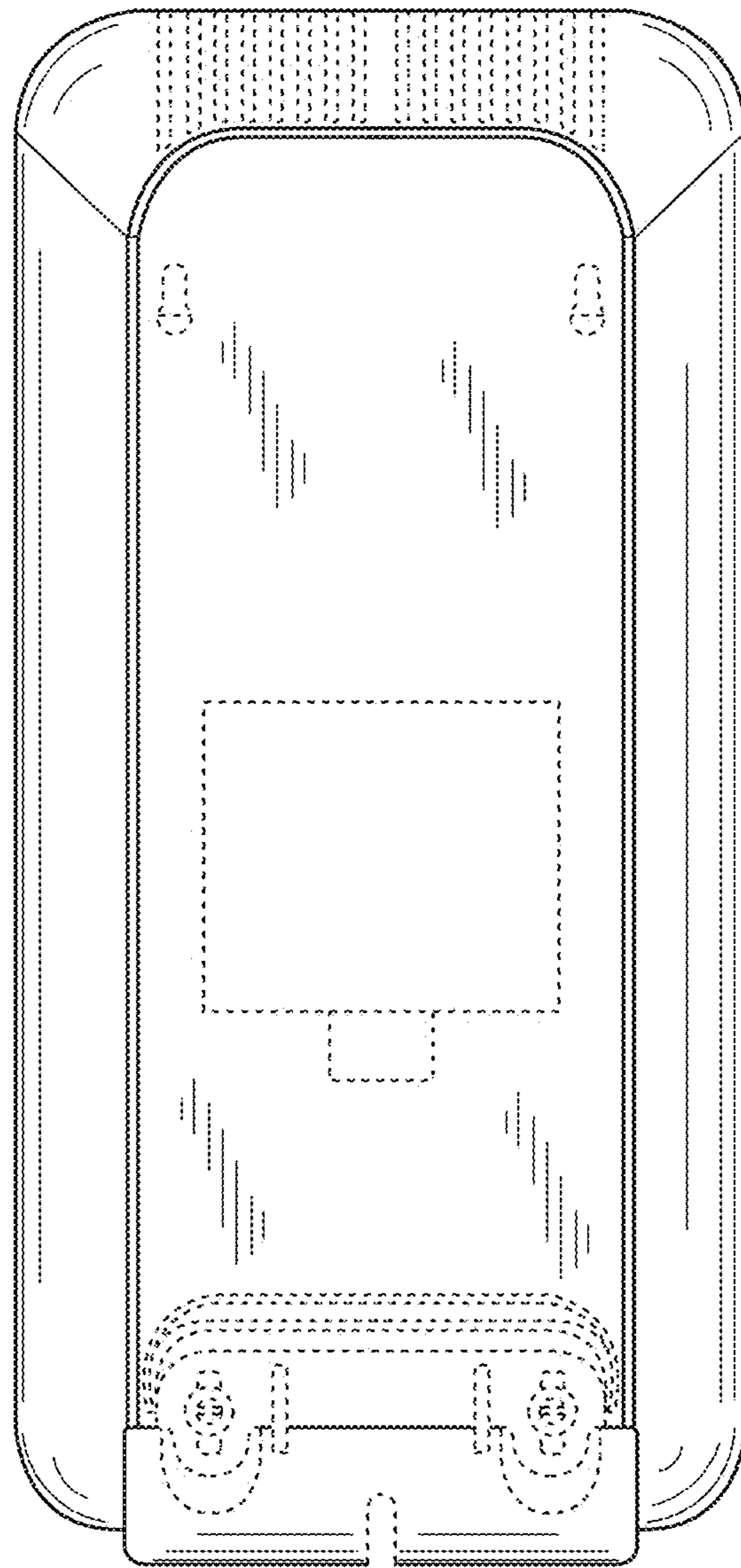


FIG. 5

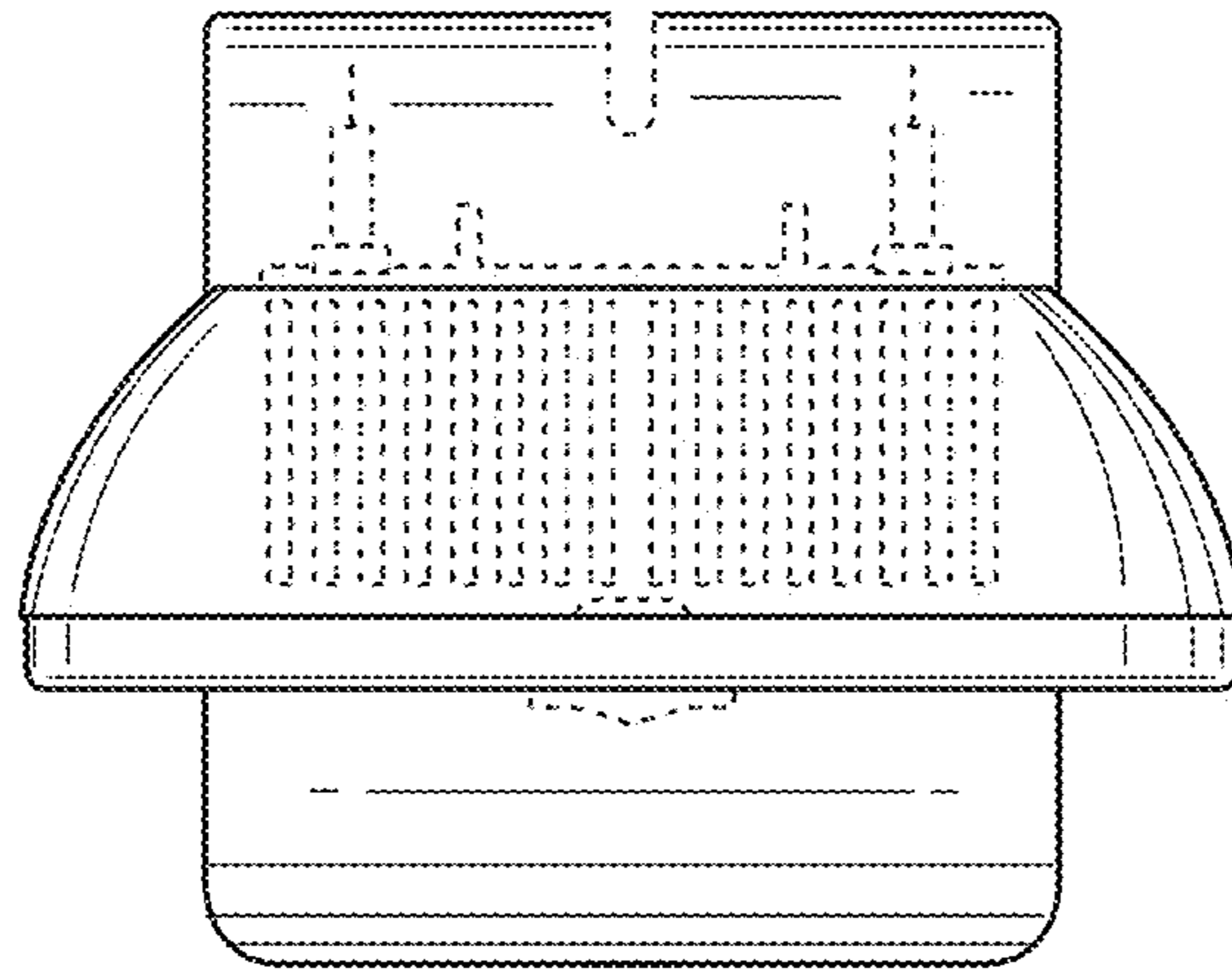


FIG. 6

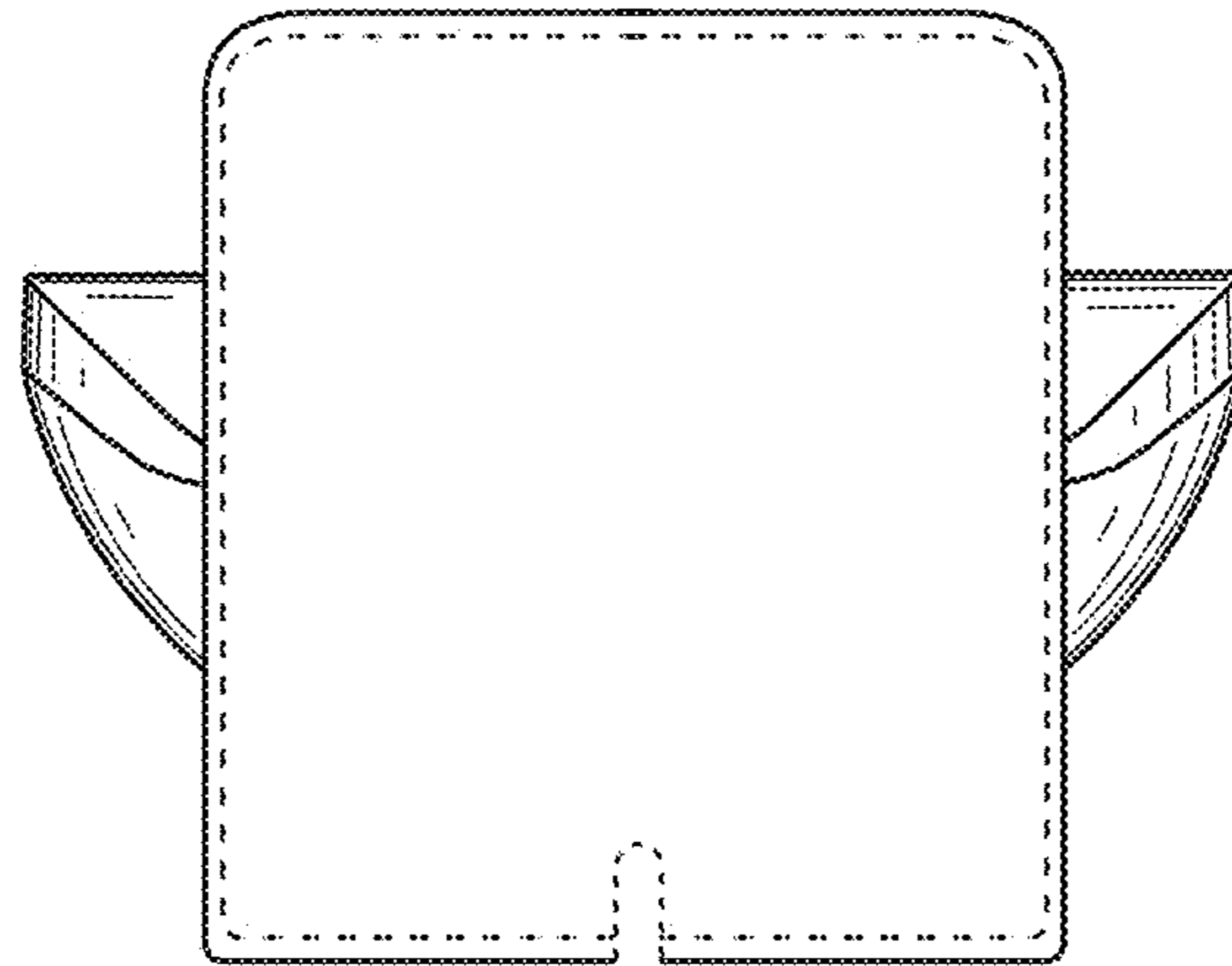


FIG. 7